



US00D553559S

(12) **United States Design Patent**  
**Irie et al.**

(10) **Patent No.:** **US D553,559 S**

(45) **Date of Patent:** **\*\* Oct. 23, 2007**

(54) **AUTOMOBILE TIRE**

(75) Inventors: **Isamu Irie**, Kanagawa (JP); **Masahiro Ebiko**, Kanagawa (JP); **Hiroyuki Kojima**, Kanagawa (JP)

(73) Assignee: **The Yokohama Rubber Co., Ltd.**, Tokyo (JP)

(\*\*) Term: **14 Years**

(21) Appl. No.: **29/234,934**

(22) Filed: **Jul. 26, 2005**

(30) **Foreign Application Priority Data**

Jan. 27, 2005 (JP) ..... 2005-002128

(51) **LOC (8) Cl.** ..... **12-15**

(52) **U.S. Cl.** ..... **D12/603; D12/601**

(58) **Field of Classification Search** ..... D12/551, D12/552, 553, 554, 555, 586, 587, 588, 589, D12/590, 900; 152/209.1, 209.13, 209.18, 152/209.25, 209.28

See application file for complete search history.

(56) **References Cited**

**U.S. PATENT DOCUMENTS**

D399,796 S \* 10/1998 Cho et al. .... D12/588  
D414,448 S \* 9/1999 Cercek et al. .... D12/588  
D472,518 S \* 4/2003 McKisson ..... D12/590

**OTHER PUBLICATIONS**

Hankook Dynapro AT RF08 Tire, 2004 Tread Design Guide, Jan. 2004, p. 30. 4/1.\*

Matador FH 1 HWY Tire, 2004 Tread Design Guide, Jan. 2004, p. 129. 4/1.\*

\* cited by examiner

*Primary Examiner*—Robert M. Spear

(74) *Attorney, Agent, or Firm*—Rader, Fishman & Grauer PLLC

(57) **CLAIM**

The ornamental design for automobile tire, as shown and described.

**DESCRIPTION**

FIG. 1 is a front view of an automobile tire, showing the new design, a rear view thereof, a top plan view thereof, a bottom plan view thereof appearing the same as the front view;

FIG. 2 is a right side view of the automobile tire, a left side view thereof appearing the same as the right side view;

FIG. 3 is a perspective view of the automobile tire;

FIG. 4 is a fragmentary front view of the tire tread, showing in enlargement the portion labeled 4—4 in FIG. 1; and,

FIG. 5 is a cross-sectional view of the tire tread taken along line 5—5 and in the direction of arrows in FIG. 4.

The evenly spaced broken lines in the drawings represent environmental structure only and form no part of the claimed design. The dash-dot-dash lines depict the outer boundaries of the claimed design and form no part thereof.

**1 Claim, 2 Drawing Sheets**

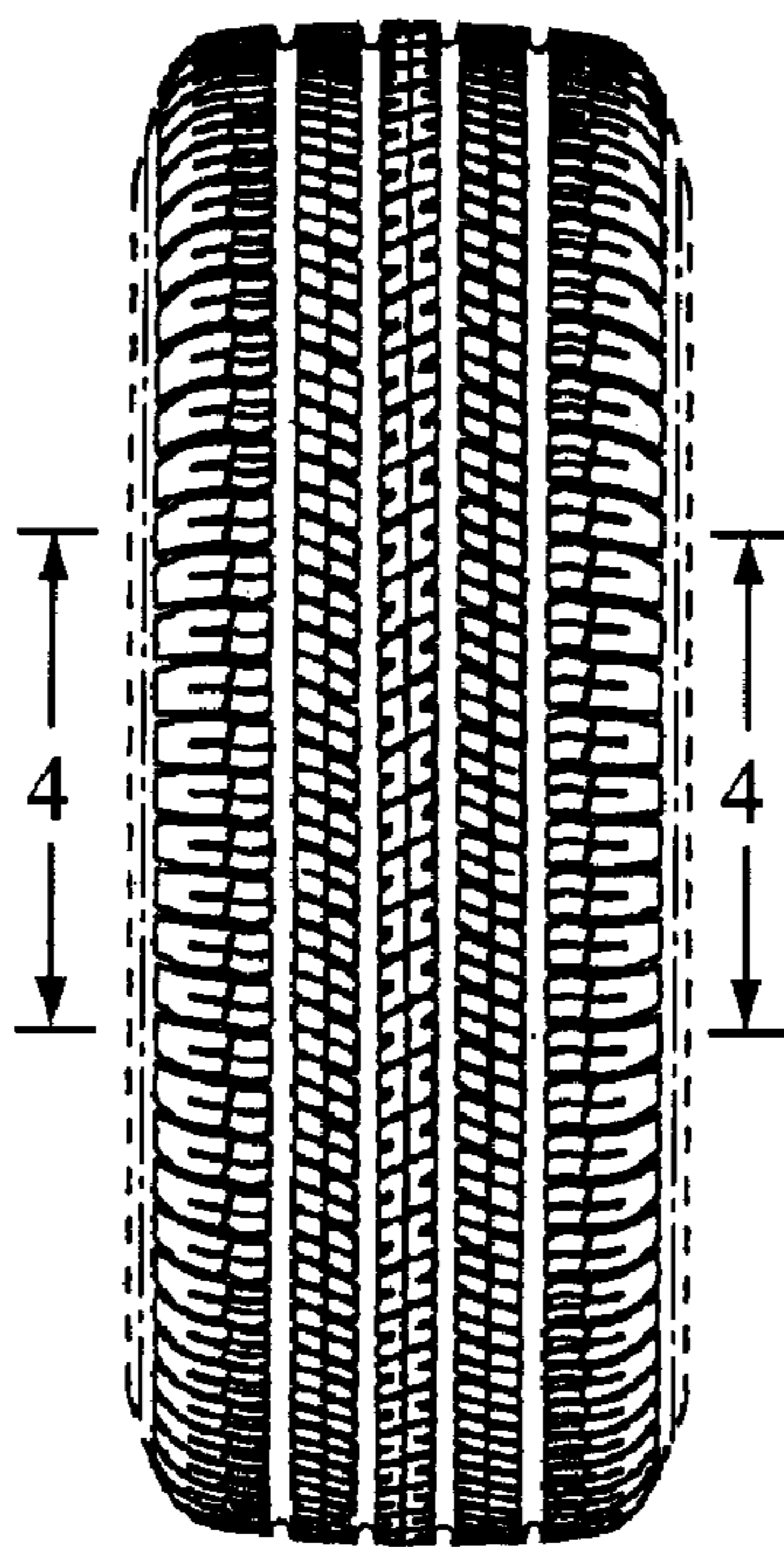


FIG. 1

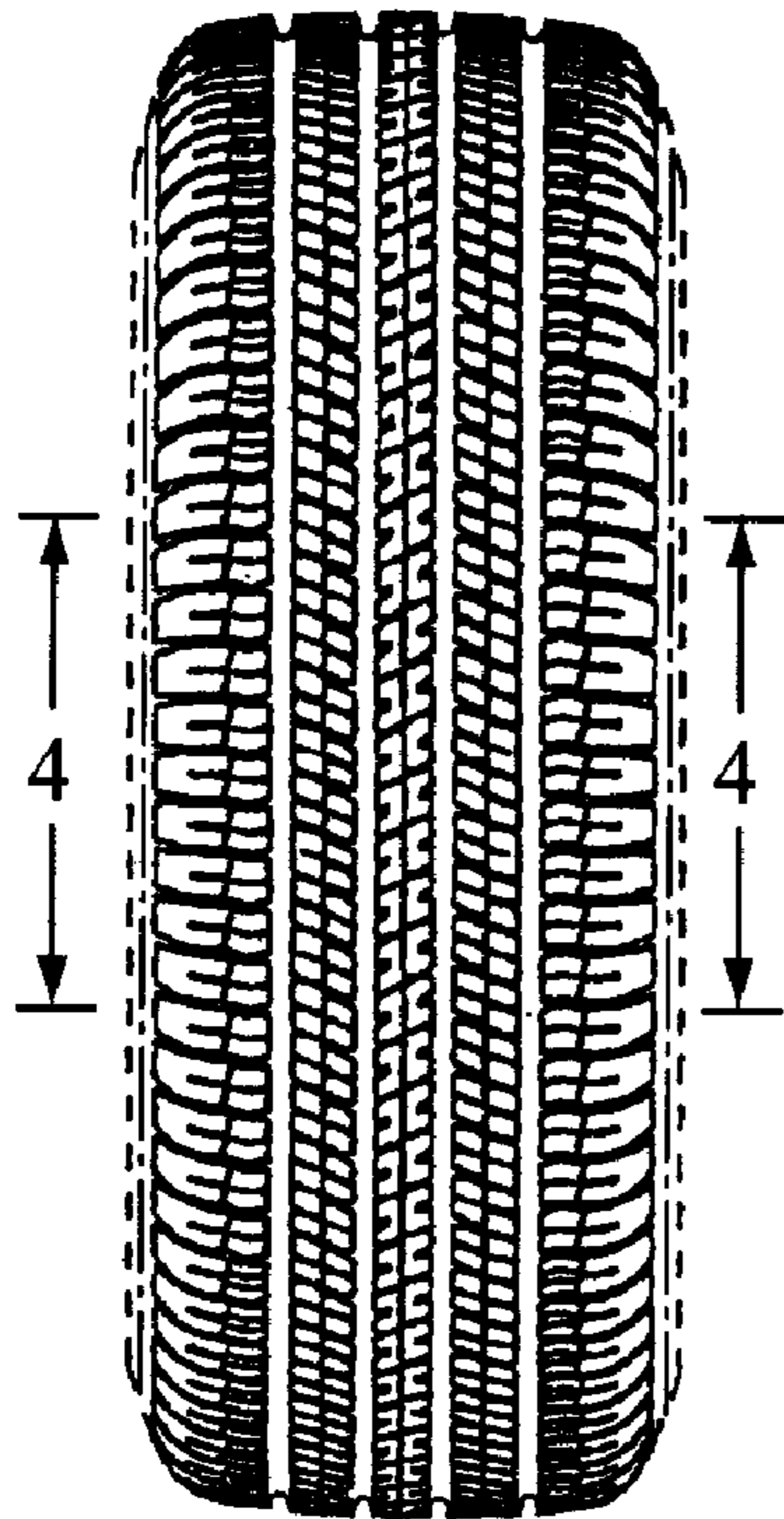


FIG. 3

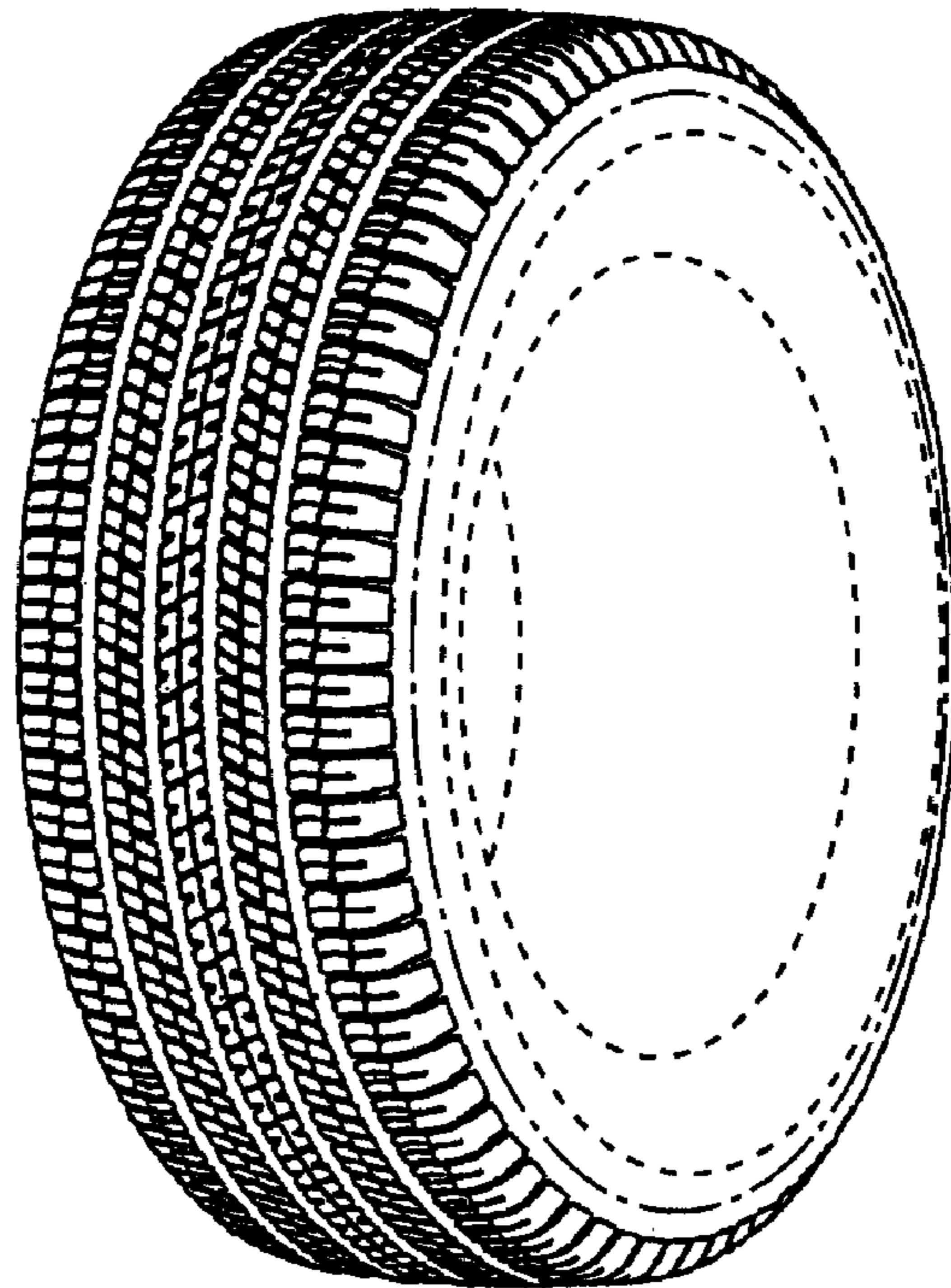


FIG. 2




FIG.4

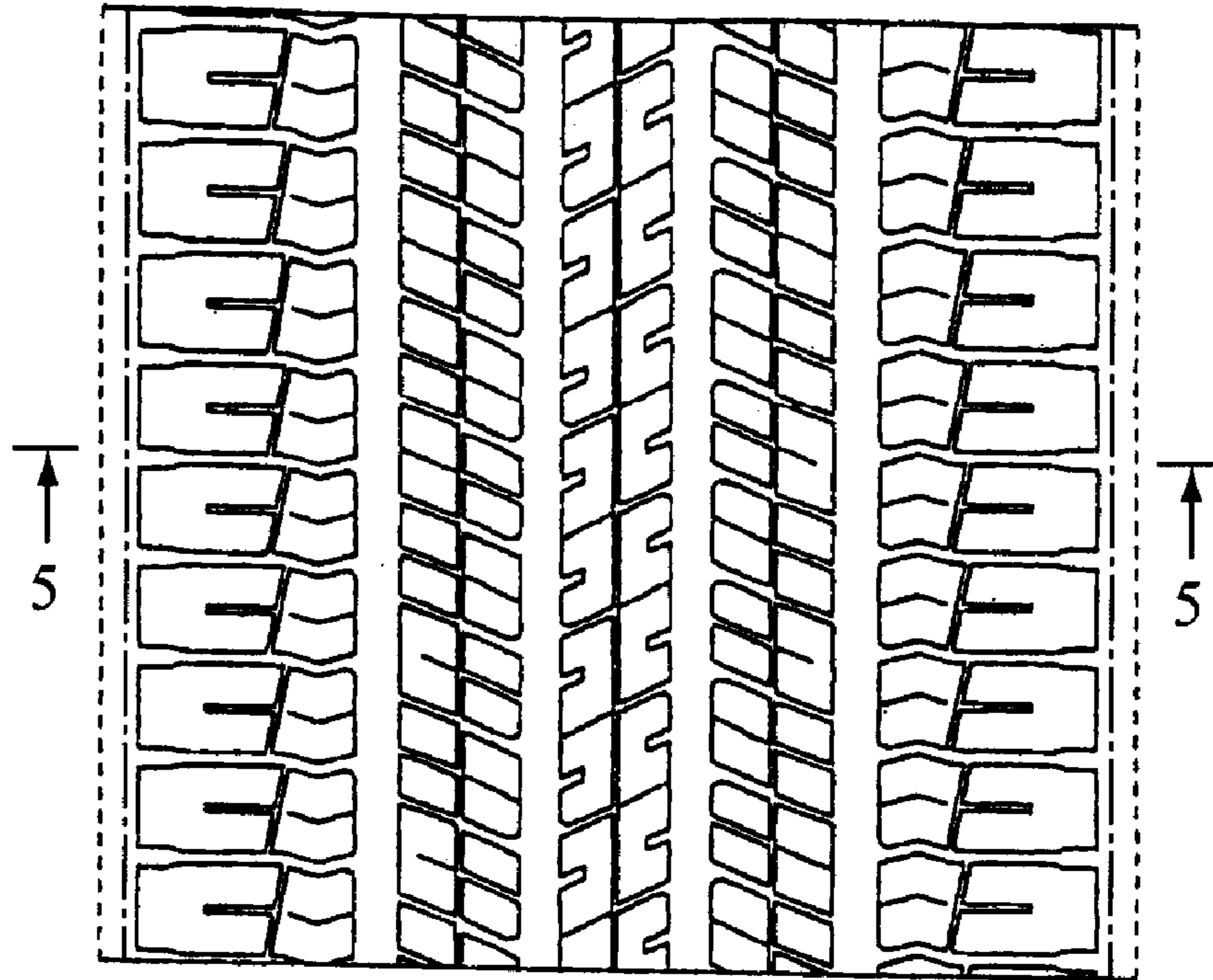


FIG.5

