



US00D553524S

(12) **United States Design Patent**  
**Jouwsma**

(10) **Patent No.:** **US D553,524 S**  
(45) **Date of Patent:** **\*\* Oct. 23, 2007**

(54) **CORIOLIS MEASURING INSTRUMENT**

(75) Inventor: **Wybren Jouwsma**, RM Lochem (NL)

(73) Assignee: **Berkin B.V.**, AK Ruurlo (NL)

(\*\*) Term: **14 Years**

(21) Appl. No.: **29/268,226**

(22) Filed: **Nov. 1, 2006**

(30) **Foreign Application Priority Data**

May 1, 2006 (EM) ..... 000521372

(51) **LOC (8) Cl.** ..... **10-04**

(52) **U.S. Cl.** ..... **D10/96**

(58) **Field of Classification Search** ..... D10/96;  
73/204.27, 861.353, 861.354, 861.355, 861.356,  
73/861.357

See application file for complete search history.

(56) **References Cited**

**U.S. PATENT DOCUMENTS**

5,429,002 A \* 7/1995 Colman ..... 73/861.356  
D436,876 S \* 1/2001 Barger et al. .... D10/96  
D440,502 S \* 4/2001 Higashikata et al. .... D10/96  
2006/0096391 A1 \* 5/2006 Kappertz et al. .... 73/861.357

**OTHER PUBLICATIONS**

Brooks Instrument, a division of Emerson Electric Co., Data Sheets on Brooks "Next generation" Quantim, Ultra Low Flow Coriolis, Precision Mass Flow, May 2005, 24 pages.  
Emerson, Product Data Sheet, "Micro Motion LF-Series, Low Flow Flowmeter," Sep. 2005, 28 pages.

Emerson product photos of 6 measuring devices, including Controller (with valve), 3 Meters and 2 External Electronics for Signal Processing, 1 page.

\* cited by examiner

*Primary Examiner*—Antoine D. Davis

(74) *Attorney, Agent, or Firm*—Osha Liang LLP

(57) **CLAIM**

The ornamental design for a coriolis measuring instrument, as shown and described.

**DESCRIPTION**

FIG. 1 is a front perspective view of a coriolis measuring instrument according to the invention.

FIG. 2 is a back perspective view of the coriolis measuring instrument according to the invention.

FIG. 3 is a front view of the coriolis measuring instrument according to the invention.

FIG. 4 is a back view of the coriolis measuring instrument according to the invention.


FIG. 5 is a left side view of the coriolis measuring instrument according to the invention.

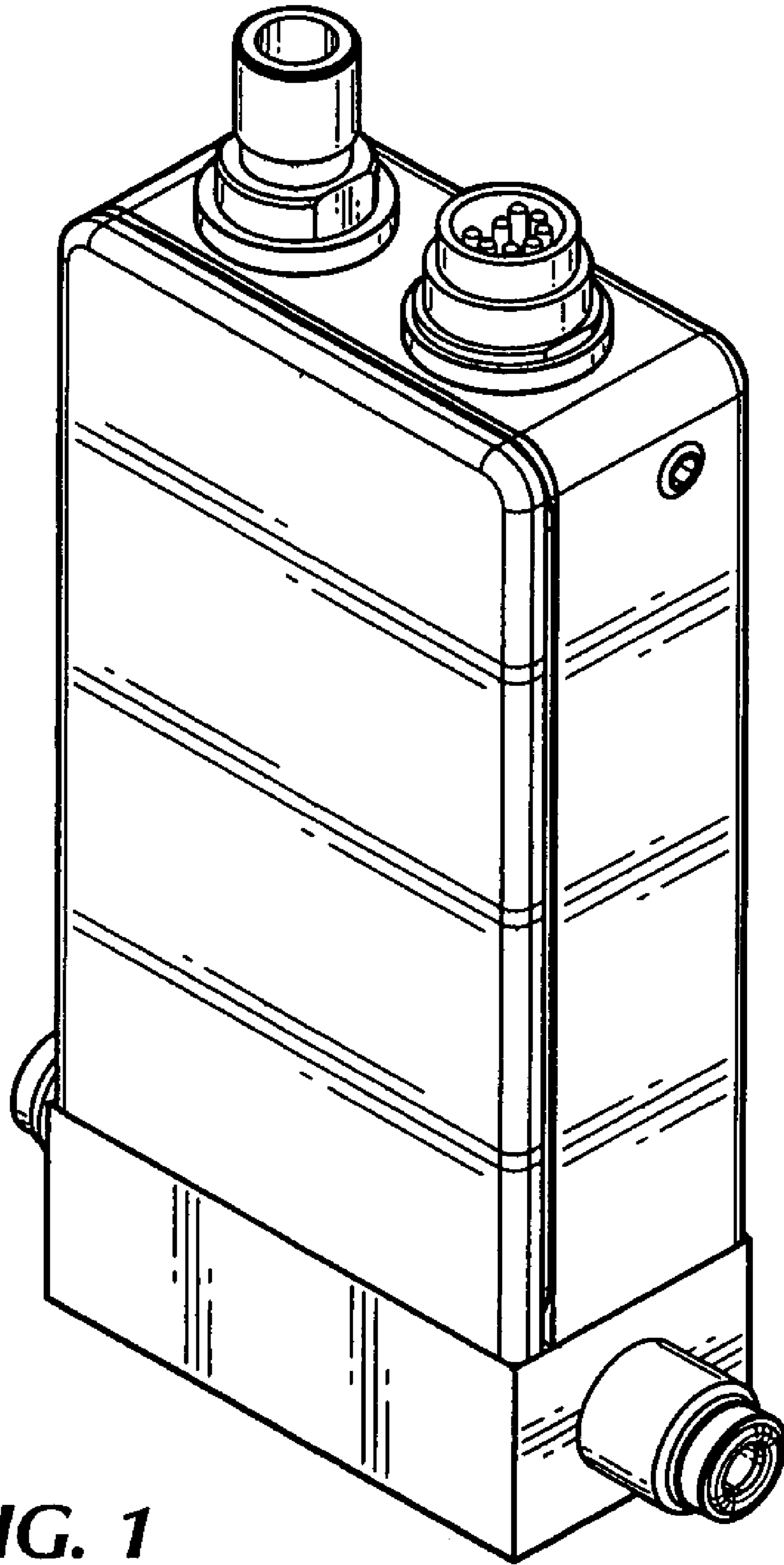
FIG. 6 is a right side view of the coriolis measuring instrument according to the invention.

FIG. 7 is a top view of the coriolis measuring instrument according to the invention; and,


FIG. 8 is a bottom view of the coriolis measuring instrument according to the invention.

**1 Claim, 4 Drawing Sheets**

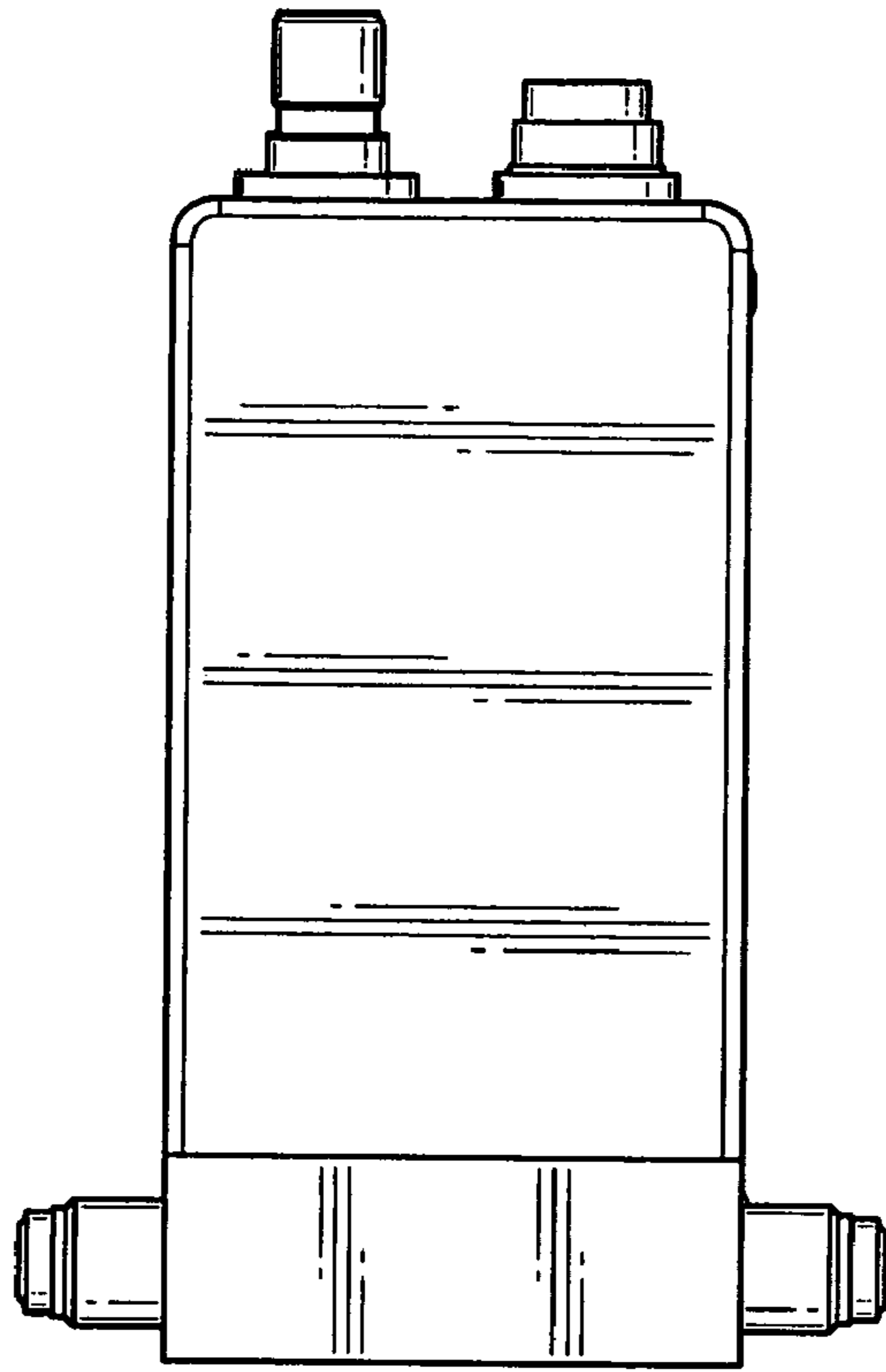




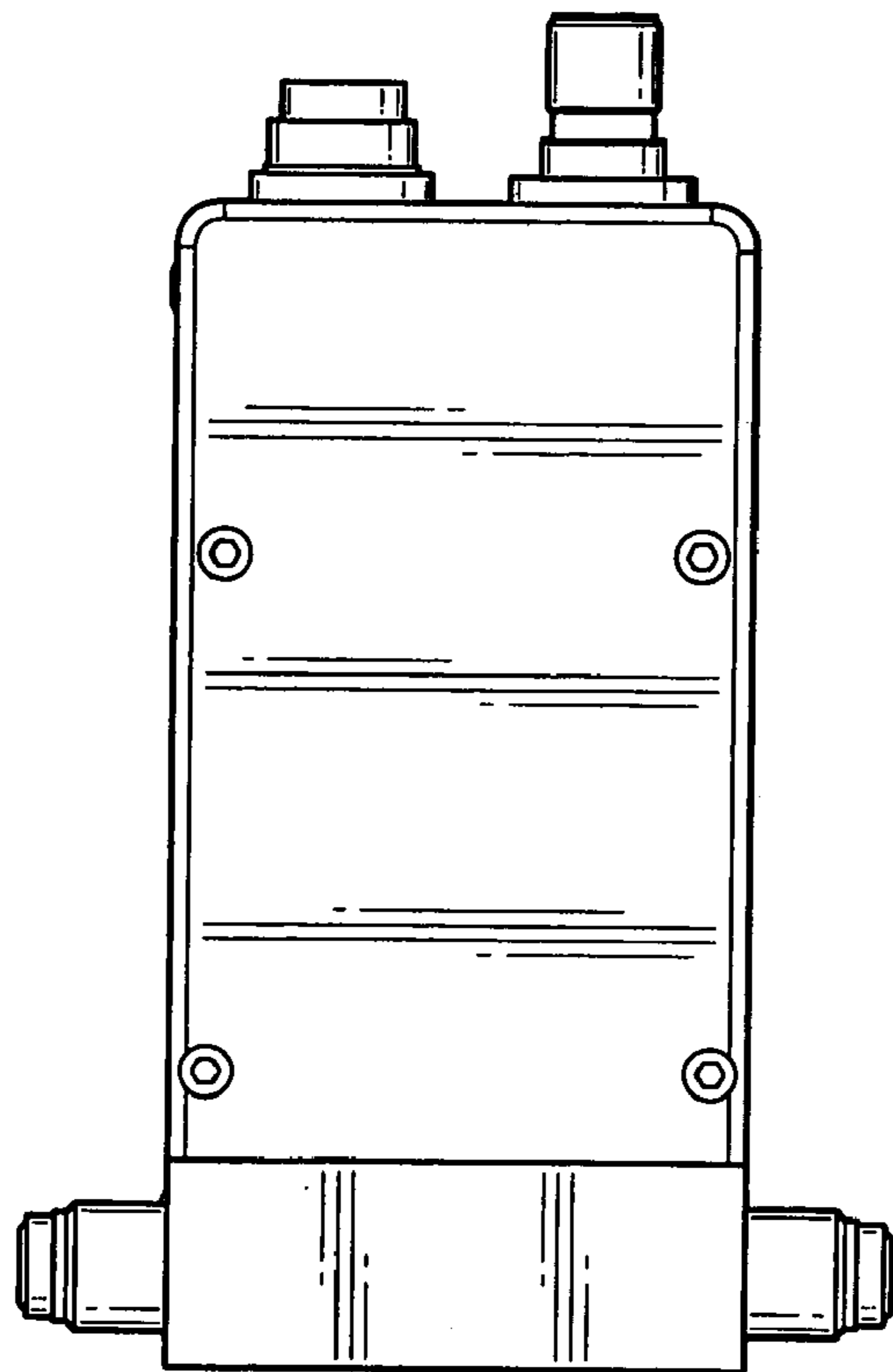
**FIG. 1**



**FIG. 2**



**FIG. 3**



**FIG. 4**

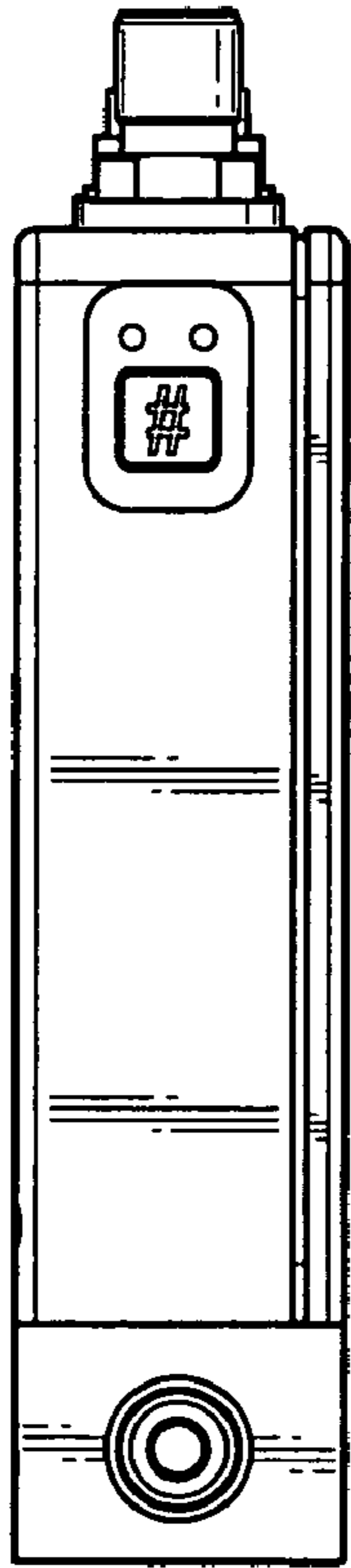


FIG. 5

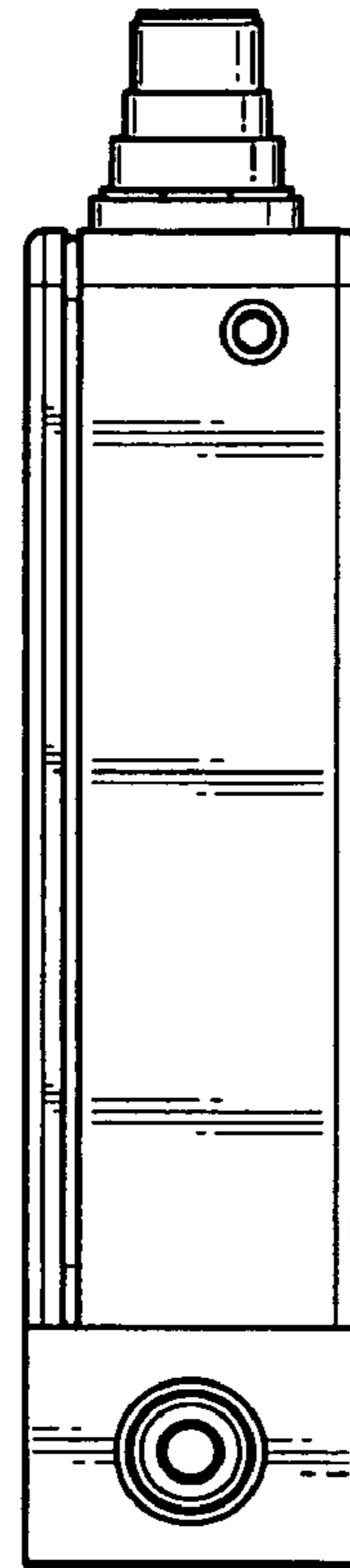


FIG. 6

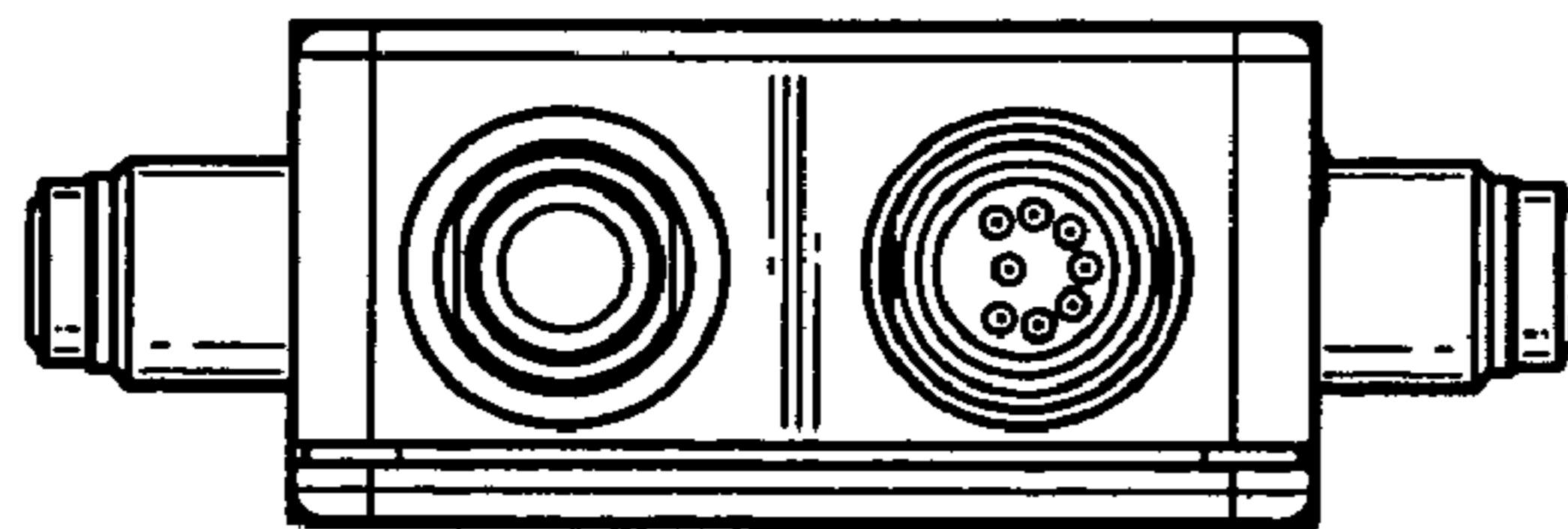


FIG. 7

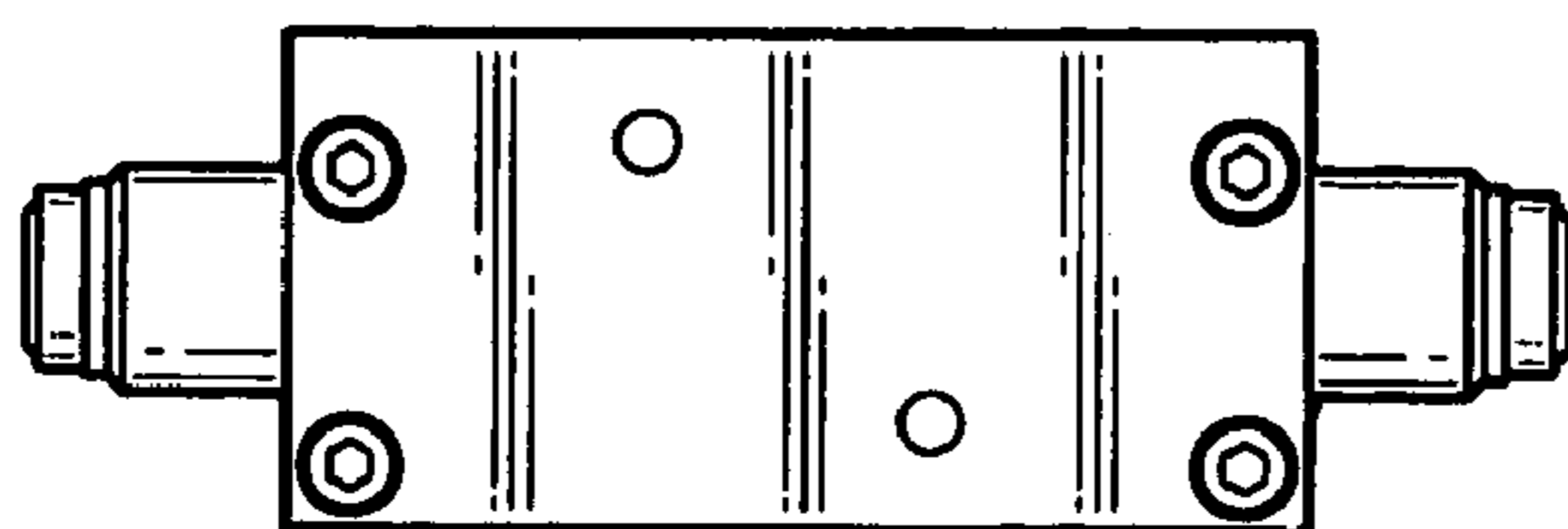


FIG. 8

UNITED STATES PATENT AND TRADEMARK OFFICE  
**CERTIFICATE OF CORRECTION**

PATENT NO. : Des. 553,524 S  
APPLICATION NO. : 29/268226  
DATED : October 23, 2007  
INVENTOR(S) : Wybren Jouwsma

Page 1 of 1

It is certified that error appears in the above-identified patent and that said Letters Patent is hereby corrected as shown below:

On the Title Page, item (30) Foreign Application Priority Data, the application number, "000521372" should be --**000521372-0004**--.

Signed and Sealed this

Twenty-eighth Day of October, 2008

A handwritten signature in black ink that reads "Jon W. Dudas". The signature is written in a cursive style with a large, looped initial "J".

JON W. DUDAS

*Director of the United States Patent and Trademark Office*