



US00D553513S

(12) **United States Design Patent** (10) **Patent No.:** **US D553,513 S**
Takeda (45) **Date of Patent:** **** Oct. 23, 2007**

(54) **TIME RECORDER**
(75) Inventor: **Akio Takeda**, Tokyo (JP)
(73) Assignee: **Seiko Precision, Inc.** (JP)
(**) Term: **14 Years**
(21) Appl. No.: **29/263,769**
(22) Filed: **Jul. 28, 2006**
(30) **Foreign Application Priority Data**
Jan. 31, 2006 (JP) D2006-002055
(51) **LOC (8) Cl.** **10-03**
(52) **U.S. Cl.** **D10/41**
(58) **Field of Classification Search** D10/41,
D10/40, 15; 235/377; 346/20, 80-88, 95,
346/96; 368/107, 110-113
See application file for complete search history.

(56) **References Cited**
U.S. PATENT DOCUMENTS
2,281,998 A * 5/1942 Rast 74/54
D161,941 S * 2/1951 Kress D10/41
2,824,777 A * 2/1958 Gieringer 346/83
2,981,586 A * 4/1961 Kawachi 346/82
3,611,423 A * 10/1971 Rutsche 346/86
3,942,182 A * 3/1976 Sato 346/53
4,381,511 A * 4/1983 Suzuki 346/20
4,516,138 A * 5/1985 Iwasawa et al. 346/80
D298,921 S * 12/1988 Berry et al. D10/41
D368,037 S * 3/1996 Staubitz et al. D10/41
5,767,868 A * 6/1998 Sugiuchi et al. 346/82
6,560,166 B1 * 5/2003 Saito et al. 368/47
6,765,600 B2 * 7/2004 Yamagishi et al. 346/83
6,817,537 B2 * 11/2004 Watanabe et al. 235/494
2003/0178497 A1 * 9/2003 Watanabe et al. 235/494

FOREIGN PATENT DOCUMENTS
JP 09007019 A * 1/1997
JP 2002008080 A * 1/2002

JP 2002245502 A * 8/2002
JP 2006285340 A * 10/2006

OTHER PUBLICATIONS

OfficeMax catalog, 2003, p. 293, time clock, [retrieved from internet Jun. 9, 2007]. Retrieved using Google Advanced catalog search, www.officemax.com.*
Official Japanese Gazette; Japanese Design Registration No. D1177696, published Jun. 23, 2003 (5 pages).
Official Japanese Gazette; Japanese Design Registration No. D1194918, published Jan. 19, 2004 (4 pages).
Official Japanese Gazette; Japanese Design Registration No. D1208698, published Jun. 14, 2004 (5 pages).
Official Japanese Gazette; Japanese Design Registration No. D661623, published Sep. 17, 1985 (1 page).
Official Japanese Gazette; Japanese Design Registration No. D716411, published Oct. 29, 1987 (1 page).

(Continued)

Primary Examiner—Lucy Lieberman
(74) *Attorney, Agent, or Firm*—SAIDMAN DesignLaw Group

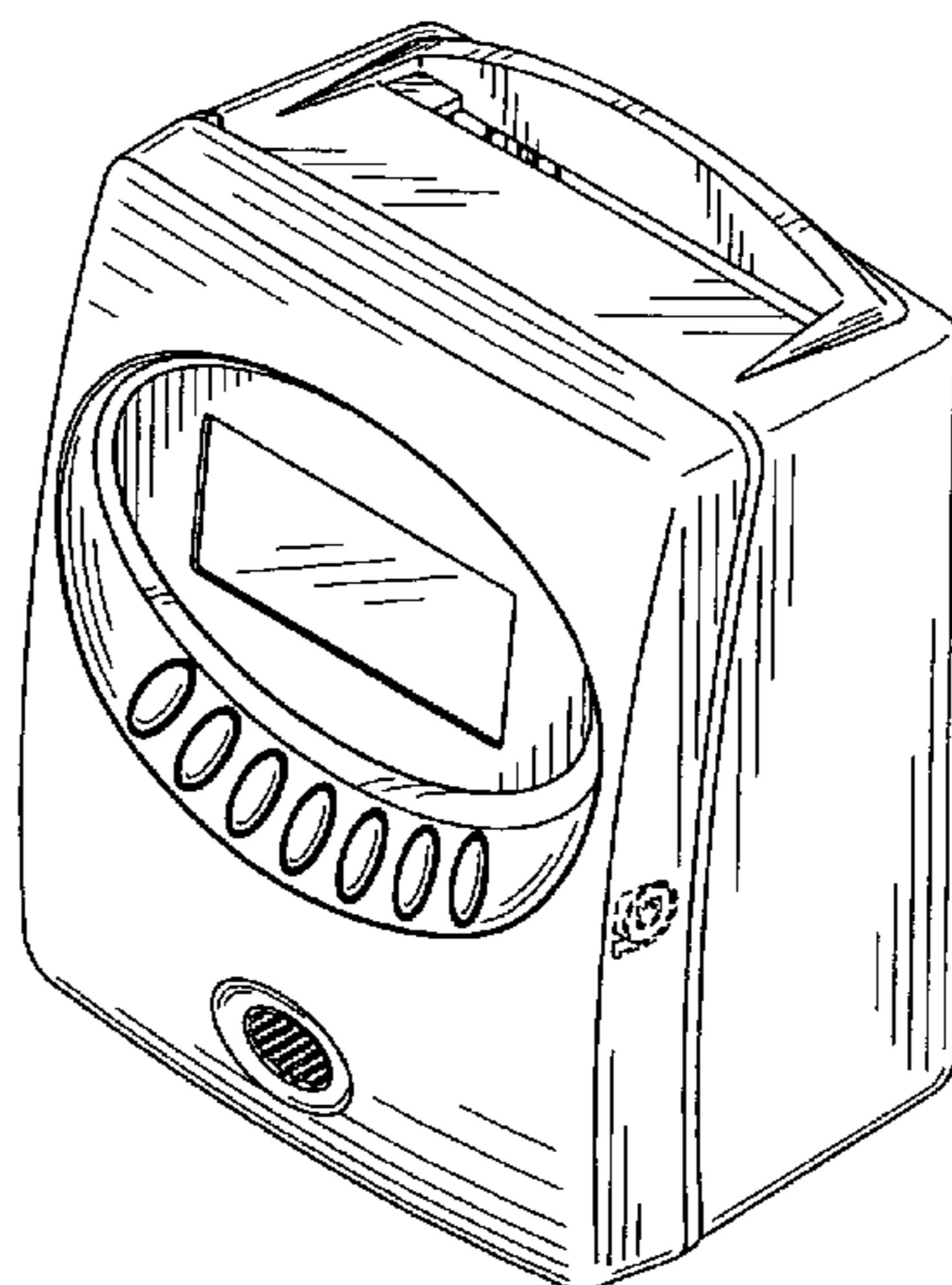
(57) **CLAIM**

The ornamental design for a time recorder, as shown and described.

DESCRIPTION

FIG. 1 is a perspective view of a time recorder;
FIG. 2 is a front view thereof;
FIG. 3 is a rear view thereof;
FIG. 4 is a right side view thereof;
FIG. 5 is a left side view thereof;
FIG. 6 is a top plan view thereof; and,
FIG. 7 is a bottom view thereof.
The broken lines shown in the views are for illustrative purpose only and form no part of claimed design.

1 Claim, 4 Drawing Sheets



OTHER PUBLICATIONS

Official Japanese Gazette; Japanese Design Registration No. D713955, published Sep. 30, 1987 (2 pages).	Official Japanese Gazette; Japanese Design Registration No. D946450, published Feb. 13, 1996 (2 copies).
Official Japanese Gazette; Japanese Design Registration No. D713955-01, published Feb. 21, 1989 (2 pages).	Official Japanese Gazette; Japanese Design Registration No. D946449, published Feb. 13, 1996 (2 pages).
Official Japanese Gazette; Japanese Design Registration No. D787951, published May 15, 1990 (2 pages).	Official Japanese Gazette; Japanese Design Registration No. D994875, published Nov. 11, 1997 (2 pages).
Official Japanese Gazette; Japanese Design Registration No. D819195, published Sep. 27, 1991 (2 pages).	Official Japanese Gazette; Japanese Design Registration No. D1047622, published Aug. 30, 1999 (2 pages).
Official Japanese Gazette; Japanese Design Registration No. D792517, Jul. 20, 1990 (2 pages).	Official Japanese Gazette; Japanese Design Registration No. D1079218, published Jul. 17, 2000, (5 pages).
Official Japanese Gazette; Japanese Design Registration No. D895971, published Apr. 12, 1993 (2 pages).	Official Japanese Gazette; Japanese Design Registration No. D1079219, published Jul. 17, 2000, (5 pages).
Official Japanese Gazette; Japanese Design Registration No. D928842, published Jun. 27, 1995 (1 page).	Lathem, 7000E Electronic Time Recorder, Lathem Time brochure, 2002 (2 pages).

* cited by examiner

Fig. 1

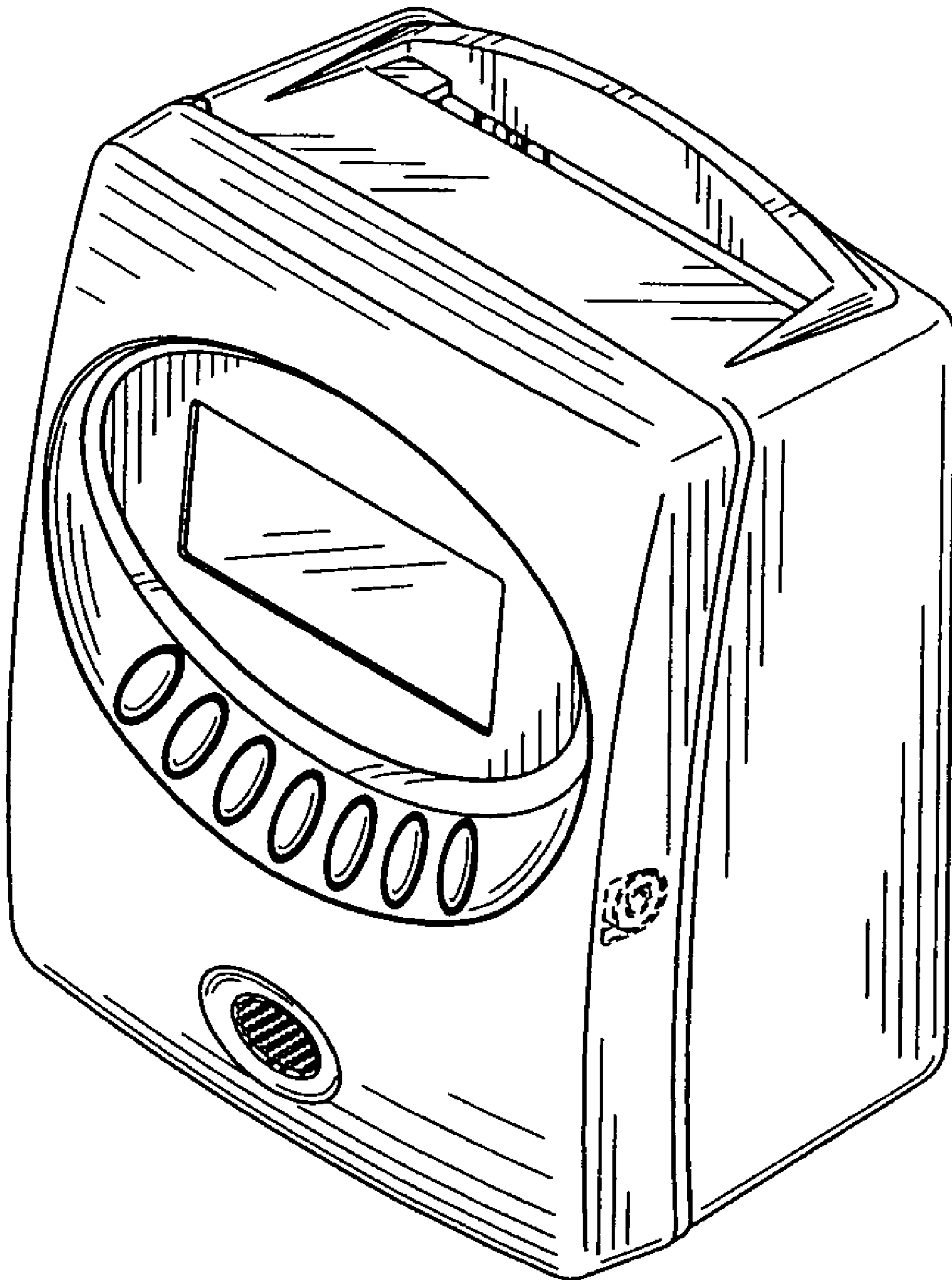


Fig.2

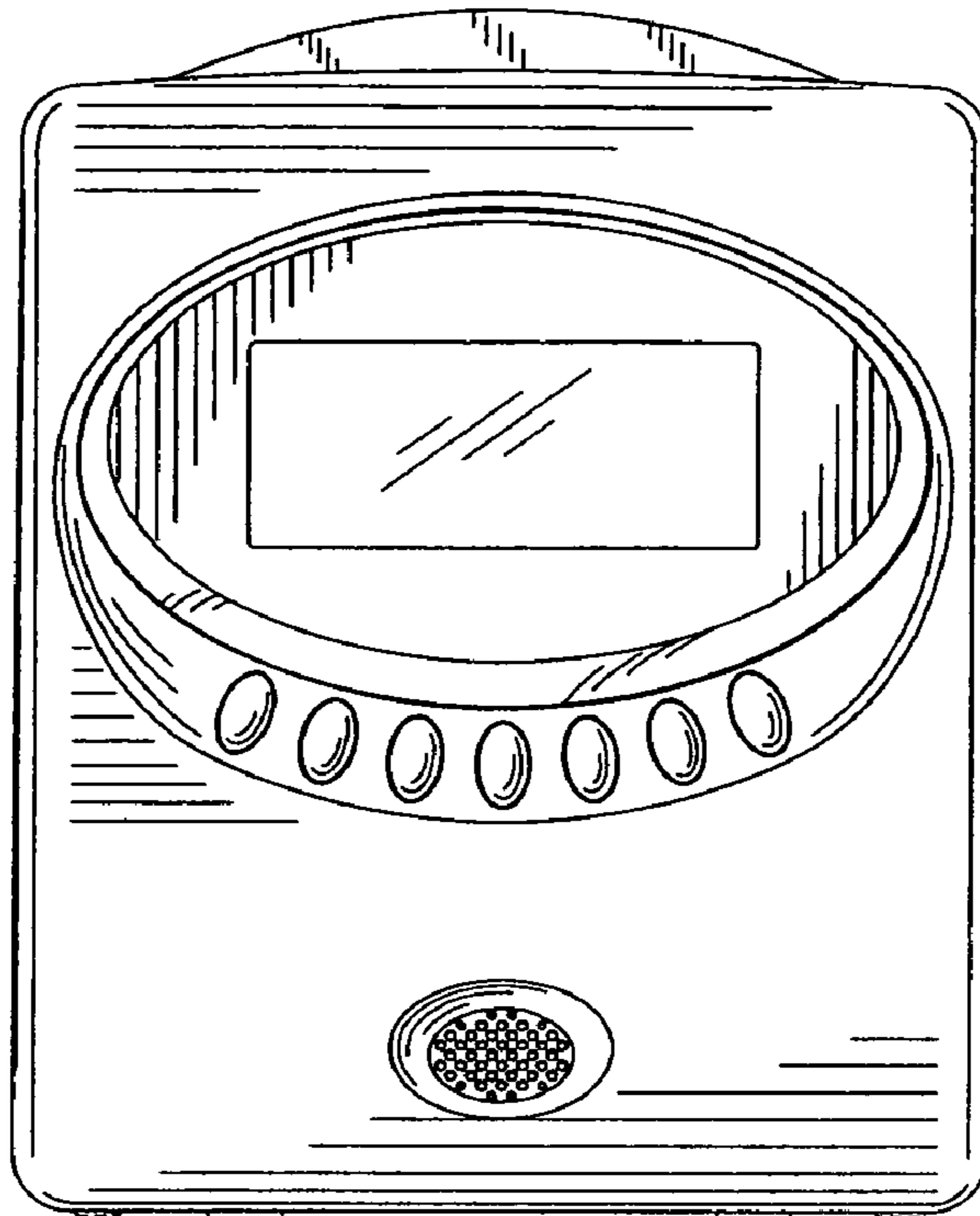


Fig.3

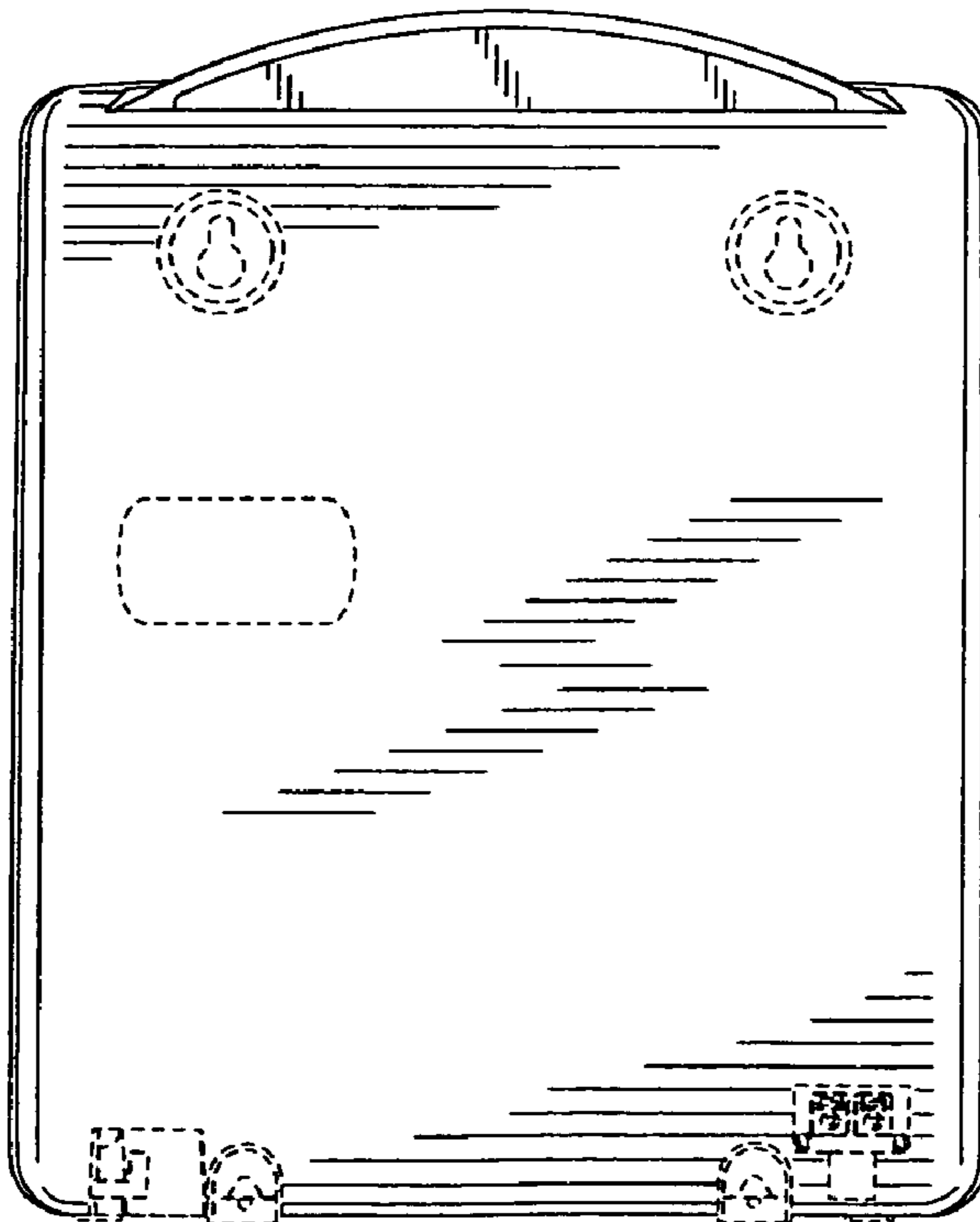


Fig.4

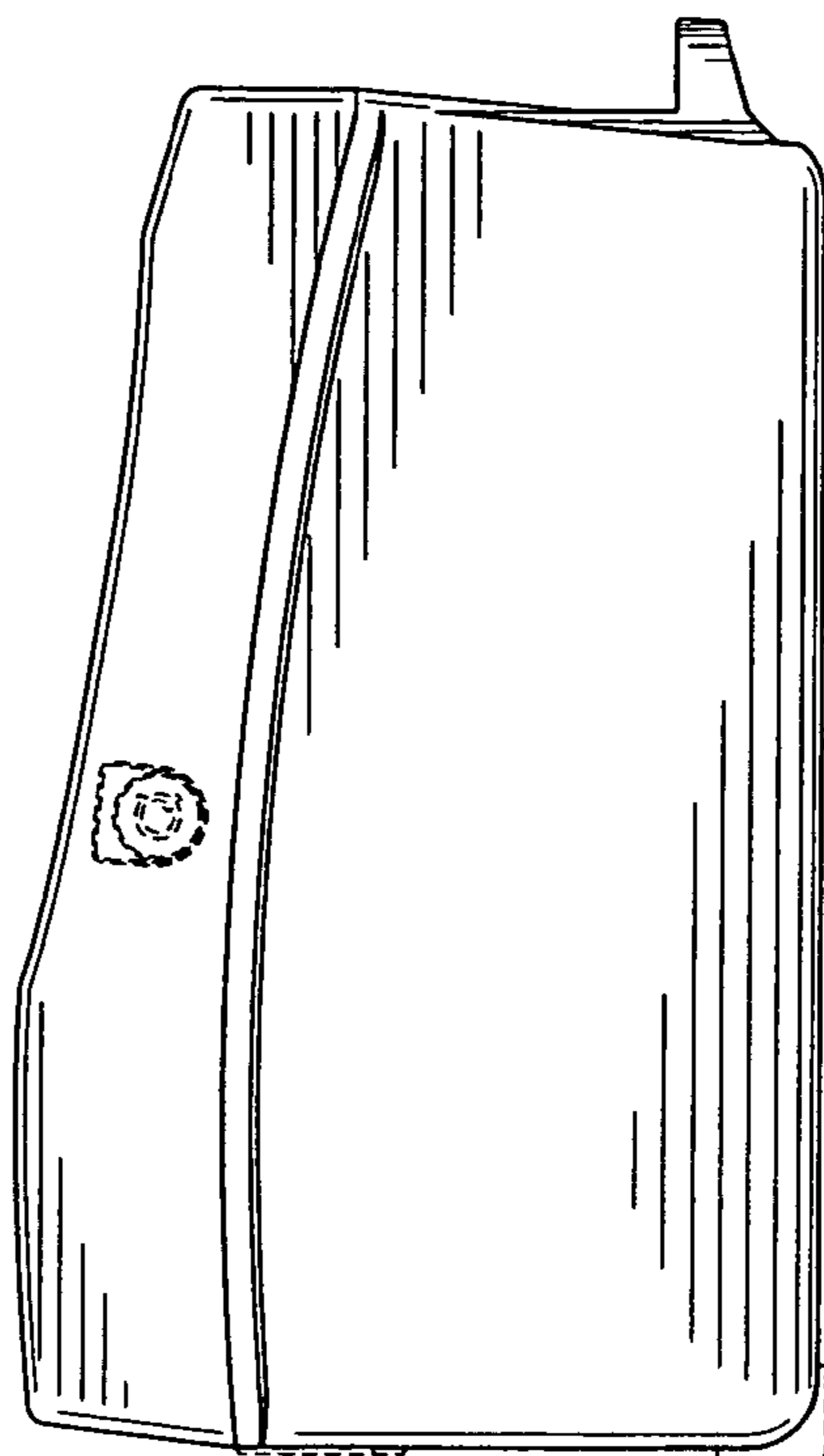


Fig.5




Fig.6




Fig.7

