



US00D553503S

(12) **United States Design Patent**
Toh

(10) **Patent No.:** **US D553,503 S**

(45) **Date of Patent:** **** Oct. 23, 2007**

(54) **CONTAINER AND CLOSURE**

(75) Inventor: **Kiat-Cheong Toh**, Forest Hills, NY
(US)

(73) Assignee: **Colgate-Palmolive Company**, New
York, NY (US)

(**) Term: **14 Years**

(21) Appl. No.: **29/276,191**

(22) Filed: **Jan. 18, 2007**

(51) **LOC (8) Cl.** **09-01**

(52) **U.S. Cl.** **D9/530; D9/539; D9/543;**
D9/529; D9/572

(58) **Field of Classification Search** D9/530,
D9/516, 522, 540, 537-543, 521, 529, 572-575,
D9/557, 570, 563, 564; 222/210, 212, 213;
215/381-385

See application file for complete search history.

(56) **References Cited**

U.S. PATENT DOCUMENTS

D202,824 S	11/1965	Gould	
D211,933 S	8/1968	Horne	
D218,221 S	8/1970	Coghill et al.	
D218,398 S	8/1970	Coghill et al.	
D223,335 S	4/1972	Donoghue	
D234,911 S	4/1975	Stevens, Jr. et al.	
D247,473 S	3/1978	Goettner	
D253,166 S	10/1979	Pardo	
D259,022 S	4/1981	Weckman	
D281,861 S	12/1985	Jones et al.	
D376,697 S *	12/1996	Green et al.	D4/114
D379,308 S *	5/1997	Beaver	D9/523
D379,931 S *	6/1997	Crawford	D9/540
D384,285 S	9/1997	D'Amico et al.	
D394,812 S *	6/1998	Crawford	D9/543
D414,118 S *	9/1999	Crawford	D9/543

D415,688 S *	10/1999	Crawford	D9/543
D425,795 S *	5/2000	Feen	D9/521
D427,913 S	7/2000	Davies	
D429,648 S *	8/2000	Goettner	D9/540
D445,692 S	7/2001	Meeker et al.	
D448,999 S *	10/2001	Weber	D9/529
D457,069 S *	5/2002	Palaia	D9/542
D457,439 S	5/2002	Meeker et al.	
D459,659 S	7/2002	Chung	
D462,618 S	9/2002	Meeker et al.	
D472,153 S *	3/2003	Feen	D9/539
D476,574 S *	7/2003	Beachum et al.	D9/529
D511,299 S	11/2005	Angeletta	
D519,383 S *	4/2006	Stolle	D9/565

* cited by examiner

Primary Examiner—Stella Reid

Assistant Examiner—Elizabeth J. Oswecki

(74) *Attorney, Agent, or Firm*—Michael Wallace, Jr.

(57) **CLAIM**

The ornamental design for a container and closure, as shown and described.

DESCRIPTION

FIG. 1 is a perspective view of the container and closure of my design.

FIG. 2 is a front elevation view thereof.

FIG. 3 is a rear elevation view thereof.

FIG. 4 is a left side elevation view thereof.

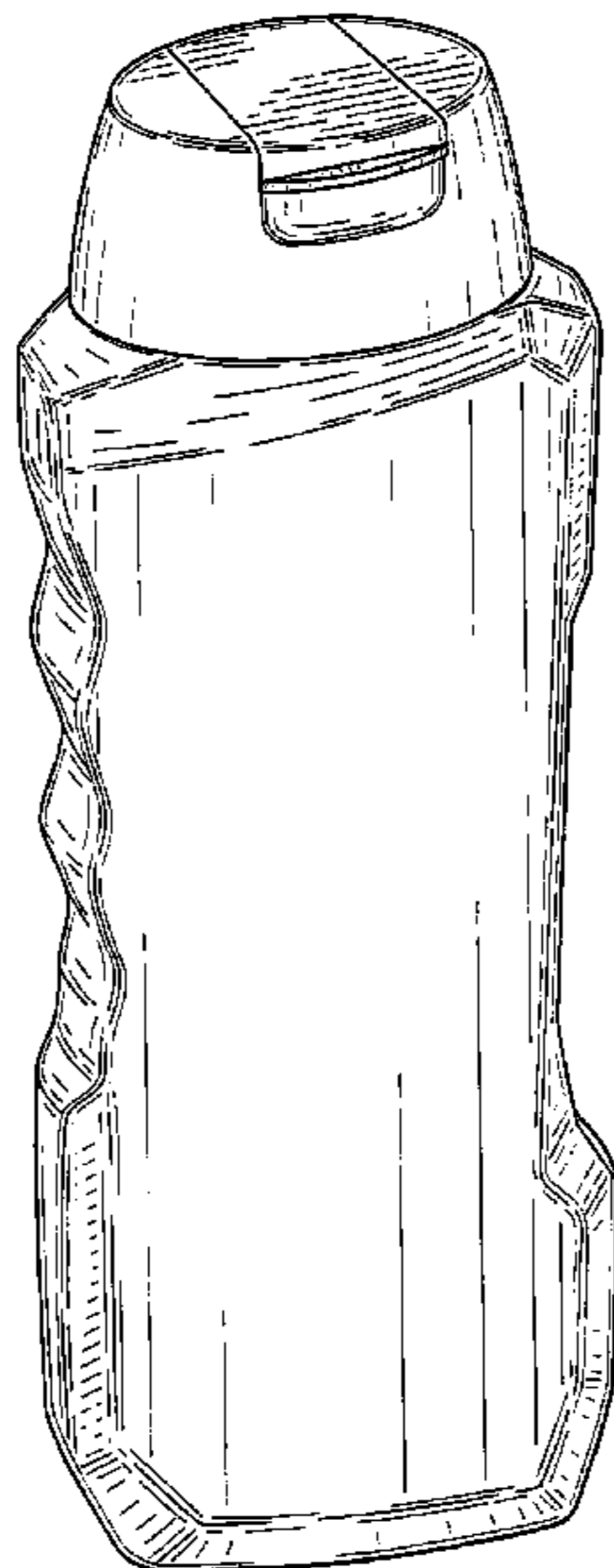
FIG. 5 is a right side elevation view thereof.

FIG. 6 is a top plan view thereof; and,

FIG. 7 is a bottom plan view thereof.

The broken line showing of the bottom of the container is for illustrative purposes only and forms no part of the claimed design.

1 Claim, 6 Drawing Sheets



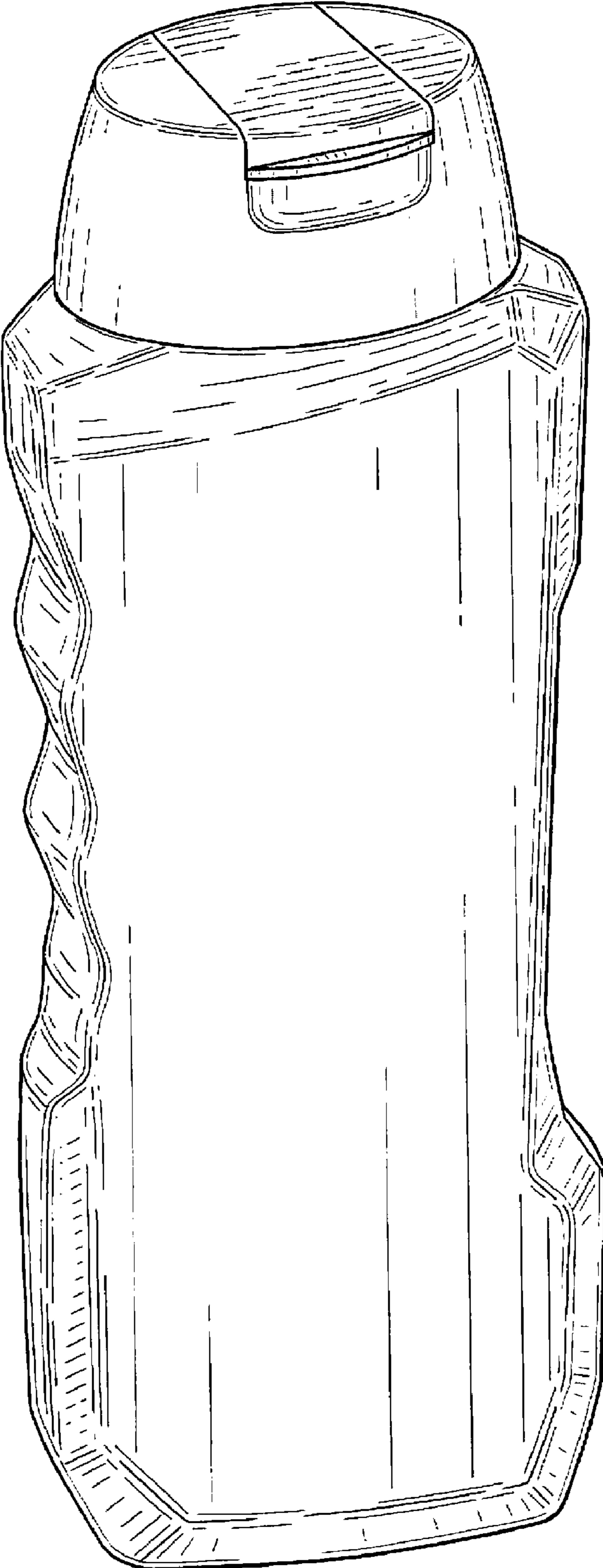


FIG. 1

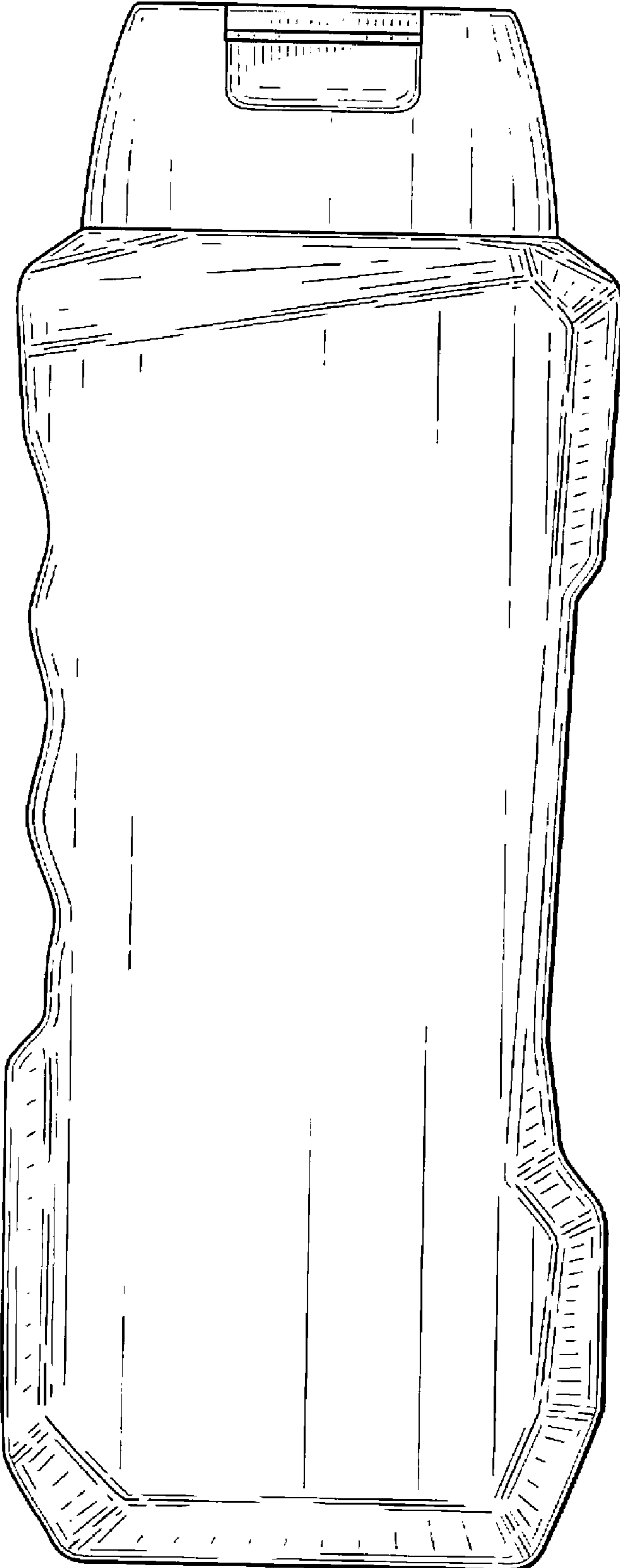


FIG. 2

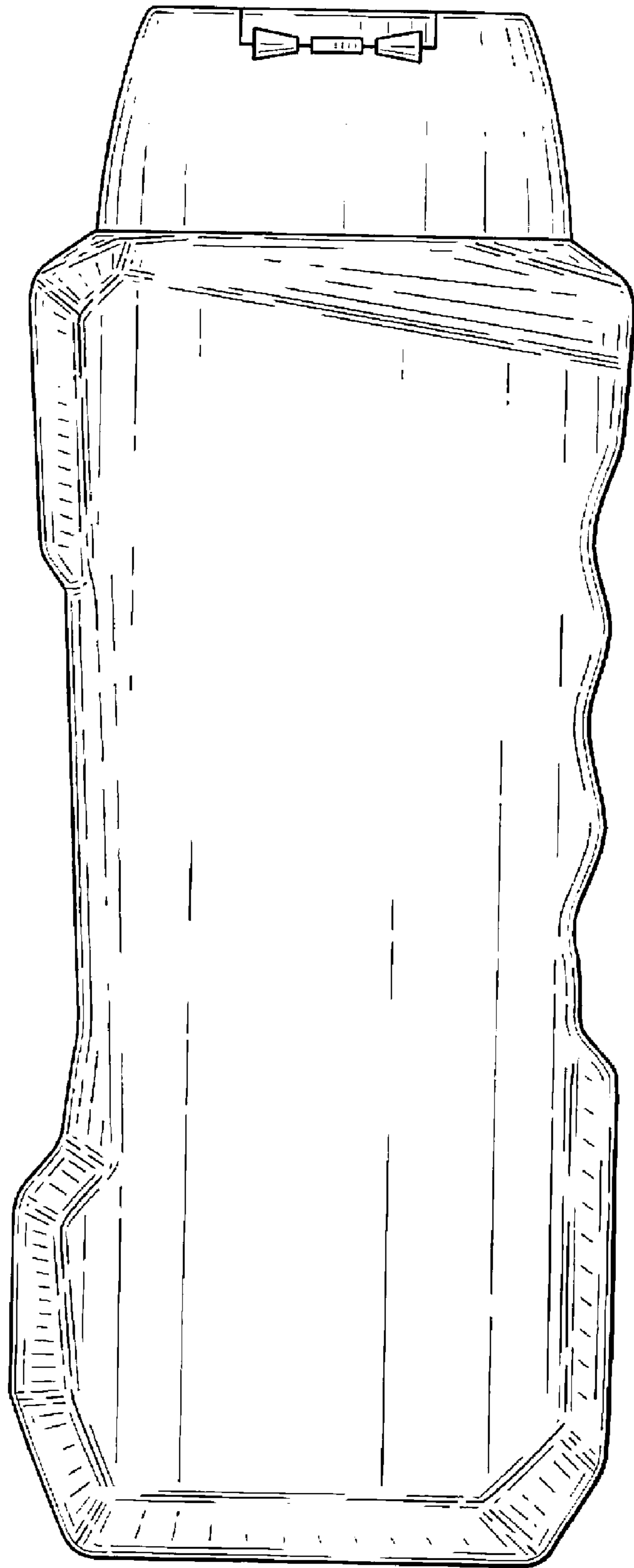


FIG. 3

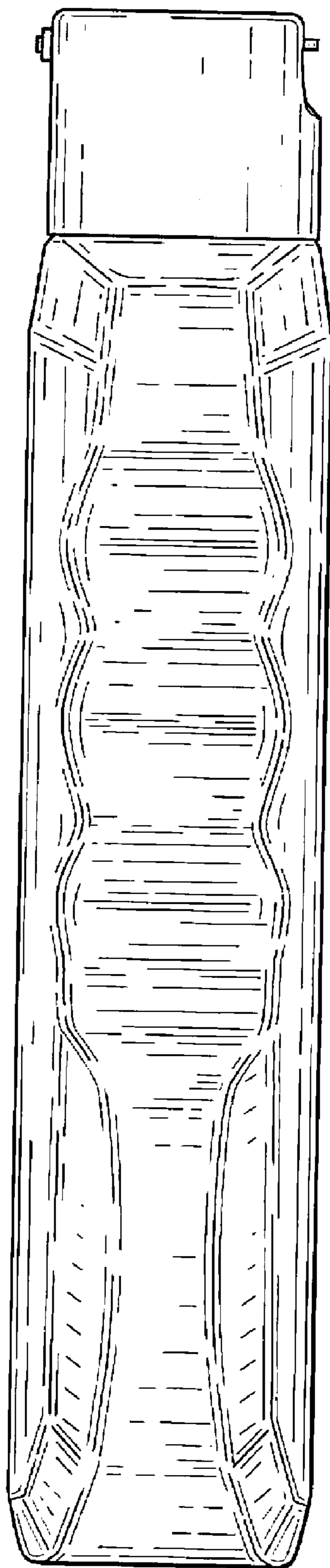


FIG. 4

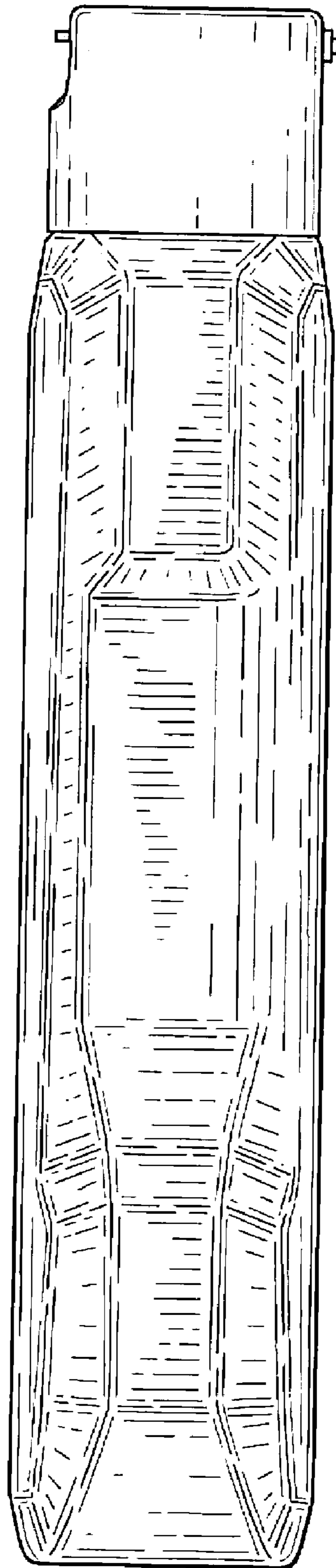


FIG. 5

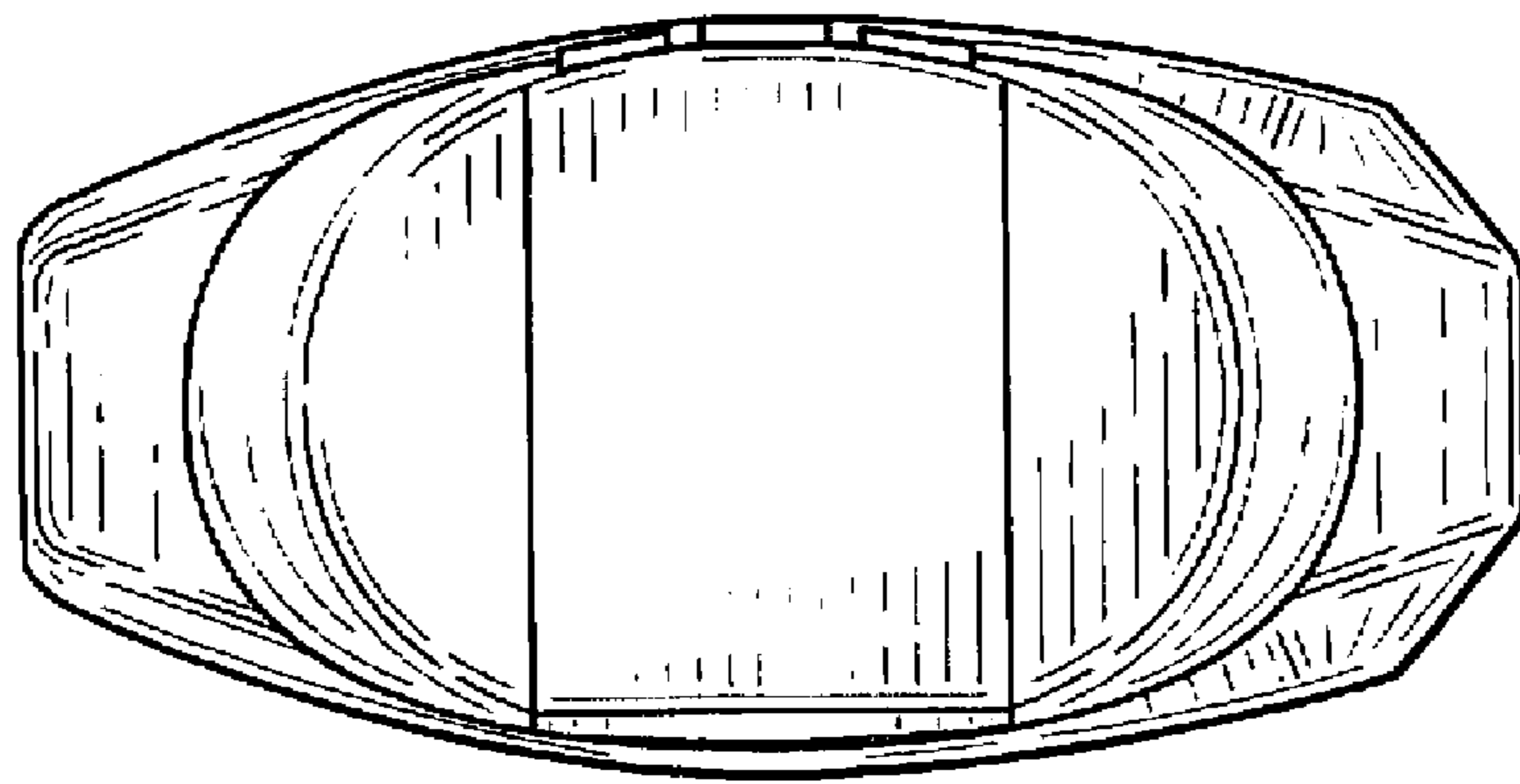


FIG. 6

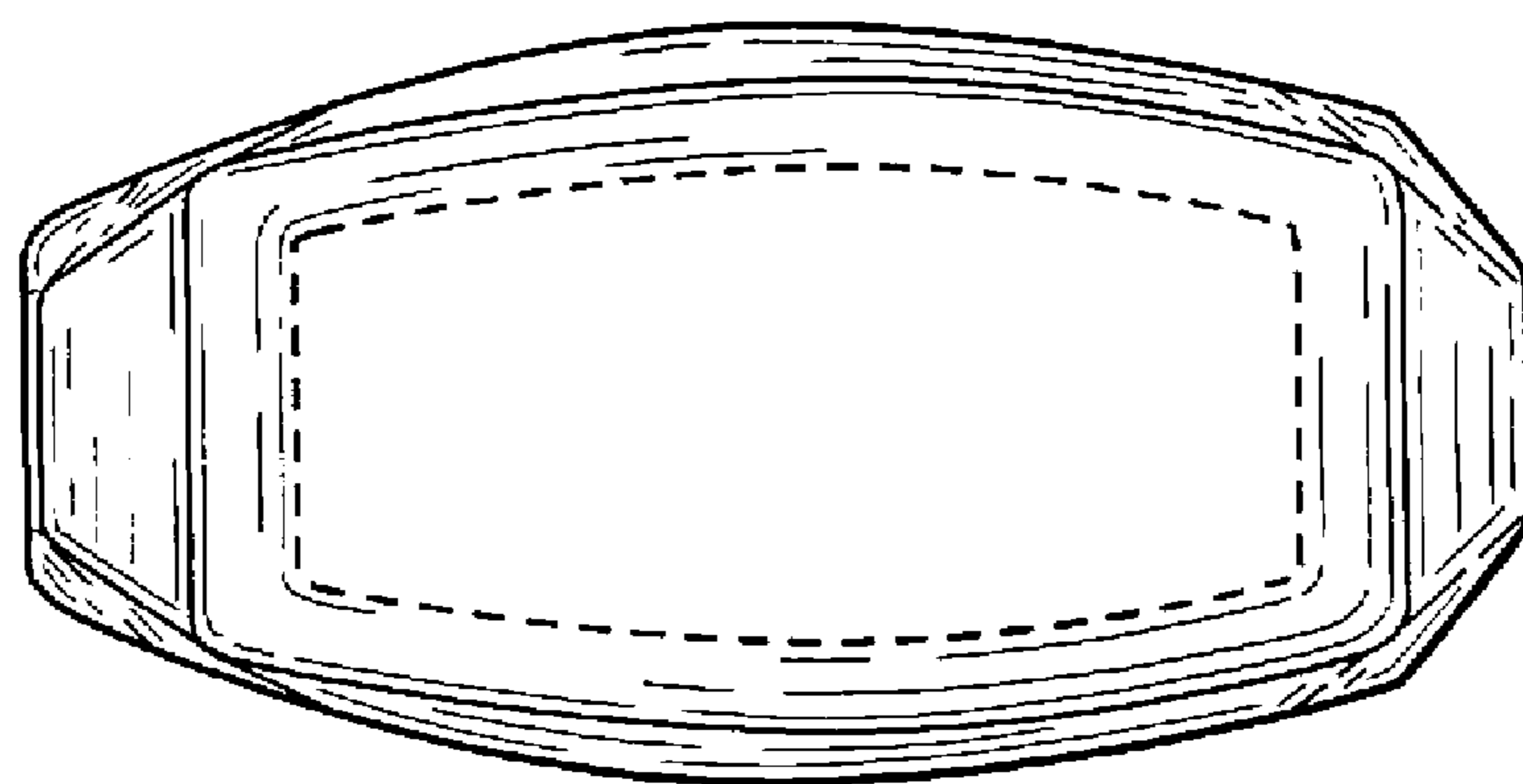


FIG. 7