



US00D553492S

(12) **United States Design Patent** (10) **Patent No.:** **US D553,492 S**  
**Rokov** (45) **Date of Patent:** **\*\* Oct. 23, 2007**

(54) **SANDWICH PACKAGE**

(76) Inventor: **David Rokov**, 130 Mytchett Rd.,  
Mytchett, Camberley, Surrey (GB)  
GU16 6ET

(\*\*) Term: **14 Years**

(21) Appl. No.: **29/258,831**

(22) Filed: **Apr. 27, 2006**

(51) **LOC (8) Cl.** ..... **09-03**

(52) **U.S. Cl.** ..... **D9/431; D9/415**

(58) **Field of Classification Search** ..... D9/430-433,  
D9/414-418, 761; 229/105-106, 108, 108.1,  
229/100, 112-113, 115-116, 162.1, 922,  
229/938; 206/551, 746, 457, 784, 822  
See application file for complete search history.

(56) **References Cited**

**U.S. PATENT DOCUMENTS**

1,669,139 A \* 5/1928 Martin ..... 229/125.37  
2,419,510 A \* 4/1947 Van Rosen ..... 229/115  
D271,943 S \* 12/1983 Beise et al. .... D9/415  
D470,049 S \* 2/2003 Gray, III ..... D9/430  
7,143,930 B2 \* 12/2006 Money et al. .... 229/115

\* cited by examiner

*Primary Examiner*—Robert A. Delehanty

(74) *Attorney, Agent, or Firm*—Jeffer Mangels Butler &  
Marmaro, LLP

(57) **CLAIM**

The ornamental design for a sandwich package, as shown.

**DESCRIPTION**

FIG. 1 is a perspective view of a sandwich package in folded state showing my new design;

FIG. 2 is a perspective view of the sandwich package shown in FIG. 1 being unfolded;


FIG. 3 is a perspective view of the sandwich package shown in FIG. 2 being assembled;

FIG. 4 is a perspective view of the sandwich package shown in FIG. 3 being further assembled;

FIG. 5 is a perspective view of the sandwich package shown in FIG. 4 being further assembled; and,

FIG. 6 is a perspective view of the sandwich package shown in FIG. 5 fully assembled.

**1 Claim, 6 Drawing Sheets**






Figure 1




Figure 2




Figure 3




Figure 4

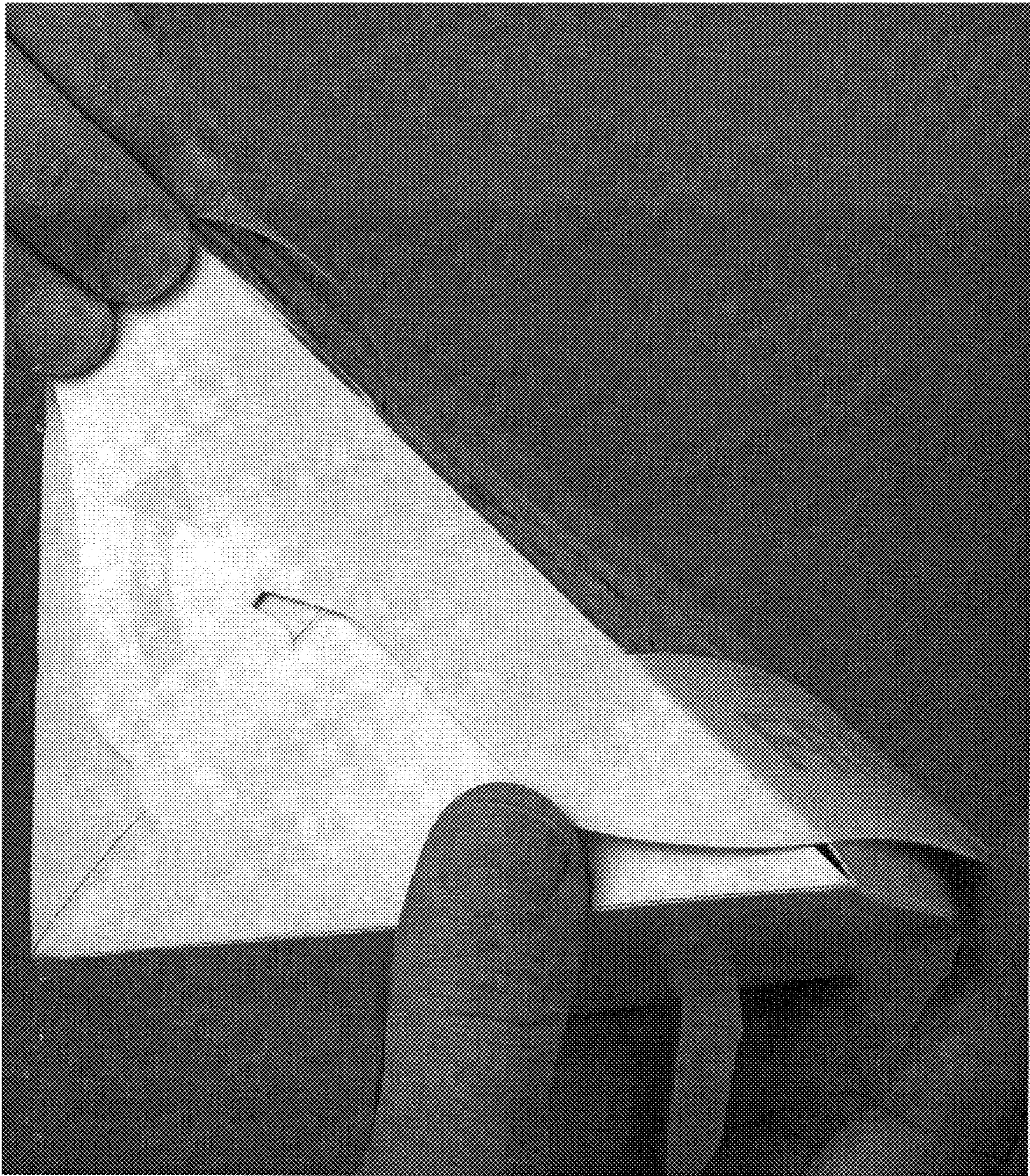


Figure 5




Figure 6