



US00D553482S

(12) **United States Design Patent**
Magalhaes et al.

(10) **Patent No.:** **US D553,482 S**

(45) **Date of Patent:** **** Oct. 23, 2007**

(54) **RESCUE HOOK**

(75) Inventors: **Paulo Cesar Franco Magalhaes**,
Portland, OR (US); **Gregory Brooks**
Harrison, Portland, OR (US); **Joseph**
Daniel Verbanac, Portland, OR (US);
Steven James Ingram, Portland, OR
(US); **Duane Paul Burgess**, Portland,
OR (US)

(73) Assignee: **Mentor Group, LLC**, Oregon City, OR
(US)

(**) Term: **14 Years**

(21) Appl. No.: **29/268,934**

(22) Filed: **Nov. 16, 2006**

(51) **LOC (8) Cl.** **08-05**

(52) **U.S. Cl.** **D8/371**

(58) **Field of Classification Search** D8/367,
D8/370, 371, 372; 56/367; 211/30, 31, 34,
211/35, 86, 87, 113; 248/227.4, 303, 339;
D6/320, 323, 566, 567, 569; D29/124
See application file for complete search history.

(56) **References Cited**

U.S. PATENT DOCUMENTS

1,172,937	A	*	2/1916	Butcher	211/113
D175,302	S	*	8/1955	Gale	D8/367
D192,185	S	*	2/1962	de Sakhnoffsky	D8/372
D206,856	S	*	2/1967	Poole	D8/367
D216,359	S	*	12/1969	Feuerer	D8/367
3,488,025	A	*	1/1970	Rowland	248/339
D234,946	S	*	4/1975	Fredriknon	D8/367
D271,466	S	*	11/1983	Boissonnet	D8/367
D303,212	S	*	9/1989	Crowle	D8/372

D412,100	S	*	7/1999	Kruse et al.	D8/367
D419,856	S	*	2/2000	Richter	D8/367
D423,914	S	*	5/2000	Klein et al.	D8/367
D426,764	S	*	6/2000	Szabo	D8/367
D427,506	S	*	7/2000	Smith	D8/367
D485,831	S	*	1/2004	Clark et al.	D8/367
D492,891	S	*	7/2004	Nilsson	D8/371

OTHER PUBLICATIONS

Photograph of 5 hooks, all circa prior to 2003.

* cited by examiner

Primary Examiner—T. Chase Nelson

Assistant Examiner—Barbara B Lohr

(74) *Attorney, Agent, or Firm*—Hancock Hughey LLP

(57) **CLAIM**

We claim the ornamental design for a rescue hook, as shown and described.

DESCRIPTION

FIG. 1 is a top, perspective view of the front side of a rescue hook illustrating our new design;

FIG. 2 is a plan view of the back side thereof;

FIG. 3 is a top elevational view thereof;

FIG. 4 is a left side elevational view thereof;

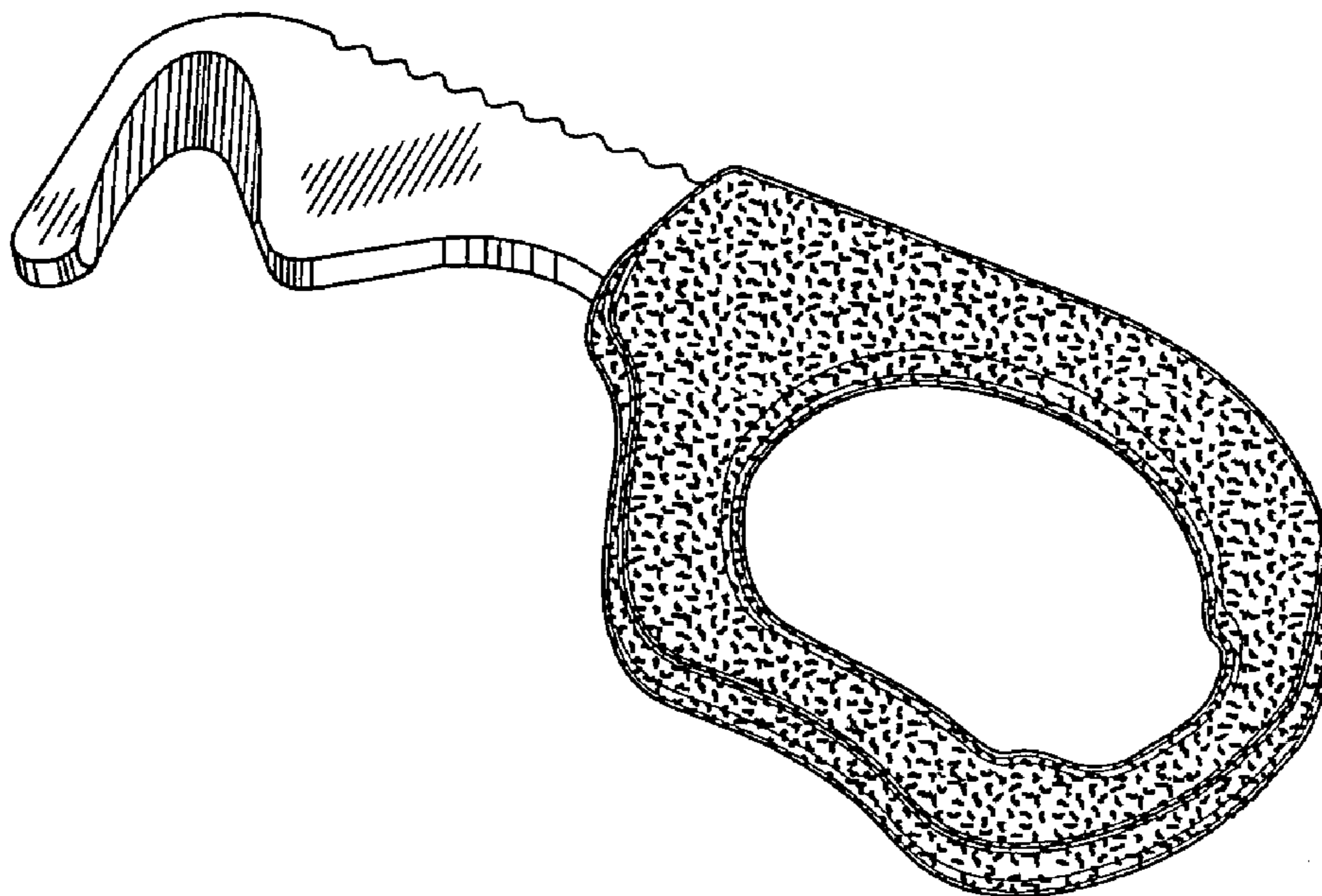
FIG. 5 is a plan view of the front side thereof;

FIG. 6 is a right side elevational view thereof; and,

FIG. 7 is a bottom elevational view thereof.

The stippling shown in the drawings depicts surface texture only and does not depict color, contour, shading or any other characteristic of the claimed design.

1 Claim, 2 Drawing Sheets



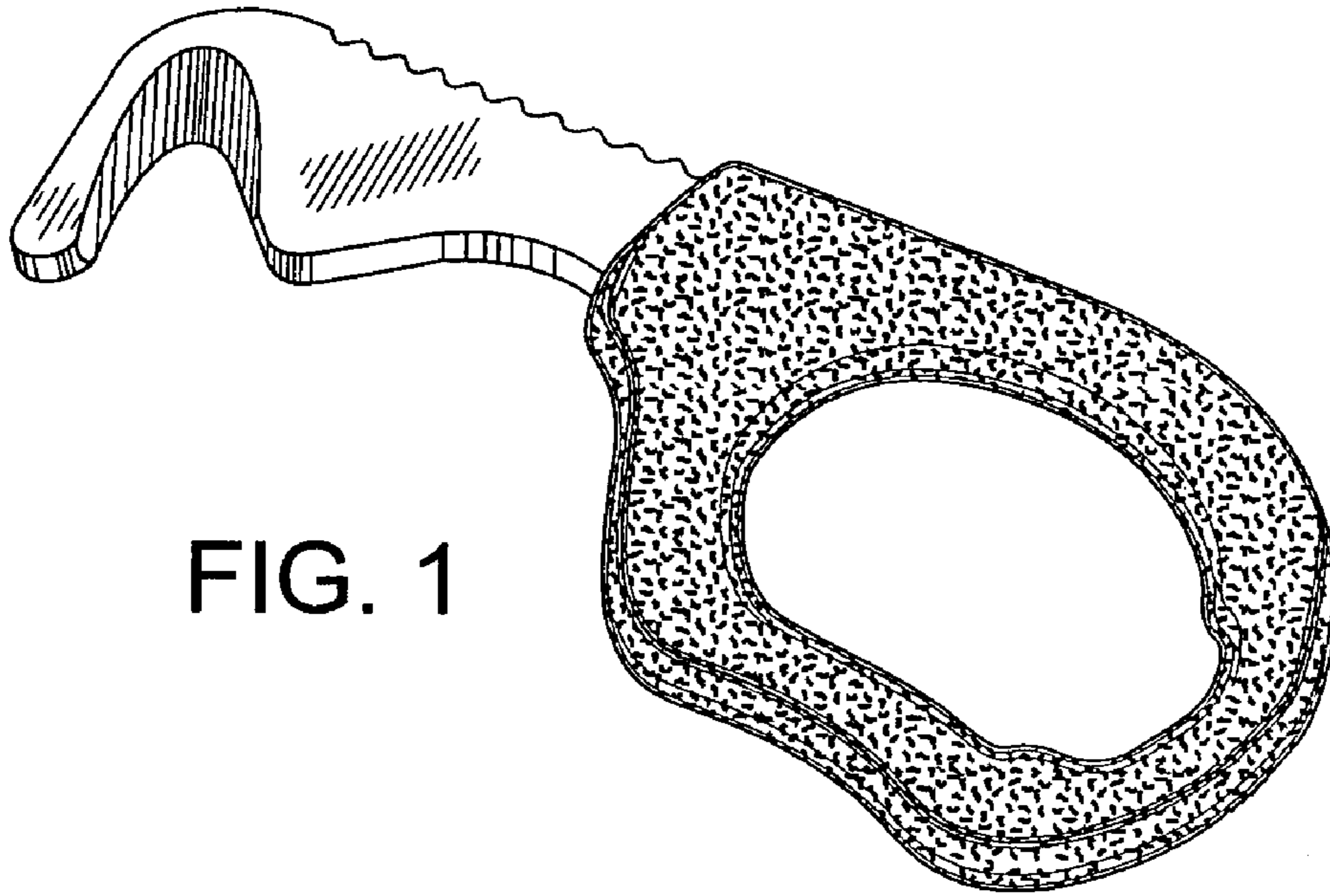


FIG. 1

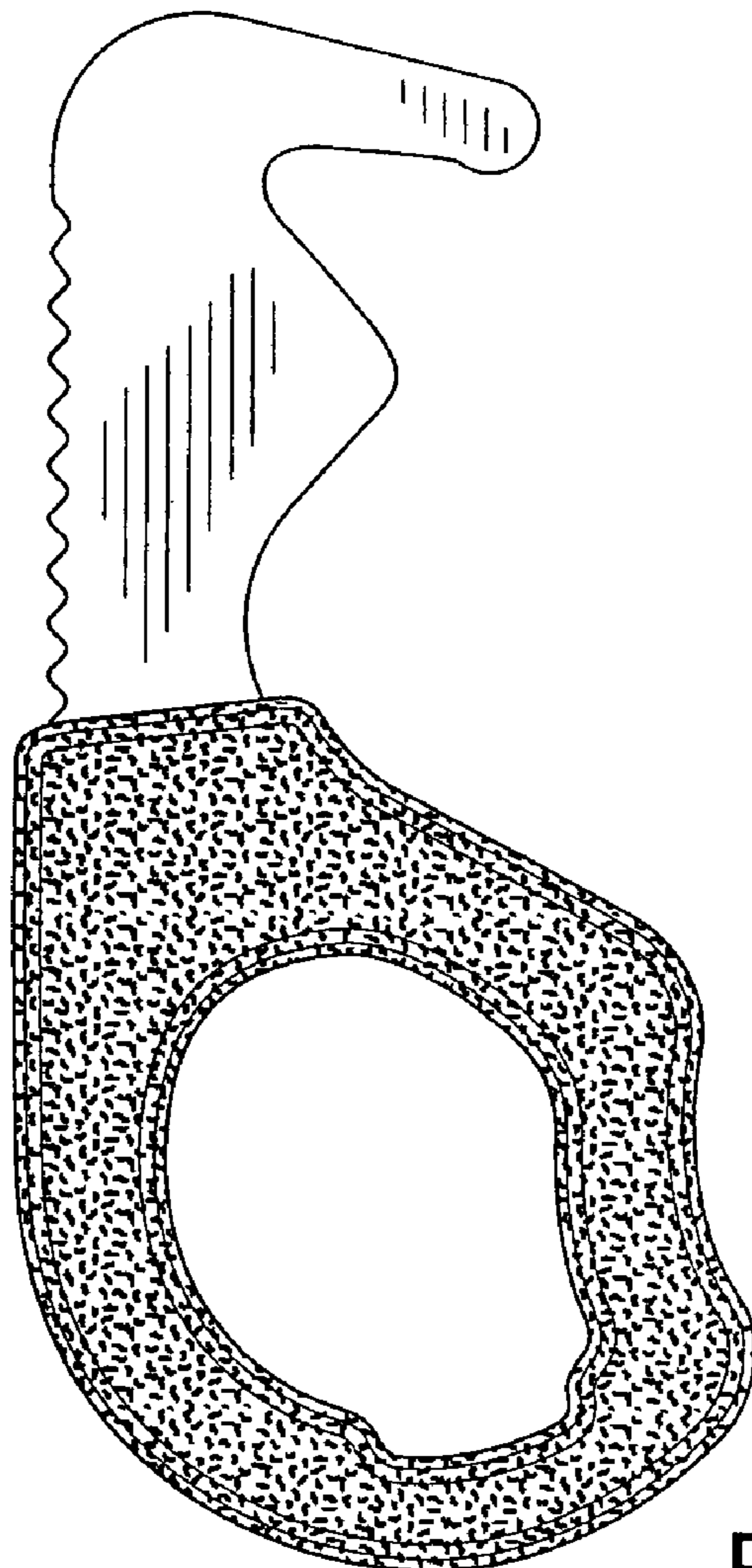


FIG. 2




FIG. 3



FIG. 4

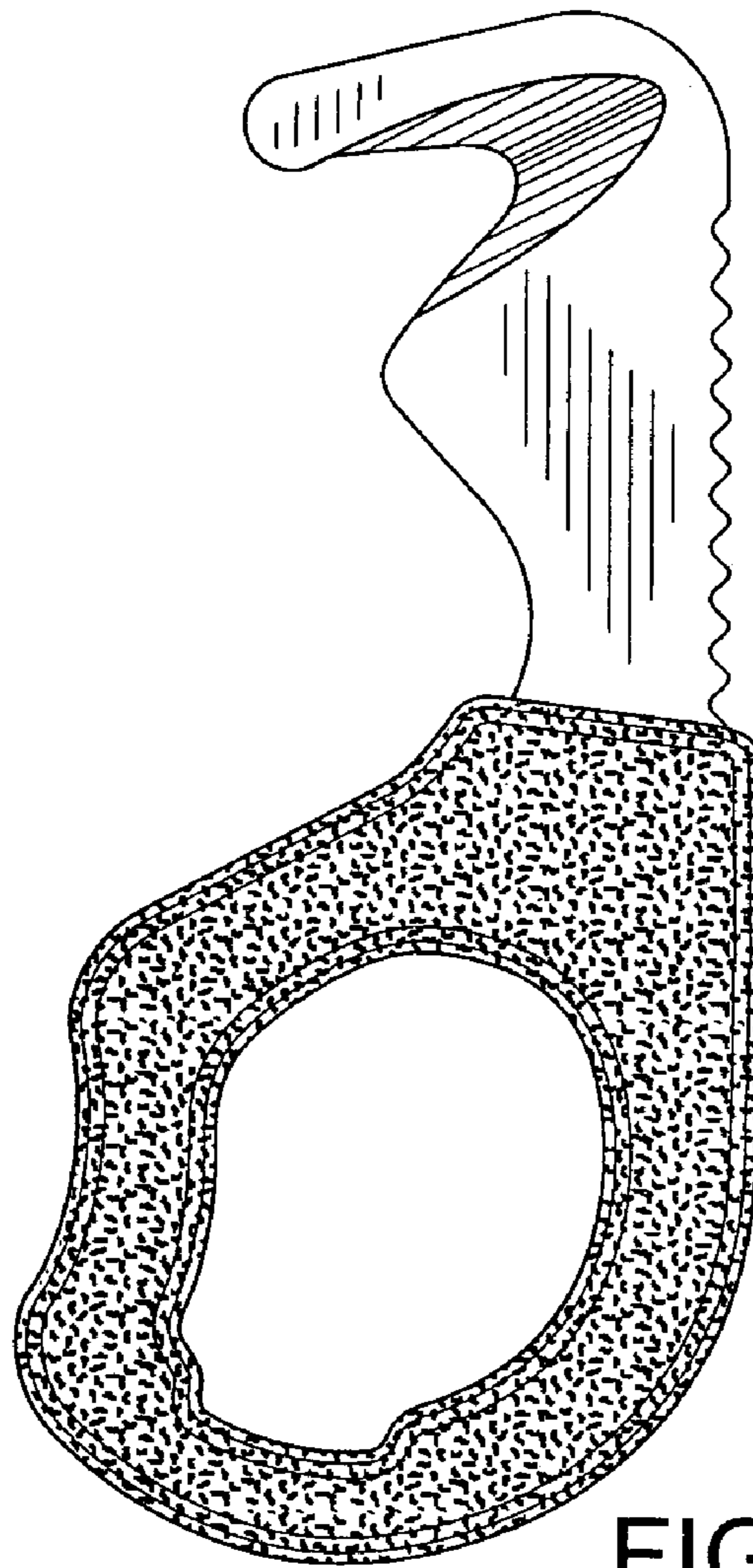


FIG. 5



FIG. 6



FIG. 7