



US00D553460S

(12) **United States Design Patent**
Shor

(10) **Patent No.:** **US D553,460 S**

(45) **Date of Patent:** **** Oct. 23, 2007**

(54) **STAPLE GUN TACKER HOUSING**

(75) Inventor: **Ilya Shor**, Brooklyn, NY (US)

(73) Assignee: **Arrow Fastener Co., Inc.**, Saddle Brook, NJ (US)

(**) Term: **14 Years**

(21) Appl. No.: **29/272,385**

(22) Filed: **Feb. 7, 2007**

(51) **LOC (8) Cl.** **08-01**

(52) **U.S. Cl.** **D8/49**

(58) **Field of Classification Search** 227/120,
227/127, 128, 131, 132, 134, 156; D8/49,
D8/50, 61; D19/72

See application file for complete search history.

(56) **References Cited**

U.S. PATENT DOCUMENTS

4,184,620	A *	1/1980	Ewig	227/8
4,450,998	A *	5/1984	Ruskin	227/8
4,706,869	A *	11/1987	Knispel et al.	227/156
5,699,949	A *	12/1997	Marks	227/132
D411,422	S *	6/1999	Juhlin et al.	D8/49
D415,668	S *	10/1999	Elie	D8/49
D419,411	S *	1/2000	Elie	D8/49
D454,289	S *	3/2002	Huang	D8/49

6,789,719	B2 *	9/2004	Shor	227/132
D517,385	S *	3/2006	Arns	D8/49
D518,695	S *	4/2006	Hu	D8/49
D531,469	S *	11/2006	Osberg et al.	D8/49

* cited by examiner

Primary Examiner—Cathron C. Brooks

Assistant Examiner—Austin Murphy

(74) *Attorney, Agent, or Firm*—Leon E. Redman; Lloyd D. Doigan

(57) **CLAIM**

The ornamental design for a staple gun tacker housing, as shown and described.

DESCRIPTION

FIG. 1 is a rear perspective view of a staple gun tacker housing showing my new design;

FIG. 2 is a is a front elevational view thereof;

FIG. 3 is a rear elevational view thereof;

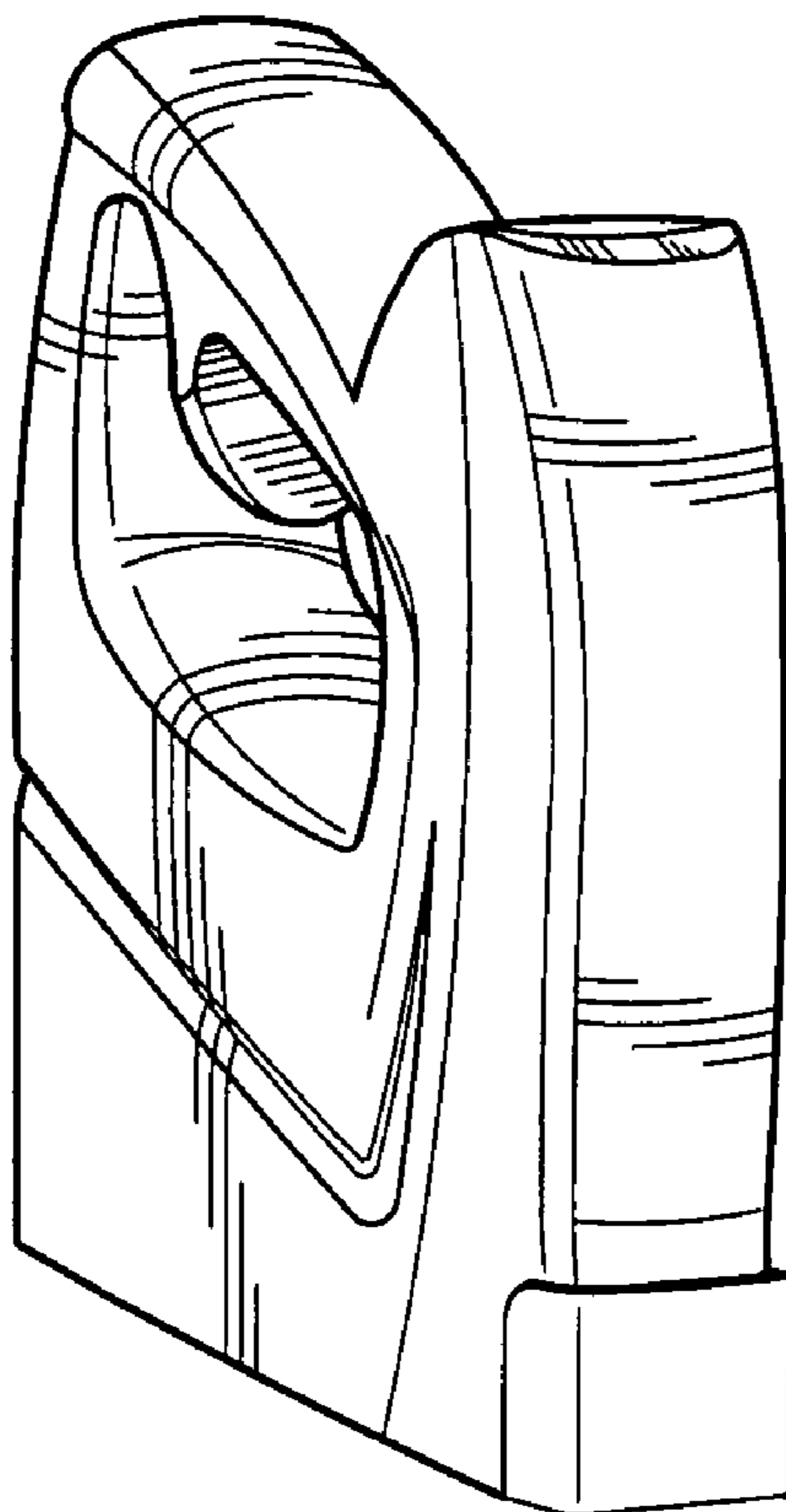
FIG. 4 is a left side elevational view thereof;

FIG. 5 is a right side elevational view thereof;

FIG. 6 is a top plan view thereof; and,

FIG. 7 is a bottom plan view thereof.

1 Claim, 3 Drawing Sheets



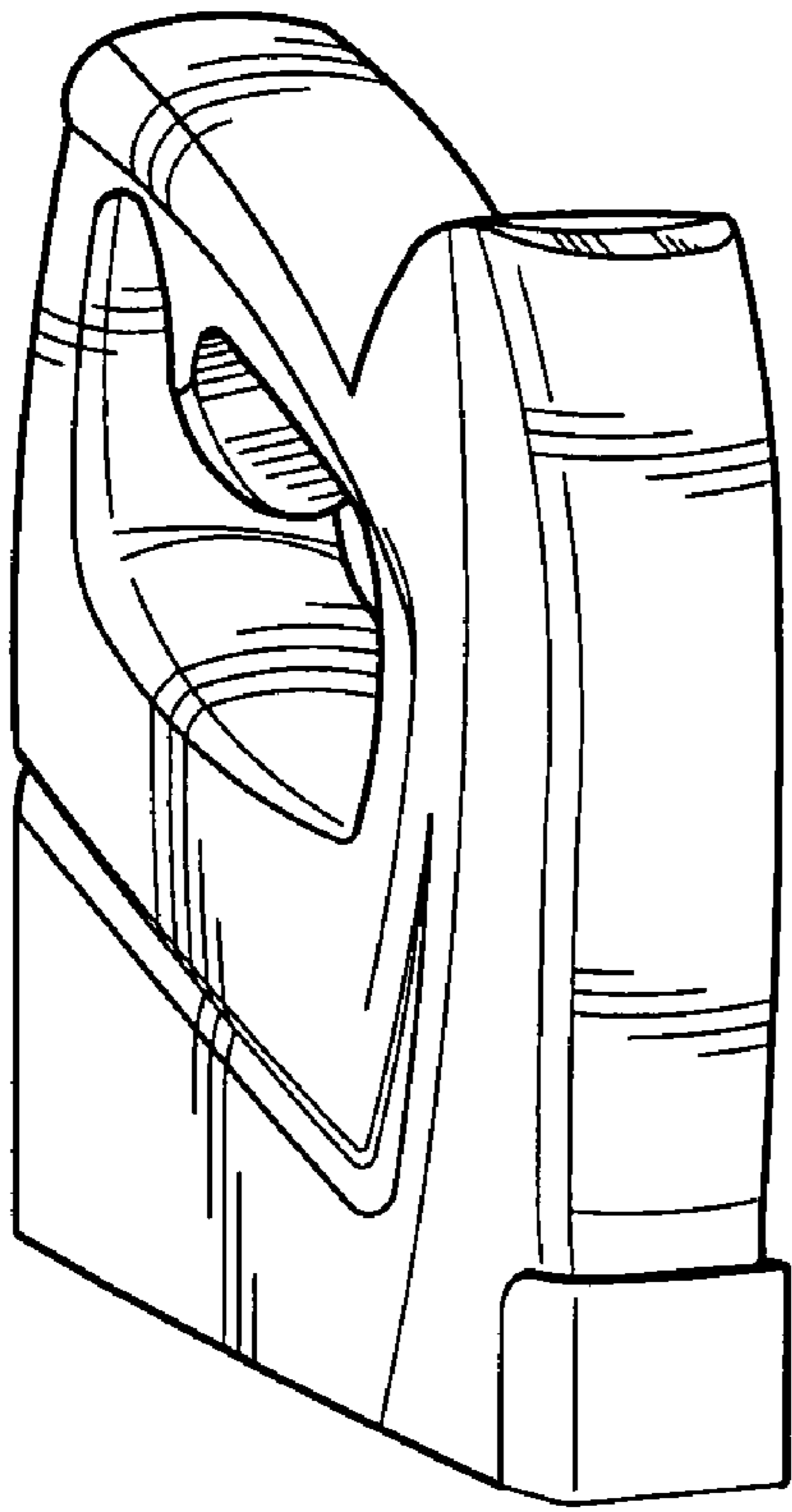


Fig-1




Fig-3




Fig-2

Fig-4

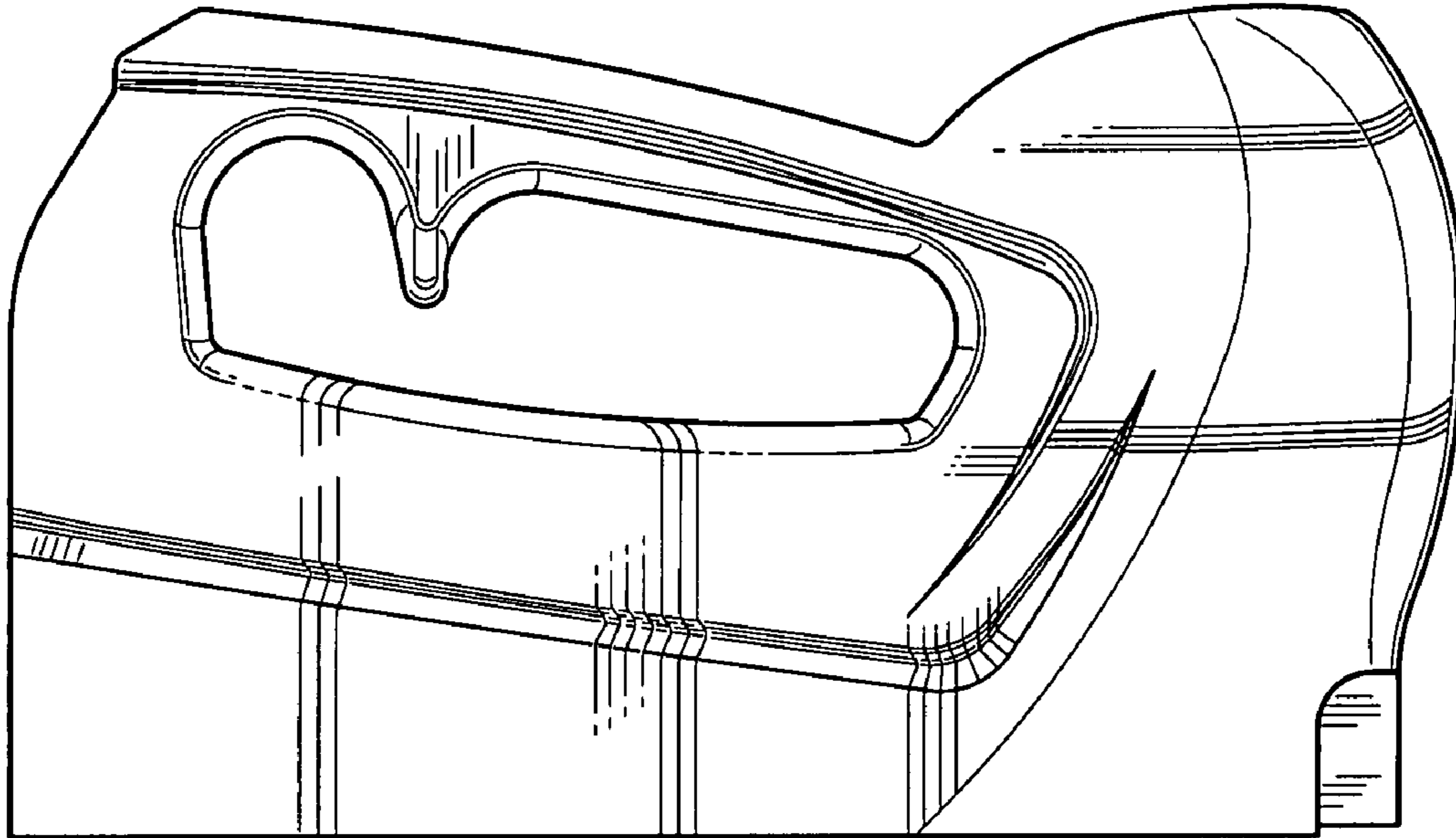


Fig-5

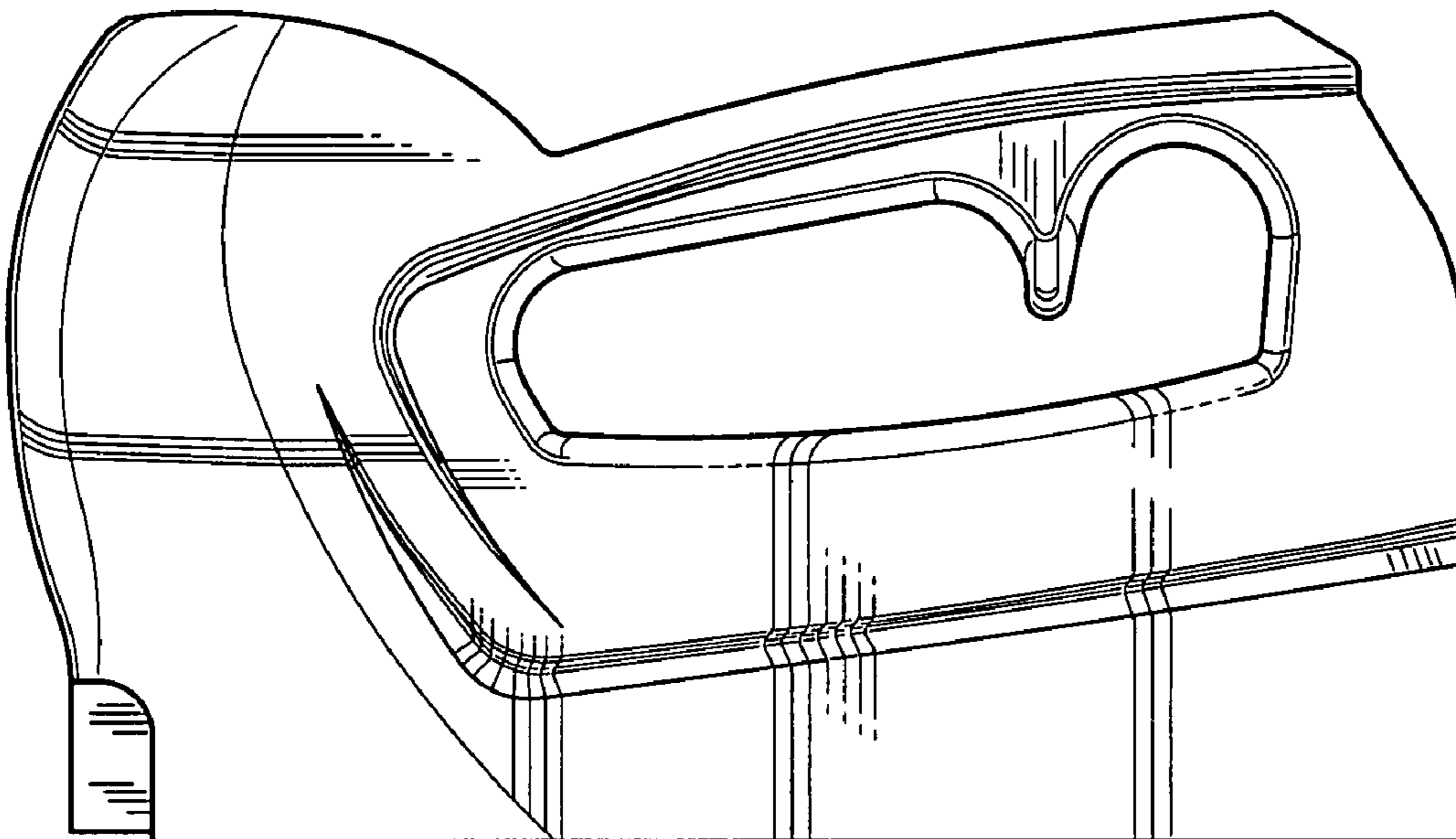


Fig-6





Fig-7