



US00D553456S

(12) **United States Design Patent**  
**Hu**

(10) **Patent No.:** **US D553,456 S**

(45) **Date of Patent:** **\*\* Oct. 23, 2007**

(54) **WRENCH**

(76) **Inventor:** **Bobby Hu**, 8F, No. 536-1, Ta Chin Street, Taichung (TW)

(\*\*) **Term:** **14 Years**

(21) **Appl. No.:** **29/246,725**

(22) **Filed:** **May 5, 2006**

(51) **LOC (8) Cl.** ..... **08-05**

(52) **U.S. Cl.** ..... **D8/25**

(58) **Field of Classification Search** ..... D8/21-30;  
81/60, 177.1, 177.85, 121.1, 124.3, 165-170,  
81/110.1, 176.2, 124.6, 176.1, 176.15, 177.2;  
16/110.1; D15/144.1; 219/75, 227, 229,  
219/121.16, 121.18

See application file for complete search history.

(56) **References Cited**

**U.S. PATENT DOCUMENTS**

|           |      |        |              |         |
|-----------|------|--------|--------------|---------|
| 3,691,876 | A *  | 9/1972 | Cassidy, Jr. | 81/58.1 |
| 4,261,233 | A *  | 4/1981 | Konecny      | 81/62   |
| 6,070,502 | A *  | 6/2000 | Chang        | 81/63   |
| 6,257,096 | B1 * | 7/2001 | Ling         | 81/60   |
| D492,556  | S *  | 7/2004 | Barry et al. | D8/25   |
| 6,845,691 | B2 * | 1/2005 | Hsien        | 81/60   |

|              |      |        |         |          |
|--------------|------|--------|---------|----------|
| 6,865,971    | B2 * | 3/2005 | Ernesti | 81/124.3 |
| 2004/0093995 | A1 * | 5/2004 | Hu      | 81/63.2  |
| 2004/0149087 | A1 * | 8/2004 | Hsien   | 81/60    |

\* cited by examiner

*Primary Examiner*—Raphael Barkai

*Assistant Examiner*—Randall H Gholson

(74) *Attorney, Agent, or Firm*—Alan Kamrath; Kamrath & Associates PA

(57) **CLAIM**

The ornamental design for a wrench, as shown and described.

**DESCRIPTION**

FIG. 1 is a perspective view of a wrench showing my new design;

FIG. 2 is a front view thereof;

FIG. 3 is a rear view thereof;

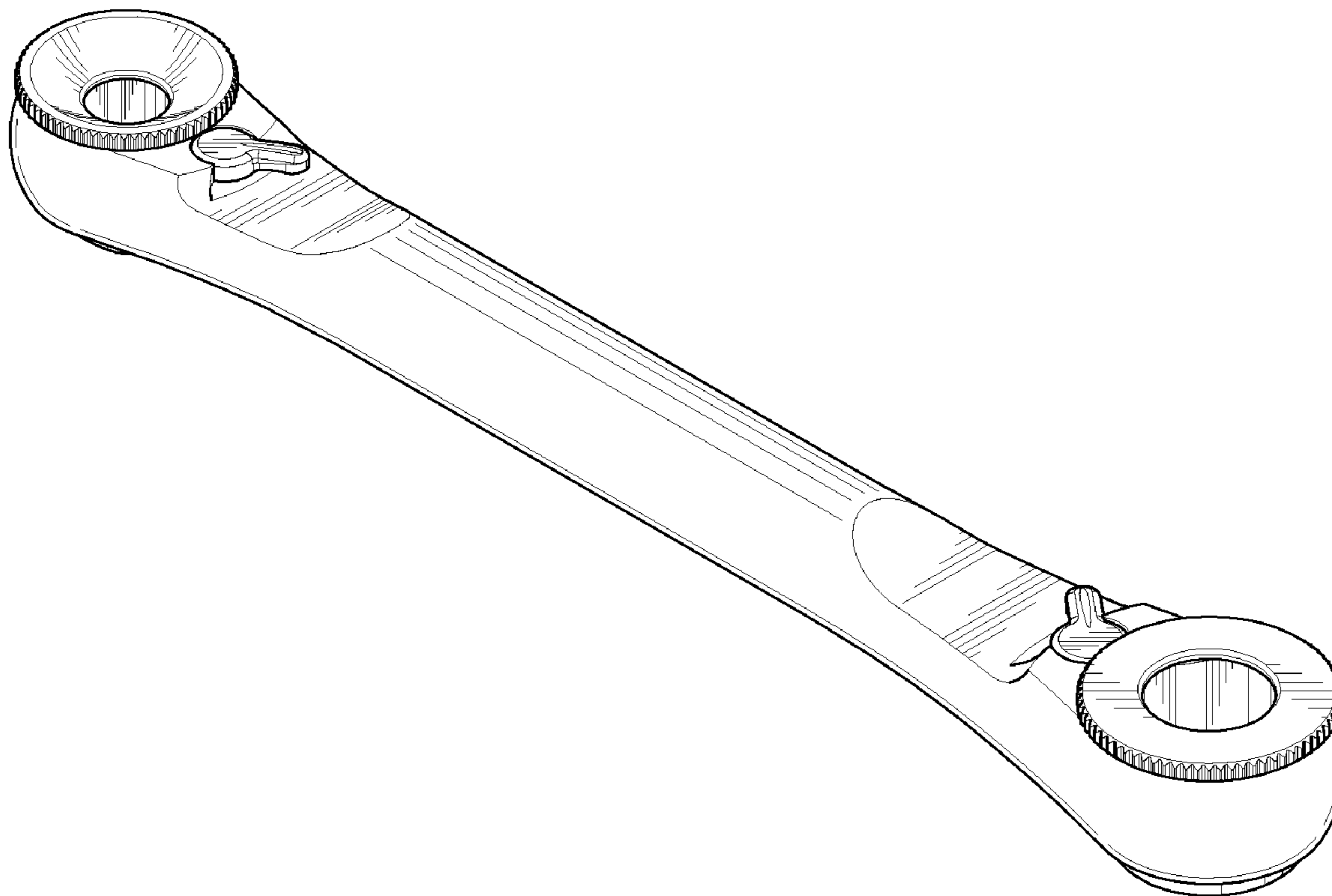
FIG. 4 is a left view thereof;

FIG. 5 is a right view thereof;

FIG. 6 is a top view thereof; and,

FIG. 7 is a bottom view thereof.

**1 Claim, 3 Drawing Sheets**



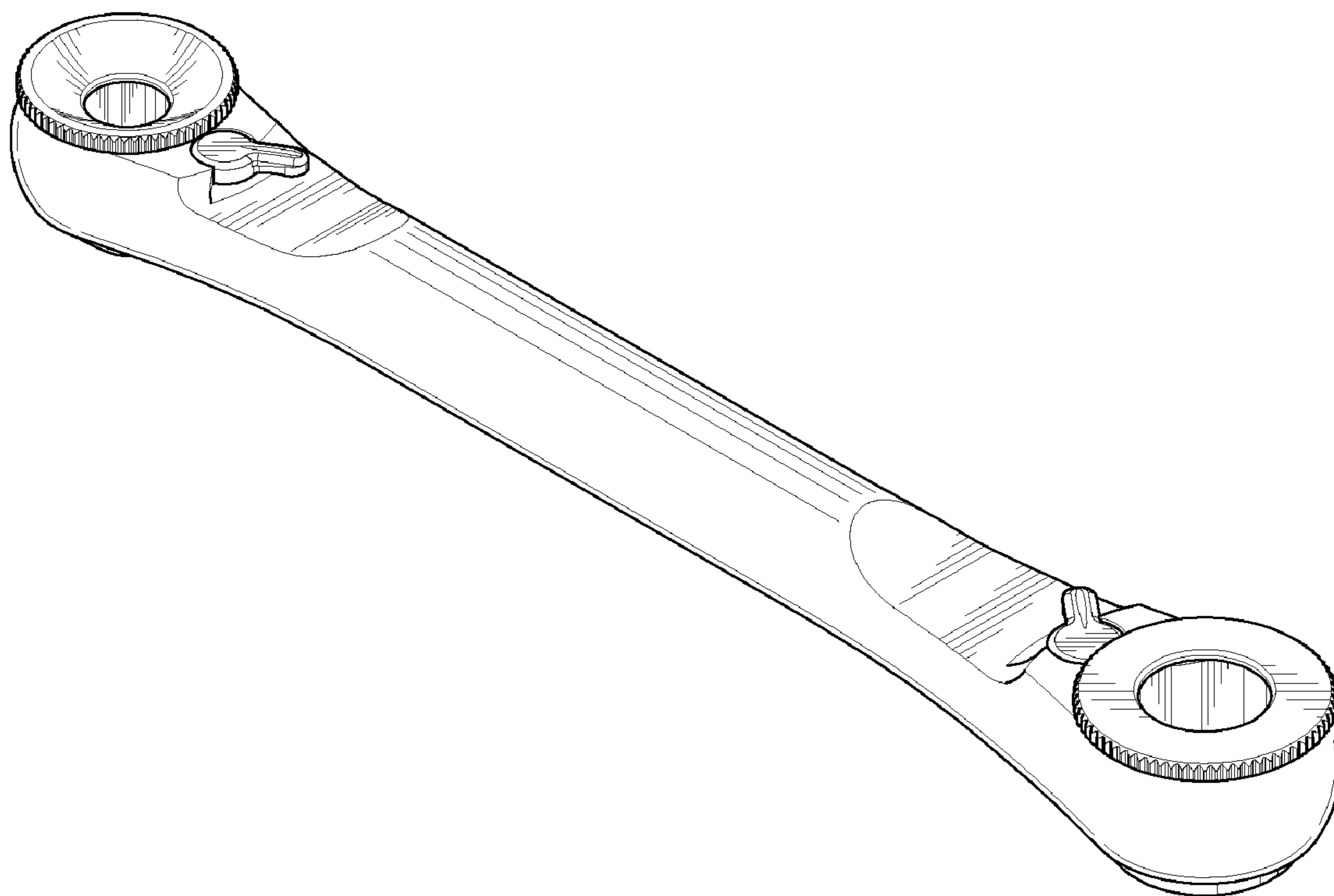


Fig. 1




Fig. 2

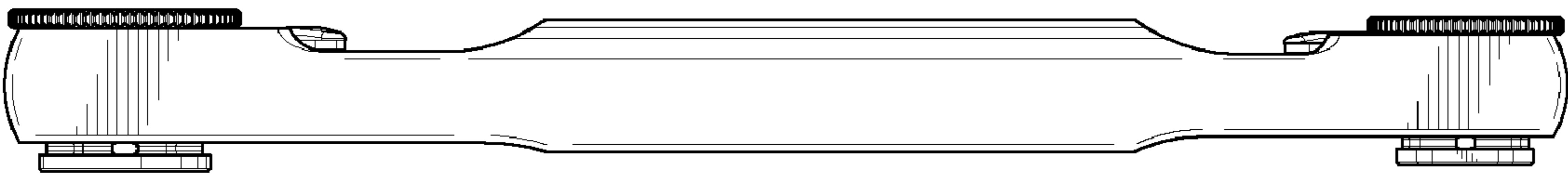


Fig. 3

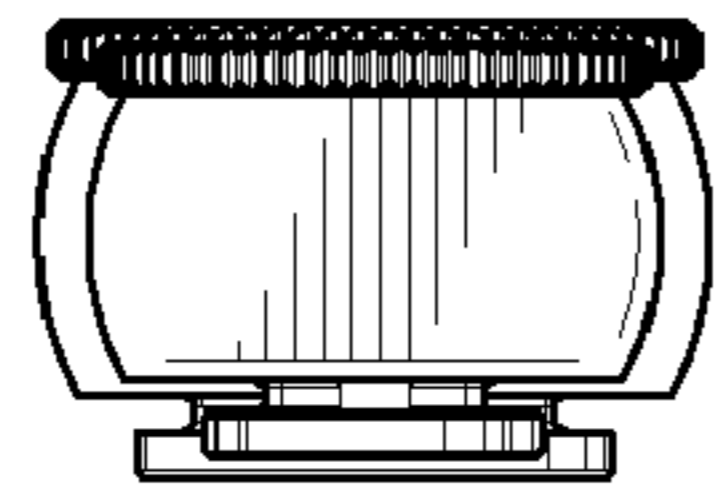


Fig. 4

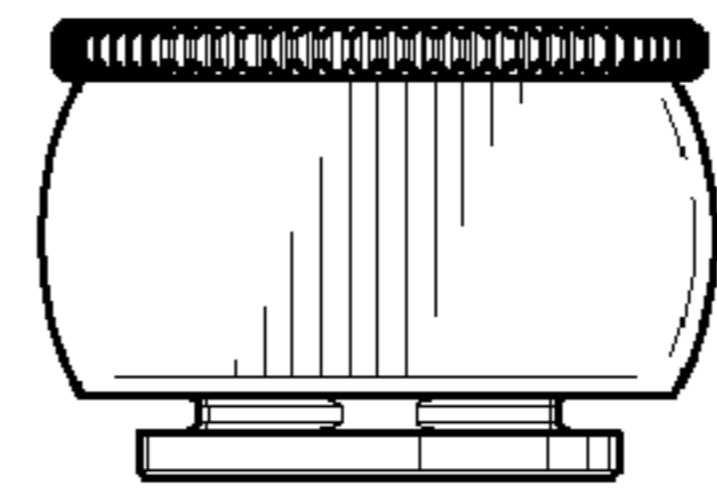


Fig. 5

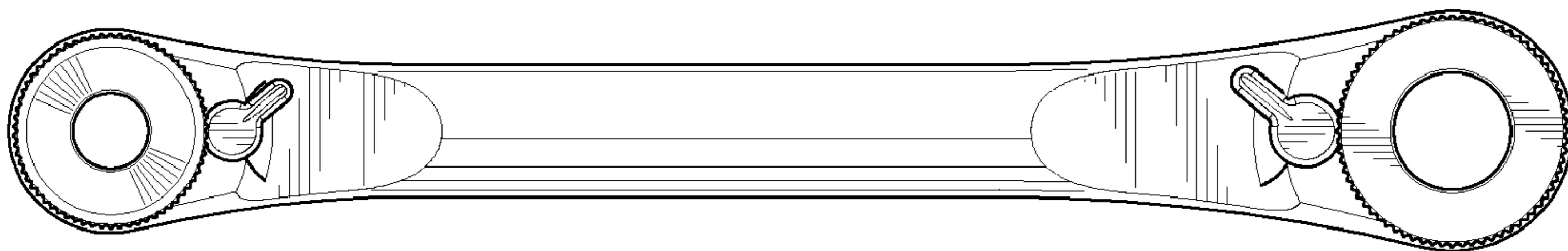


Fig. 6

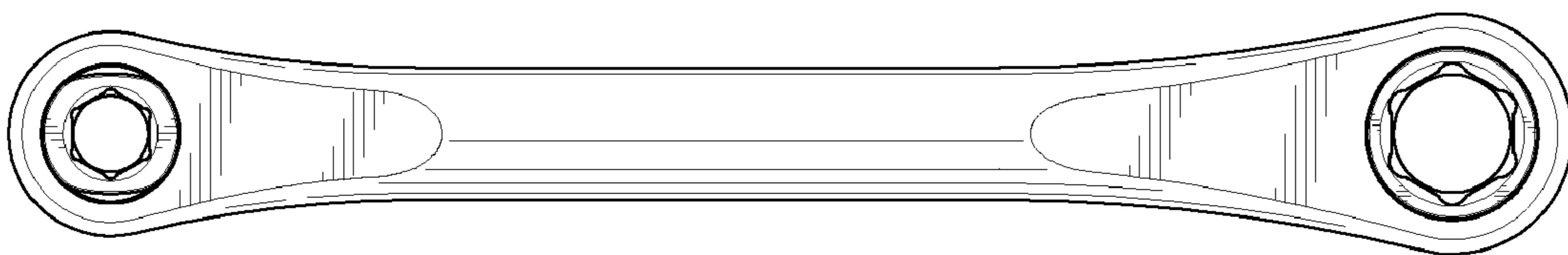


Fig. 7