



US00D553452S

(12) **United States Design Patent**
Shamoon

(10) **Patent No.:** **US D553,452 S**

(45) **Date of Patent:** **** Oct. 23, 2007**

(54) **CUTTING BOARD SCOOP**

(76) Inventor: **Ellis N. Shamoon**, 2833 Park Bridge Ct., Dallas, TX (US) 77219

(**) Term: **14 Years**

(21) Appl. No.: **29/278,433**

(22) Filed: **Mar. 29, 2007**

(51) **LOC (8) Cl.** **07-04**

(52) **U.S. Cl.** **D7/698**

(58) **Field of Classification Search** D7/388,
D7/391, 586, 637-638, 696-699; D32/56-58;
99/446, 449; 269/13-15, 289 R, 291, 297,
269/298, 302.1, 289 MR, 315

See application file for complete search history.

(56) **References Cited**

U.S. PATENT DOCUMENTS

D292,366 S *	10/1987	Kuether et al.	D7/391
D339,722 S *	9/1993	Ancona et al.	D7/698
6,536,753 B1 *	3/2003	Keener	269/13
D498,991 S *	11/2004	Goggin	D7/698
D500,645 S *	1/2005	Goggin	D7/698

D500,940 S *	1/2005	Goggin	D7/698
7,077,392 B2 *	7/2006	Siegel et al.	269/302.1

* cited by examiner

Primary Examiner—Mimosa De
Assistant Examiner—Ricky Pham
(74) *Attorney, Agent, or Firm*—Daniel V. Thompson

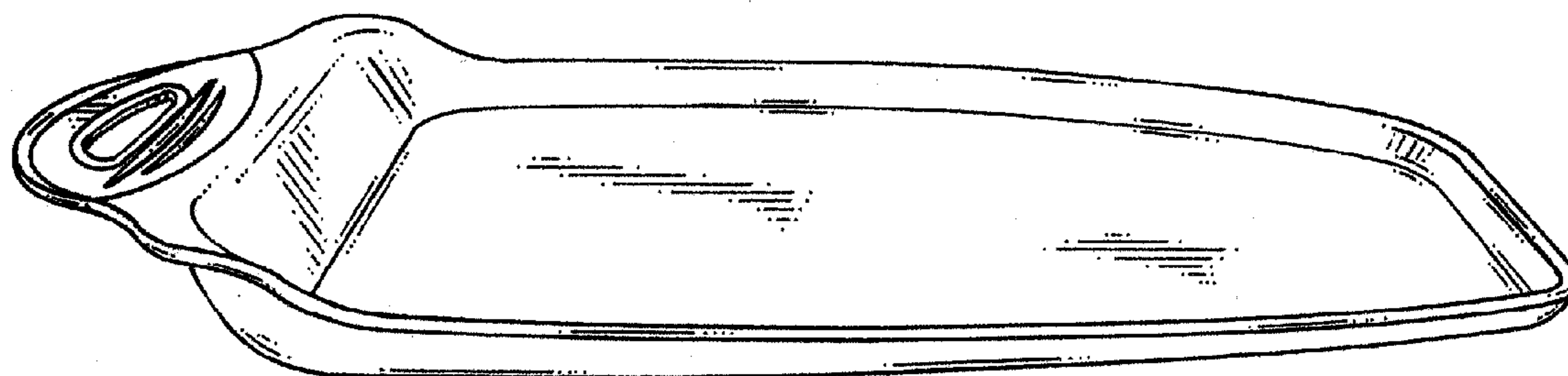
(57) **CLAIM**

The ornamental design for a “cutting board scoop,” as shown and described.

DESCRIPTION

FIG. 1 is a perspective view of the cutting board scoop showing my new design;
FIG. 2 is a front elevational view thereof;
FIG. 3 is a rear elevational view thereof;
FIG. 4 is a right side elevational view thereof;
FIG. 5 is a left side elevational view thereof;
FIG. 6 is a top plan view thereof; and,
FIG. 7 is a bottom plan view thereof.

1 Claim, 4 Drawing Sheets






FIG. 1



FIG. 2



FIG. 3



FIG. 4



FIG. 5

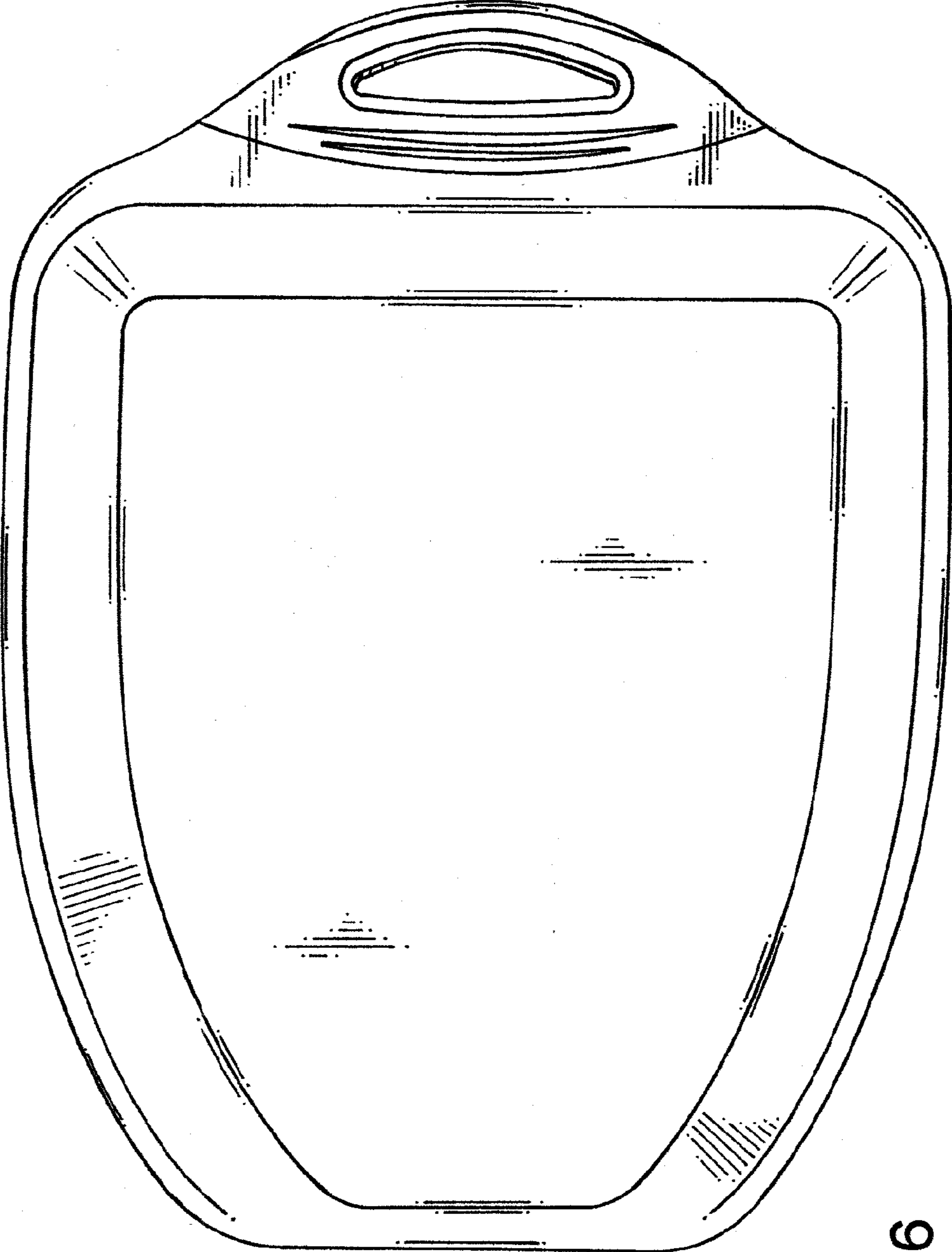


FIG. 6

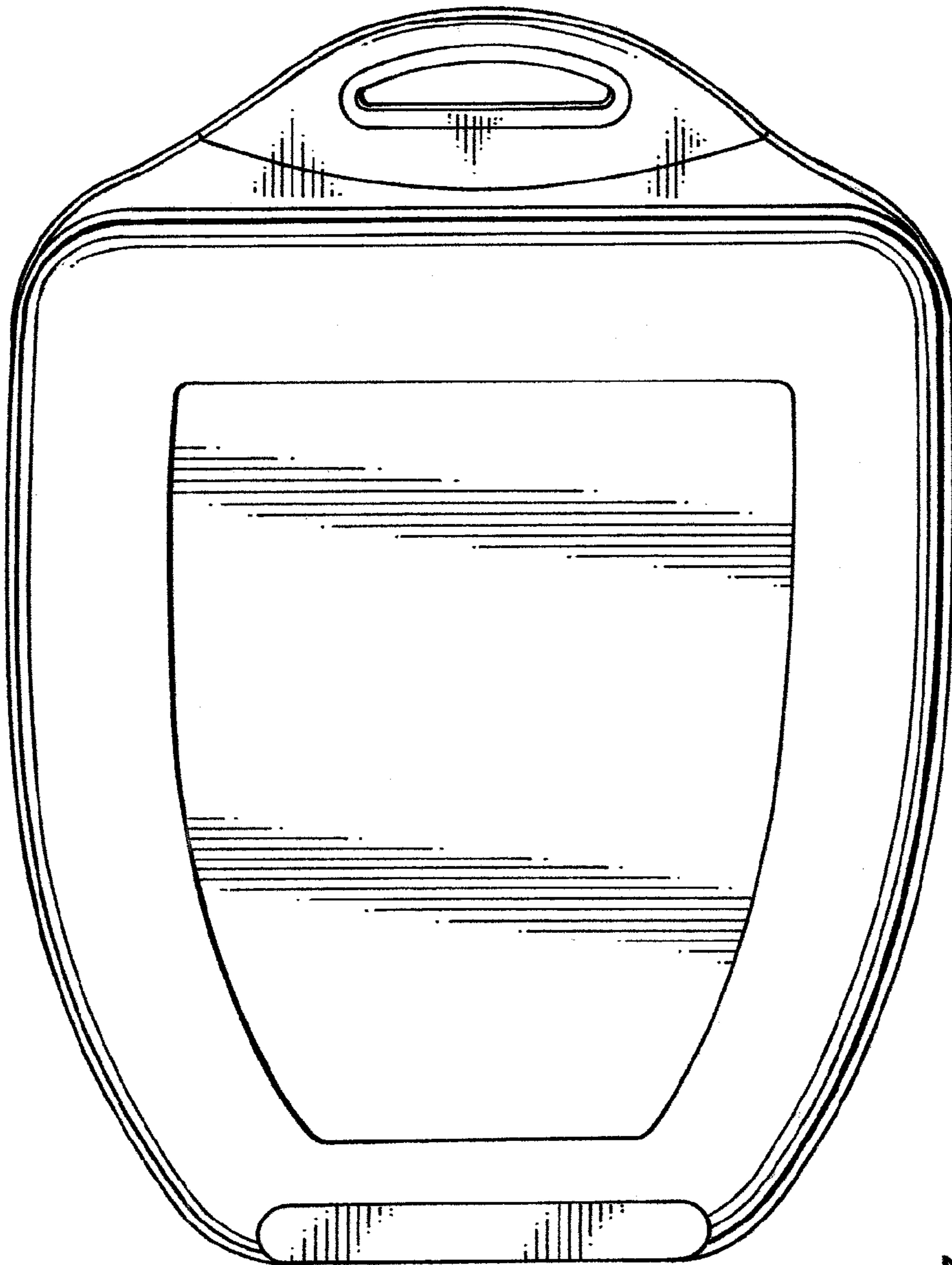


FIG. 7