



US00D553447S

(12) **United States Design Patent**
Ploog et al.

(10) **Patent No.:** **US D553,447 S**

(45) **Date of Patent:** **** Oct. 23, 2007**

(54) **BEVERAGE CAN COOLER**

D454,759 S * 3/2002 Talluto D7/604
D504,051 S * 4/2005 Hanson D7/625

(76) Inventors: **Ronald G. Ploog**, 14777 County Road
30, Elk River, MN (US) 55330; **Joelle
M. Ploog**, 14777 County Road 30, Elk
River, MN (US) 55330

* cited by examiner

Primary Examiner—Terry A. Wallace
(74) *Attorney, Agent, or Firm*—Westman, Champlin &
Kelly, P.A.; Z. Peter Sawicki

(**) Term: **14 Years**

(21) Appl. No.: **29/269,200**

(57) **CLAIM**

(22) Filed: **Nov. 22, 2006**

The ornamental design for a beverage can cooler, as shown
and described.

(51) **LOC (8) Cl.** **07-01**

(52) **U.S. Cl.** **D7/625**

(58) **Field of Classification Search** D7/619.1–625,
D7/603–608; 220/739–742, 902, 903; 215/395,
215/396; 62/457.1–457.7; 294/33; 248/311.2;
211/70.01, 74

See application file for complete search history.

DESCRIPTION

FIG. 1 is a perspective view of the present invention;
FIG. 2 is a right side view thereof;
FIG. 3 is a left side view thereof;
FIG. 4 is a front plan view thereof;
FIG. 5 is a back plan view thereof;
FIG. 6 is a top view thereof; and,
FIG. 7 is a bottom view thereof.


The broken lines are for illustrative purposes only and form
no part of the claimed design.

(56) **References Cited**

U.S. PATENT DOCUMENTS

4,344,303 A * 8/1982 Kelly, Jr. 220/902
D282,234 S * 1/1986 Henderson D7/608
4,654,274 A * 3/1987 DeMars 215/395
4,791,030 A * 12/1988 DeMars 220/738
5,597,190 A * 1/1997 DeMars 294/33

1 Claim, 7 Drawing Sheets






Fig. 1




Fig. 2




Fig. 3




Fig. 4




Fig. 5

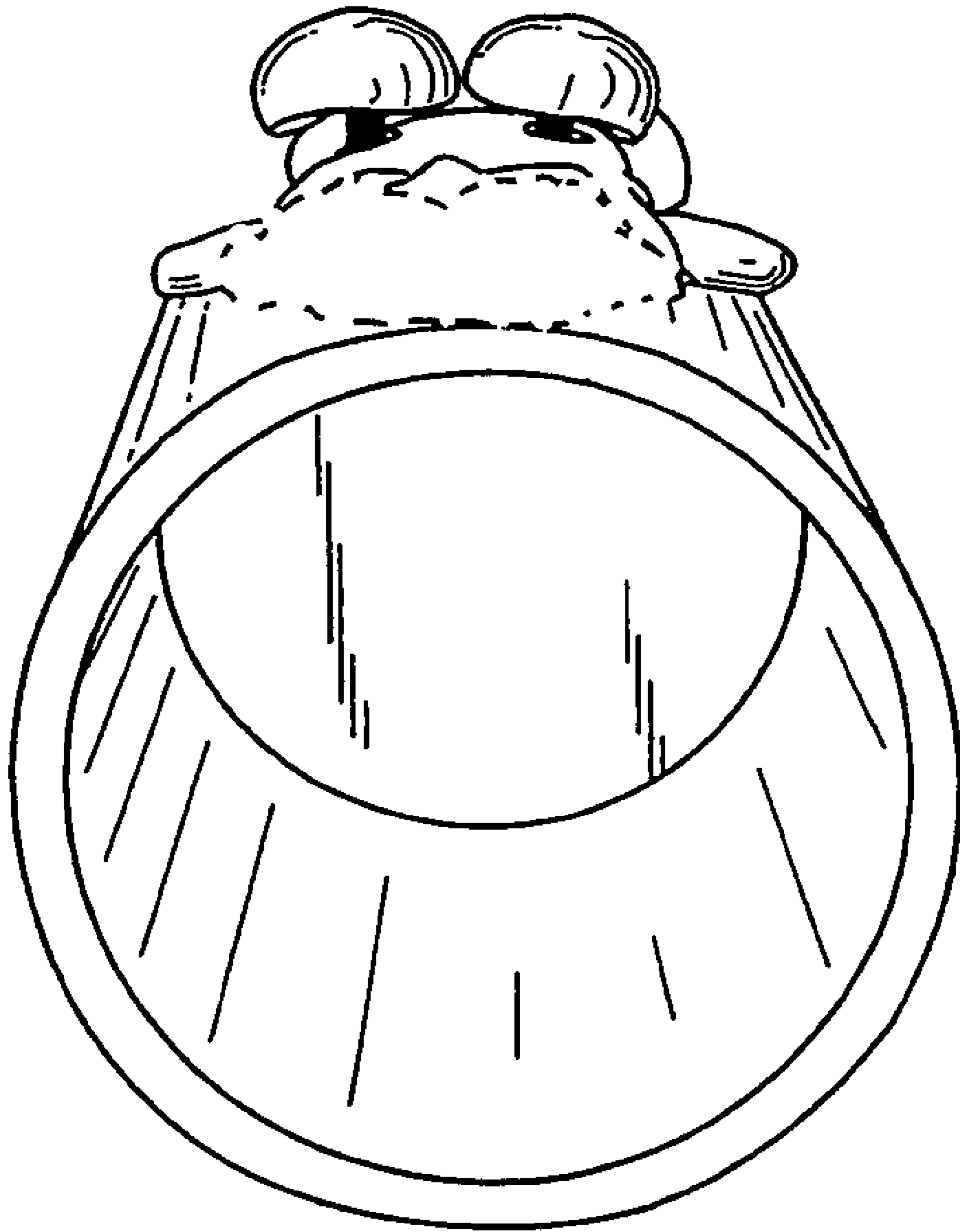


Fig. 6

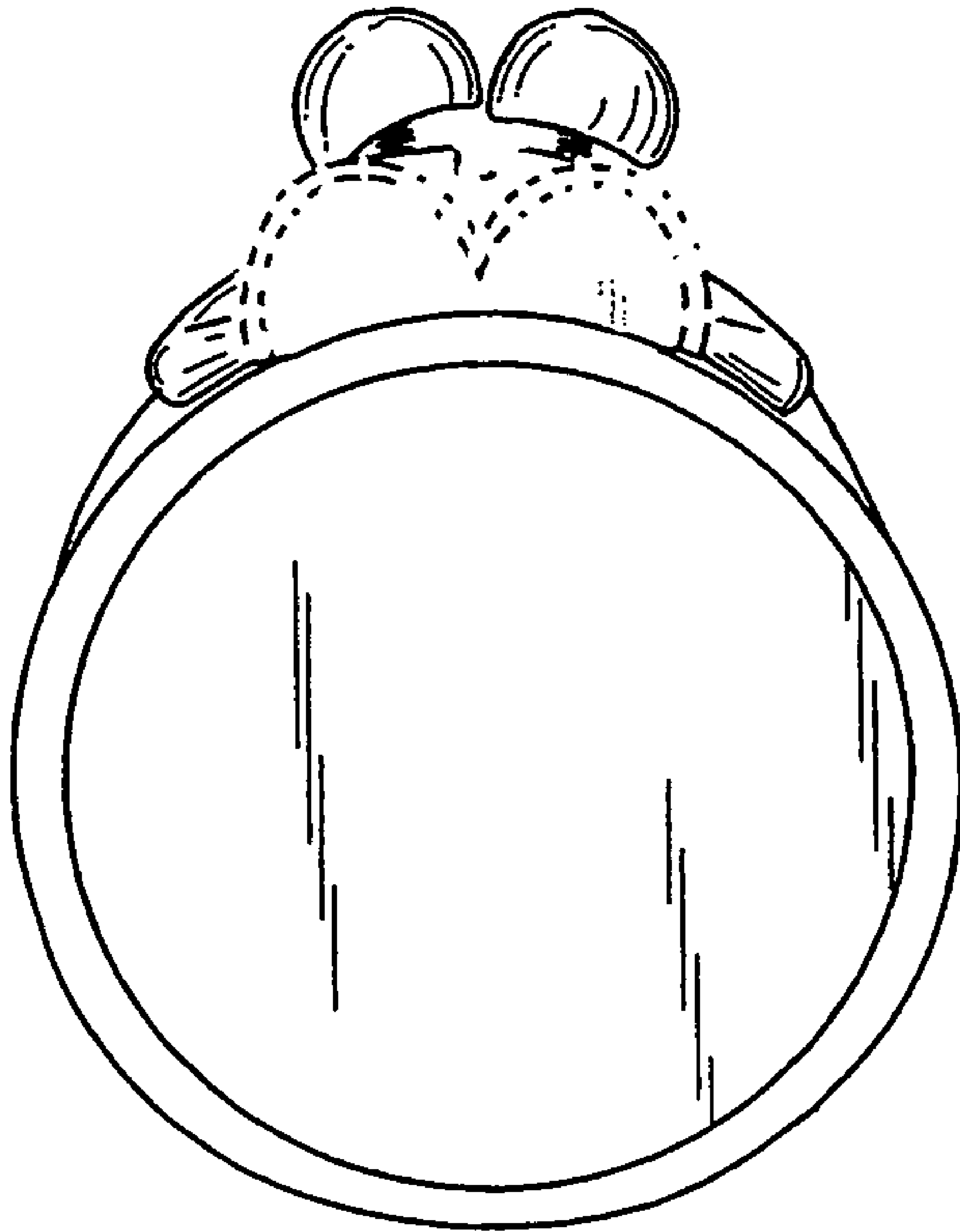


Fig. 7