



US00D553441S

(12) **United States Design Patent**
Mirpuri

(10) **Patent No.:** **US D553,441 S**

(45) **Date of Patent:** **** Oct. 23, 2007**

(54) **CUP**
(76) **Inventor:** **Karishma Mirpuri**, 25B Shelter Rock Rd., Manhasset, NY (US) 11030
(**) **Term:** **14 Years**

D426,427 S * 6/2000 Rubbright et al. D7/565
6,175,105 B1 * 1/2001 Rubbright et al. 219/725
D453,447 S * 2/2002 Bi D7/531
D454,304 S * 3/2002 Kim et al. D9/429
D473,788 S * 4/2003 Chen et al. D9/428
D529,681 S * 10/2006 Michie D1/105
D532,293 S * 11/2006 Martin D9/425

(21) **Appl. No.:** **29/260,354**

* cited by examiner

(22) **Filed:** **May 24, 2006**

Primary Examiner—Philip S. Hyder
Assistant Examiner—Cynthia Underwood
(74) *Attorney, Agent, or Firm*—Our Pal LLC

(51) **LOC (8) Cl.** **07-01**

(52) **U.S. Cl.** **D7/523; D7/509**

(58) **Field of Classification Search** D7/396.2,
D7/500, 509, 510, 523, 524, 526–528, 530–532,
D7/540, 565, 584, 900, 354; D9/500, 502,
D9/516, 519, 549, 555, 776, 778, 429; D34/1;
215/10, 387, DIG. 7; 220/495.04, 560, 592.16,
220/592.17, 703; 226/406; 229/400; 383/110;
D1/105; 219/725

(57) **CLAIM**

I claim the ornamental design for my cup, as shown and described.

See application file for complete search history.

DESCRIPTION

FIG. 1 is an isometric perspective view of the cup of this invention.

FIG. 2 is a top elevation thereof;

FIG. 3 is a front (or side) elevation thereof; and,

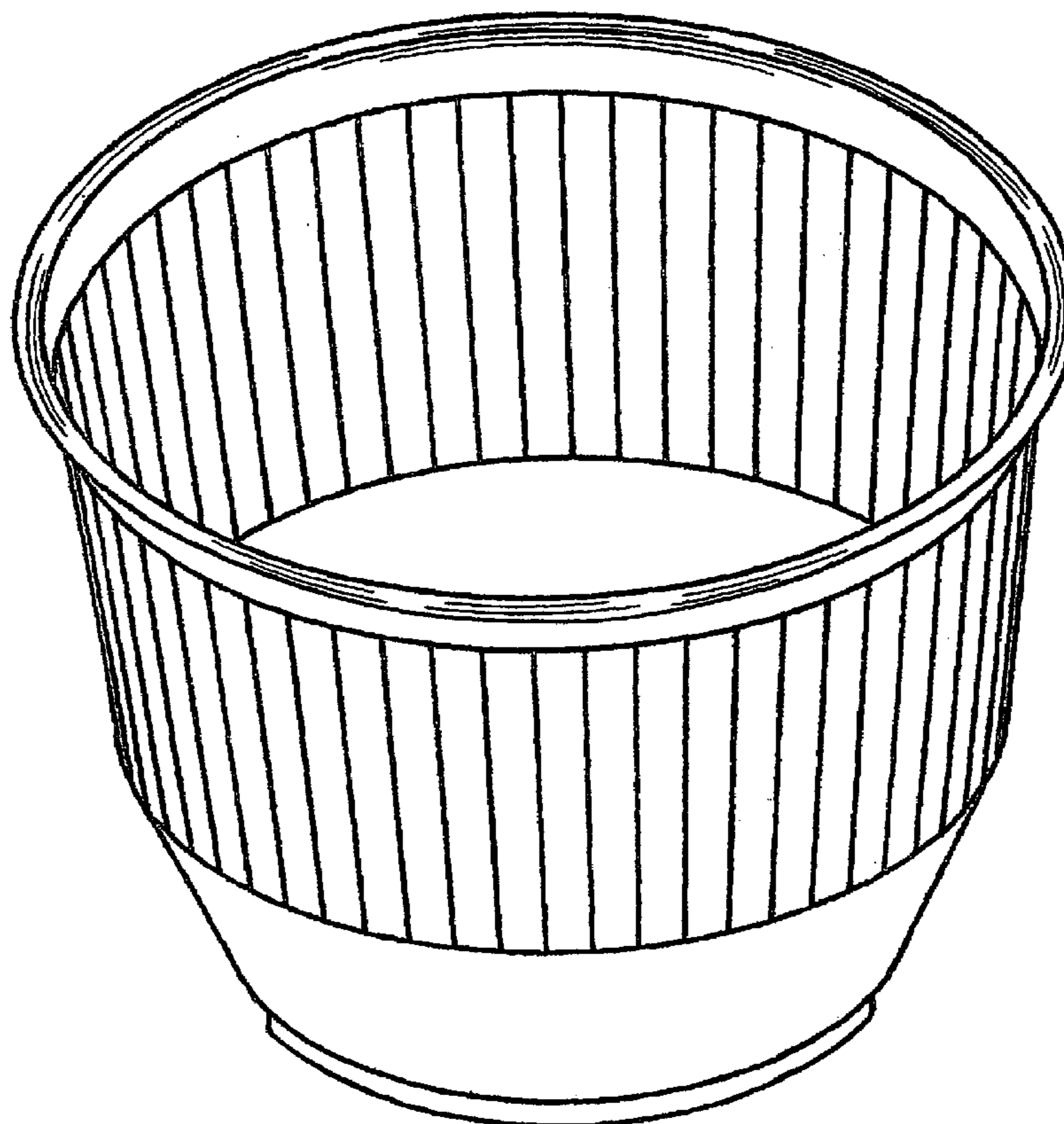
FIG. 4 is a bottom plan view thereof.

(56) **References Cited**

U.S. PATENT DOCUMENTS

D192,485 S * 3/1962 Eicholtz D9/429
D224,797 S * 9/1972 Thrush D7/523
D414,375 S * 9/1999 Diulus D7/354

1 Claim, 4 Drawing Sheets



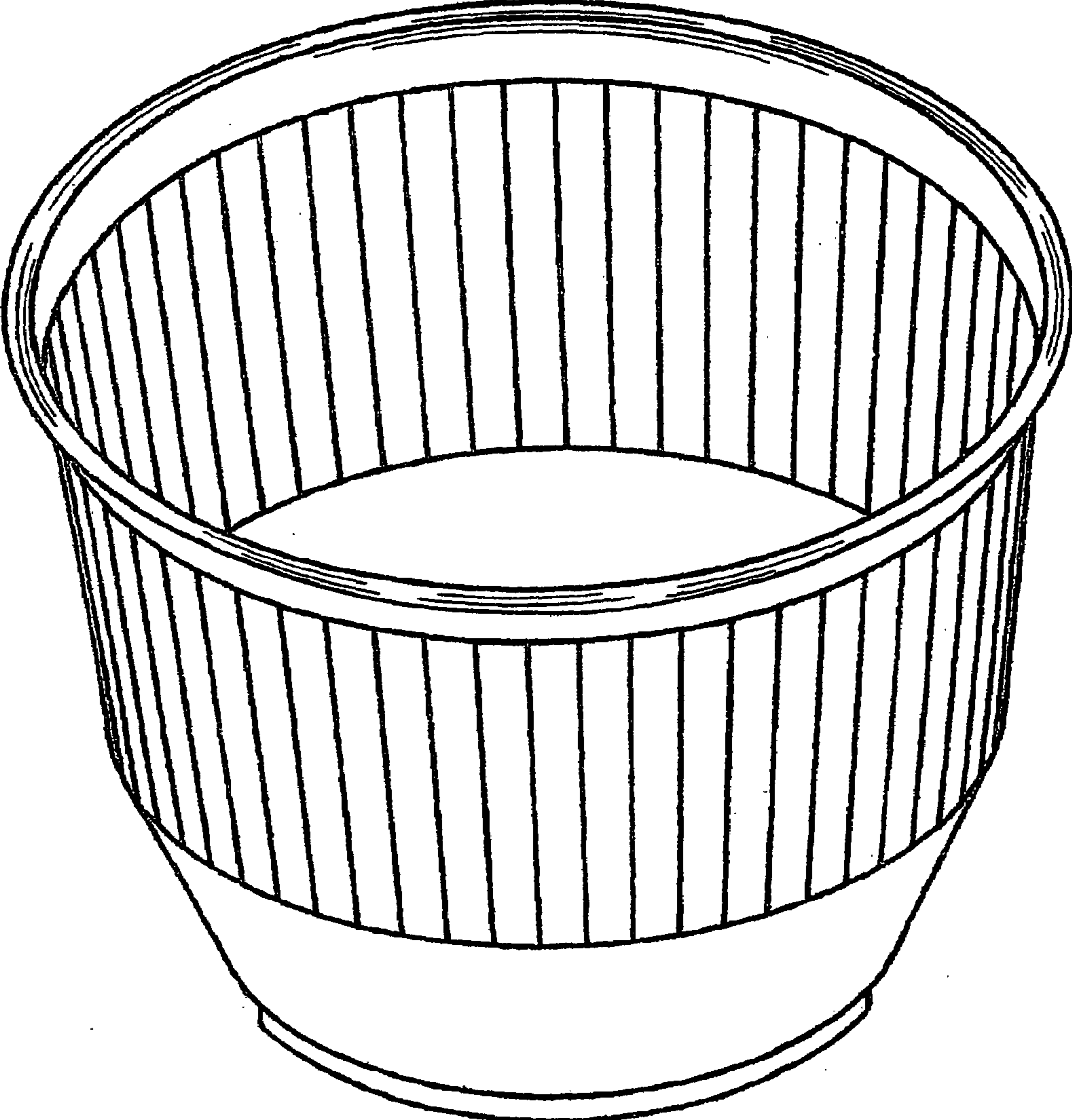


Fig. 1

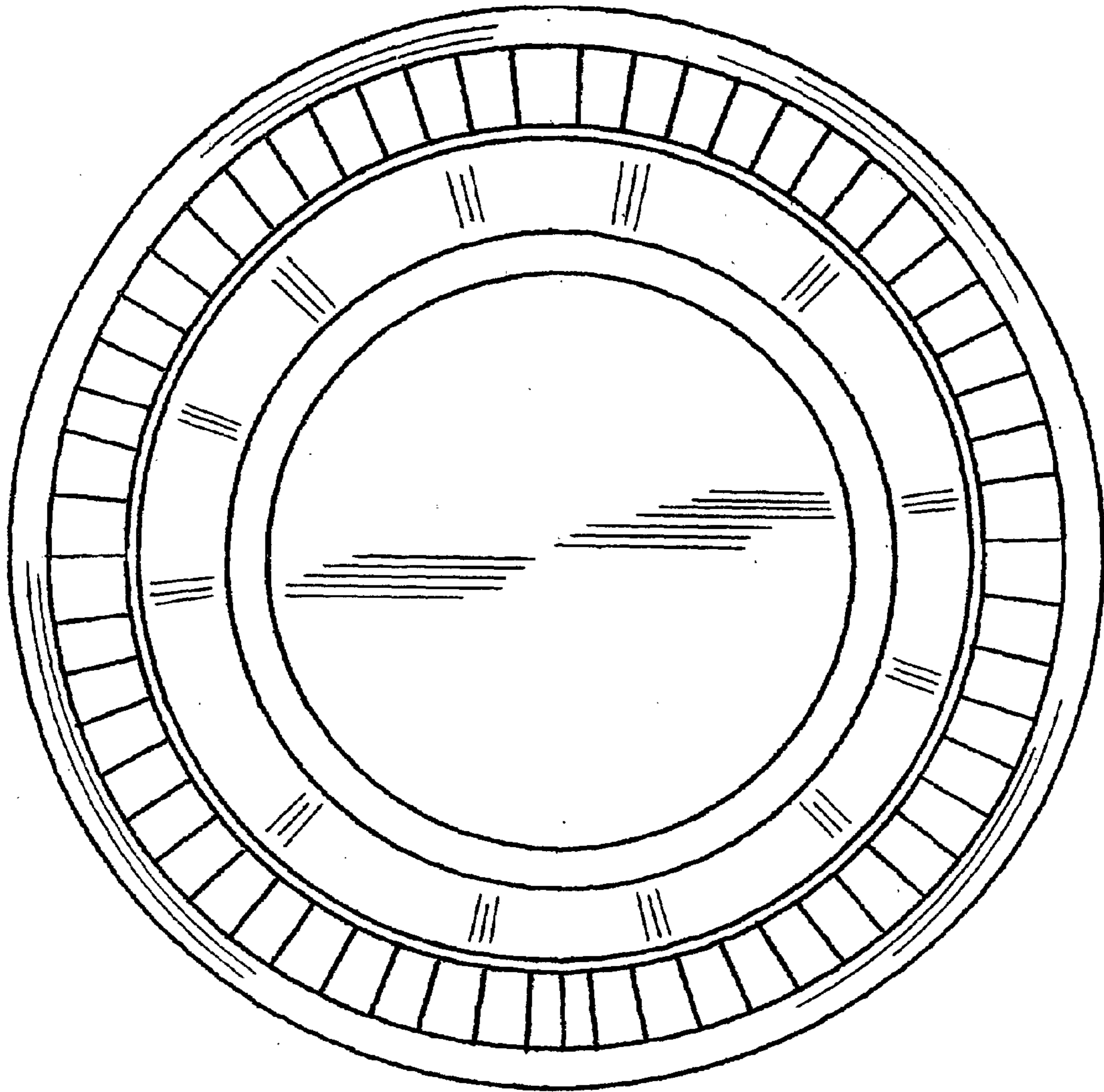


Fig. 2




Fig. 3

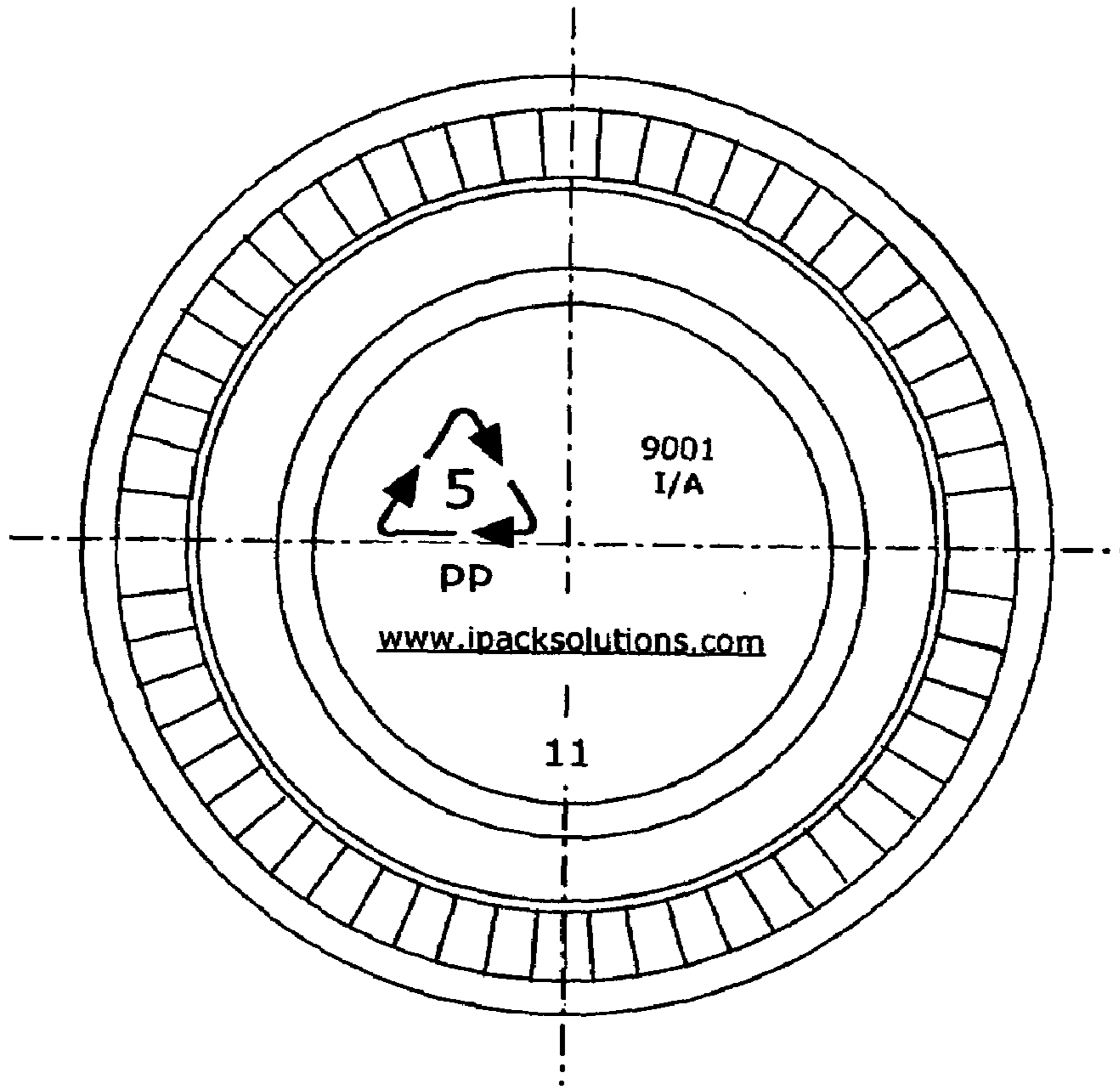


Fig. 4