



US00D553433S

(12) **United States Design Patent**
Picozza et al.

(10) **Patent No.:** **US D553,433 S**

(45) **Date of Patent:** **** Oct. 23, 2007**

(54) **BLENDER JAR**

(75) Inventors: **Augusto Picozza**, Boca Raton, FL
(US); **Brooks Rorke**, Guilford, CT
(US)

(73) Assignee: **Sunbeam Products, Inc.**, Boca Raton,
FL (US)

(**) Term: **14 Years**

(21) Appl. No.: **29/264,822**

(22) Filed: **Aug. 18, 2006**

(51) **LOC (8) Cl.** **07-02**

(52) **U.S. Cl.** **D7/413**

(58) **Field of Classification Search** D7/300.1,
D7/306, 313, 319, 372-386, 412-415, 665;
99/509-511; 241/30, 33, 36, 37.5, 101.01-101.08,
241/166-169.1, 274-278.2, 282.1-282.2,
241/285.1-285.3, 291, 292.1, 301; 366/64-67,
366/98, 100, 129, 191, 197-201, 205-207,
366/219-221, 241-254, 279-292, 325.94,
366/330.4, 341-349

See application file for complete search history.

(56) **References Cited**

U.S. PATENT DOCUMENTS

- D347,144 S * 5/1994 Brady D7/413
- D386,355 S * 11/1997 Davidson et al. D7/378
- D386,357 S * 11/1997 Davidson D7/413
- D390,416 S * 2/1998 Hippen et al. D7/413

- D400,757 S * 11/1998 Hippen et al. D7/378
- D433,598 S * 11/2000 Naft et al. D7/413
- D488,957 S * 4/2004 Holderfield et al. D7/413
- D499,602 S * 12/2004 Feil D7/378
- D499,606 S * 12/2004 Feil D7/413
- D513,920 S * 1/2006 Hensel D7/319
- D526,156 S * 8/2006 Yeung D7/378
- D532,251 S * 11/2006 Kassenaar D7/378
- D533,395 S * 12/2006 Drees et al. D7/378

* cited by examiner

Primary Examiner—Cathron C. Brooks

Assistant Examiner—Ricky Pham

(74) *Attorney, Agent, or Firm*—Lawrence J. Shurupoff

(57) **CLAIM**

The ornamental design for a blender jar, as shown and described.

DESCRIPTION

FIG. 1 is a top right front perspective view of a blender jar.

FIG. 2 is a left side elevation view thereof;

FIG. 3 is a front view thereof;

FIG. 4 is a right side elevation view thereof;

FIG. 5 is a rear view thereof; and,

FIG. 6 is a top plan view thereof.

The broken lines shown in FIGS. 1-6 are for illustrative purposes only and form no part of the claimed design.

1 Claim, 6 Drawing Sheets






FIG 1



FIG 2

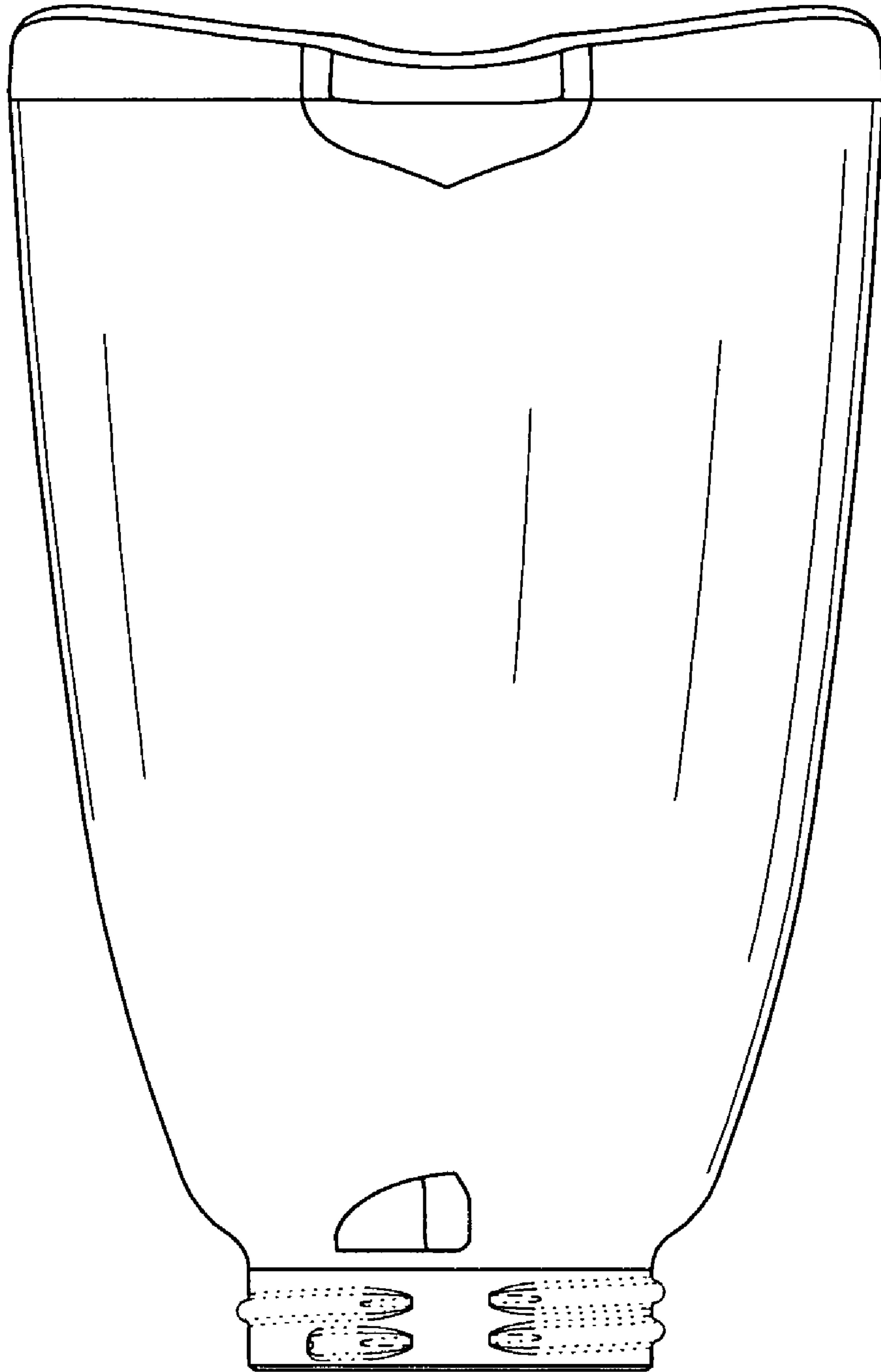


FIG 3



FIG 4

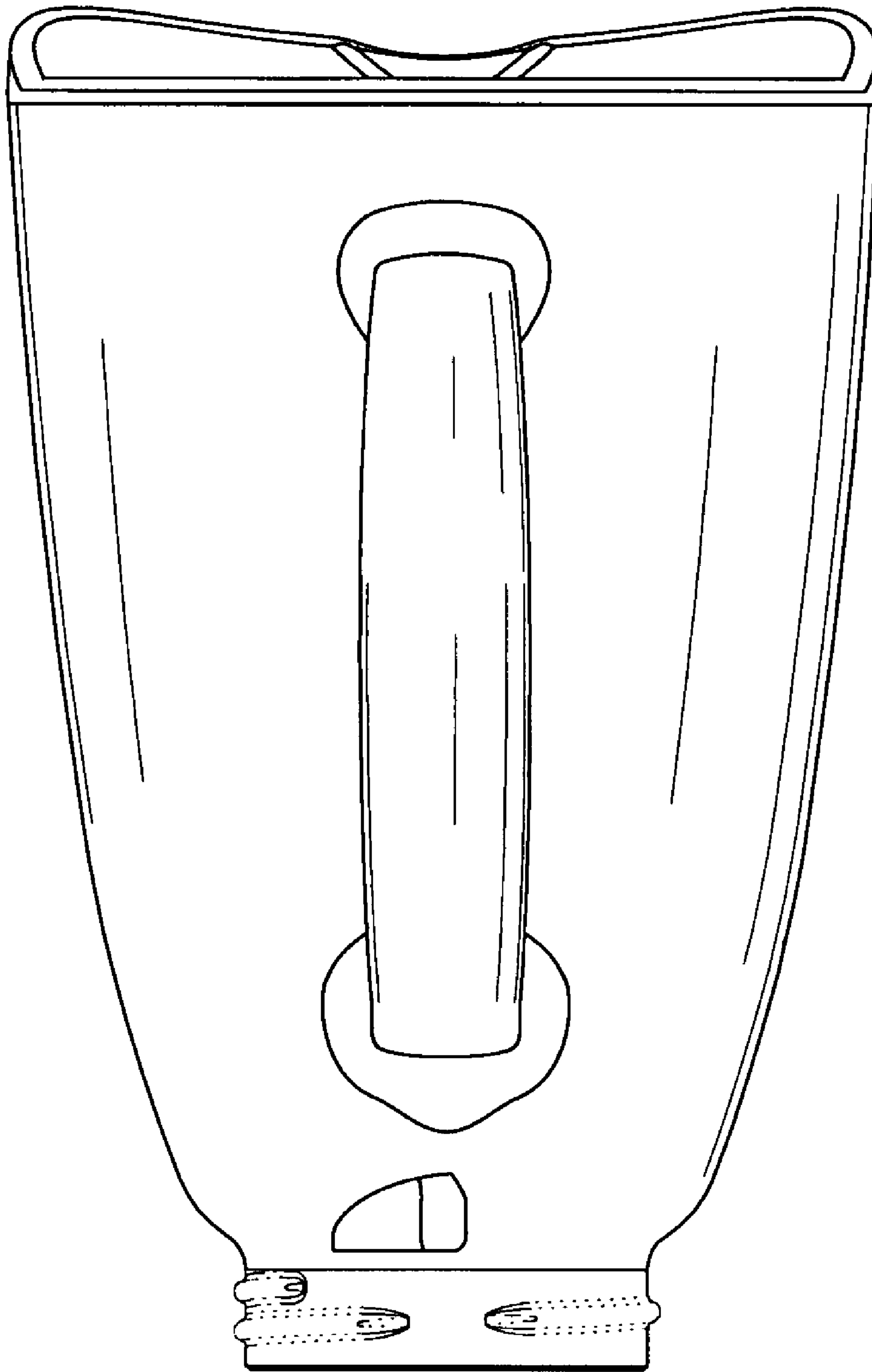


FIG 5

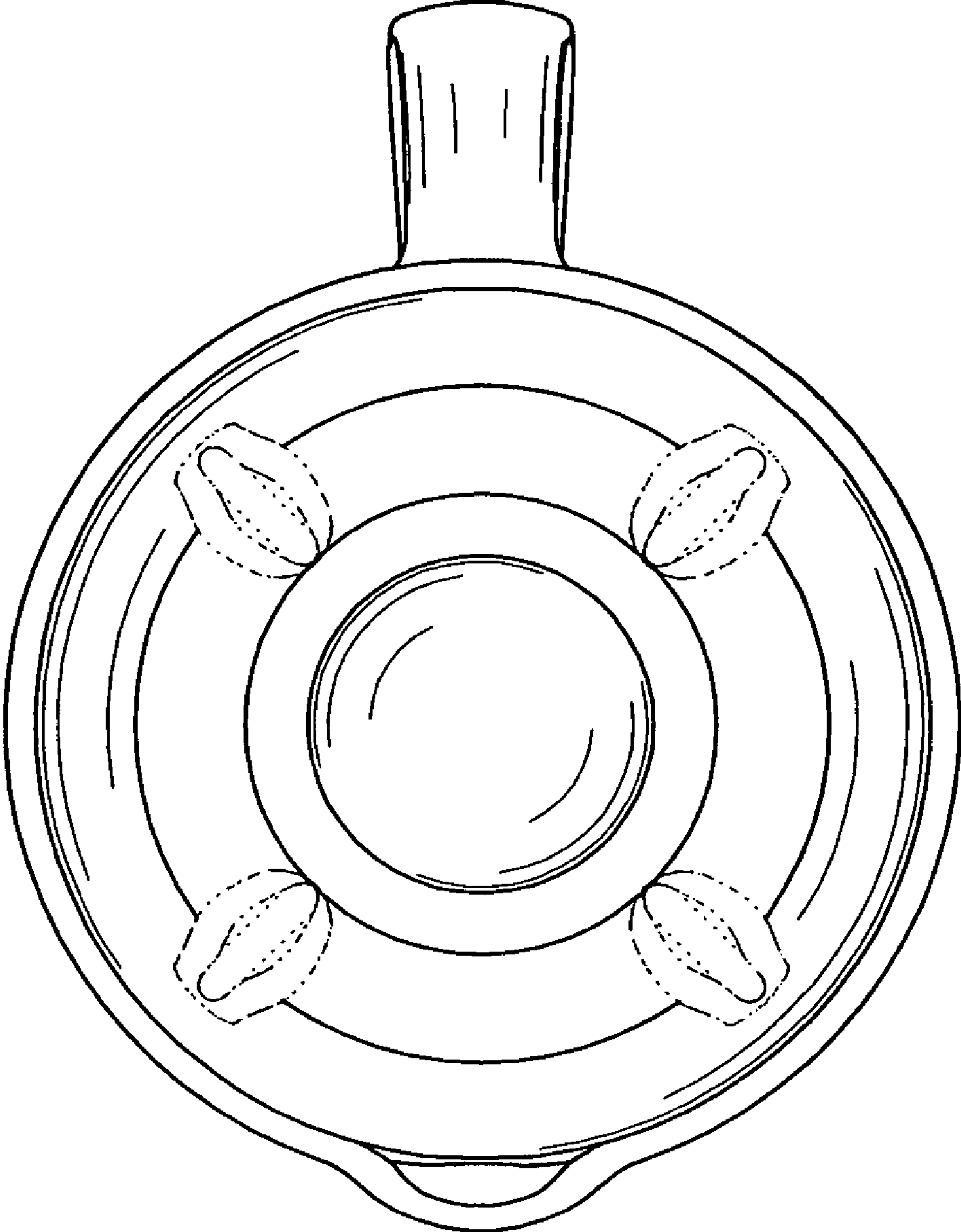


FIG 6