



US00D553413S

(12) **United States Design Patent**
Boutin

(10) **Patent No.:** **US D553,413 S**

(45) **Date of Patent:** **** Oct. 23, 2007**

(54) **CUSHION**

(75) Inventor: **Christelle Boutin**, Bressuire (FR)

(73) Assignee: **Wesco Company S.A.**, Cerizay (FR)

(**) Term: **14 Years**

(21) Appl. No.: **29/263,019**

(22) Filed: **Jul. 13, 2006**

(30) **Foreign Application Priority Data**

Jan. 16, 2006 (EM) 000464151-0009

(51) **LOC (8) Cl.** **06-09**

(52) **U.S. Cl.** **D6/601**

(58) **Field of Classification Search** D6/349,
D6/406.6, 502, 595-597, 599-601, 604;
5/630, 636, 638-640, 643, 644, 652-655,
5/655.3, 655.9, 657; 297/462, 452.41; D24/101,
D24/183; D21/803, 808, 809, 810; 441/66,
441/67; D12/500, 521, 604; 152/166, 192,
152/195, 450, 511; 428/27; 128/845; 446/46;
D5/37; D1/126-130; 424/464, 467, 471,
424/472; D9/454; 510/148; 473/587
See application file for complete search history.

(56) **References Cited**

U.S. PATENT DOCUMENTS

587,224 A * 7/1897 McKelvy 5/644
1,243,501 A * 10/1917 Fraser 424/467
1,587,279 A * 6/1926 Livingston 510/148

2,435,186 A * 1/1948 Trexler 152/450
2,552,476 A * 5/1951 Barton 5/653
3,048,526 A * 8/1962 Boswell 424/472
3,188,088 A * 6/1965 Gatke 473/587
4,157,631 A * 6/1979 Kifferstein et al. 446/46
D342,842 S * 1/1994 Lemon D6/406.6
D396,537 S * 8/1998 Stanton D1/127
5,839,138 A * 11/1998 Weidman et al. 5/636
D405,696 S * 2/1999 Ullrich D9/454
D427,791 S * 7/2000 Peterson D6/349
D429,592 S * 8/2000 Dohan D6/604
D506,875 S * 7/2005 Del Solar D5/37

* cited by examiner

Primary Examiner—Robert M. Spear

Assistant Examiner—Mary Ann Calabrese

(74) *Attorney, Agent, or Firm*—Horst M. Kasper

(57) **CLAIM**

The design for cushion, as shown and described.

DESCRIPTION

FIG. 1 is a front view of cushion;

FIG. 2 is a top plan view thereof;


FIG. 3 is a rear side elevational view thereof;

FIG. 4 is a right side elevational view thereof; the left view is the same as the right view;

FIG. 5 is a bottom plan view thereof; and,

FIG. 6 is a perspective view thereof.

1 Claim, 2 Drawing Sheets



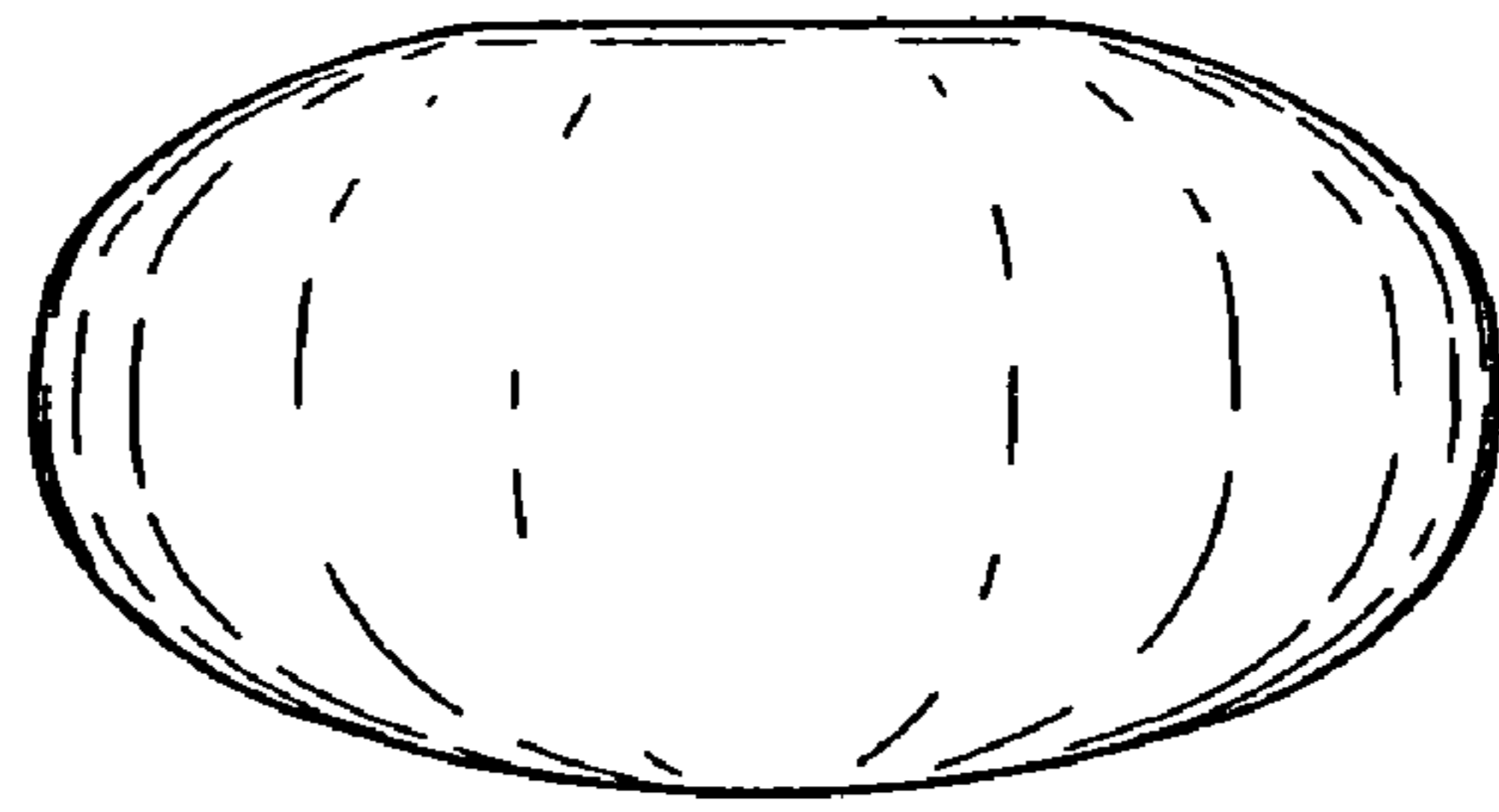


Fig.1




Fig.2

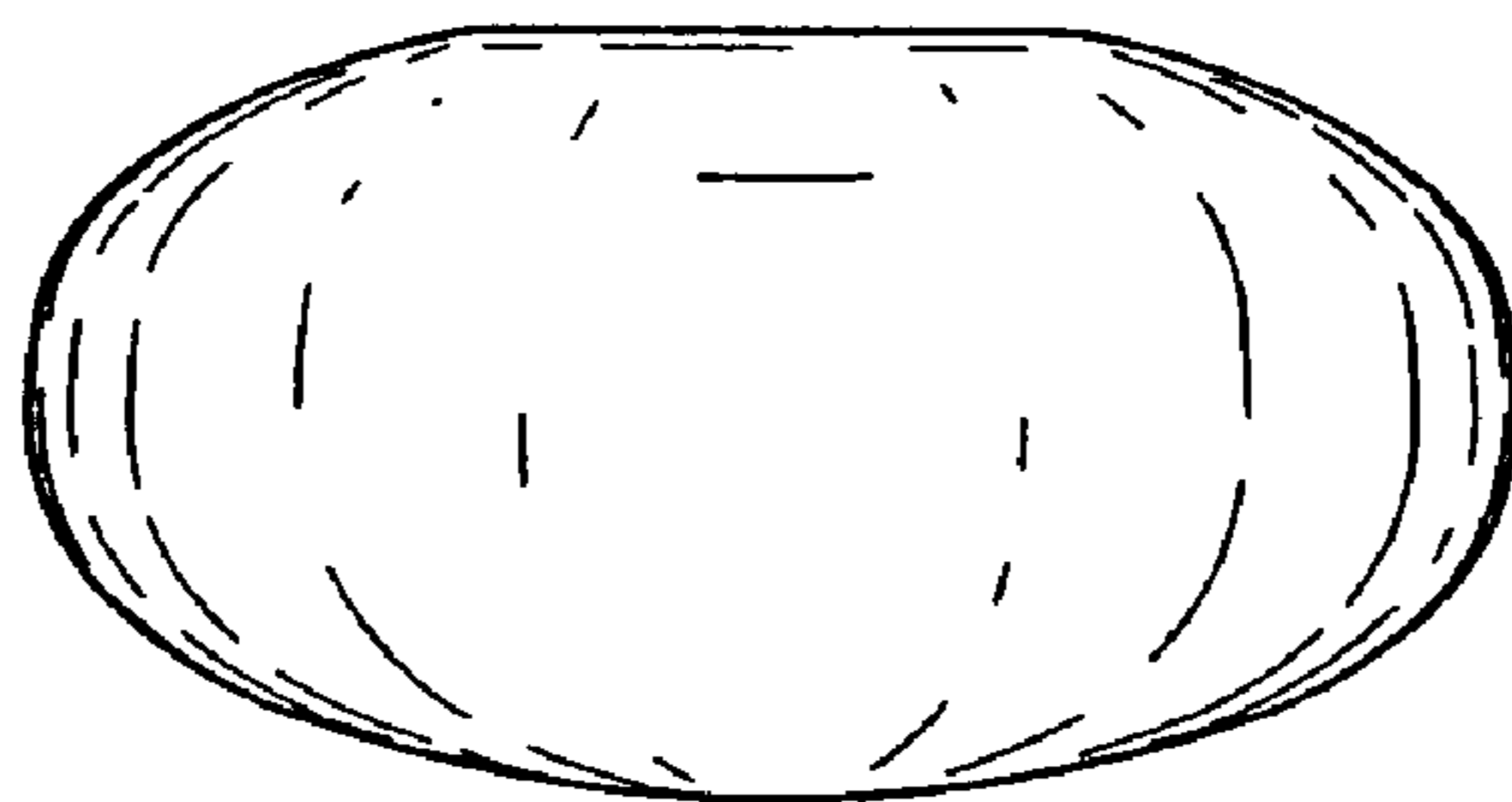


Fig.3

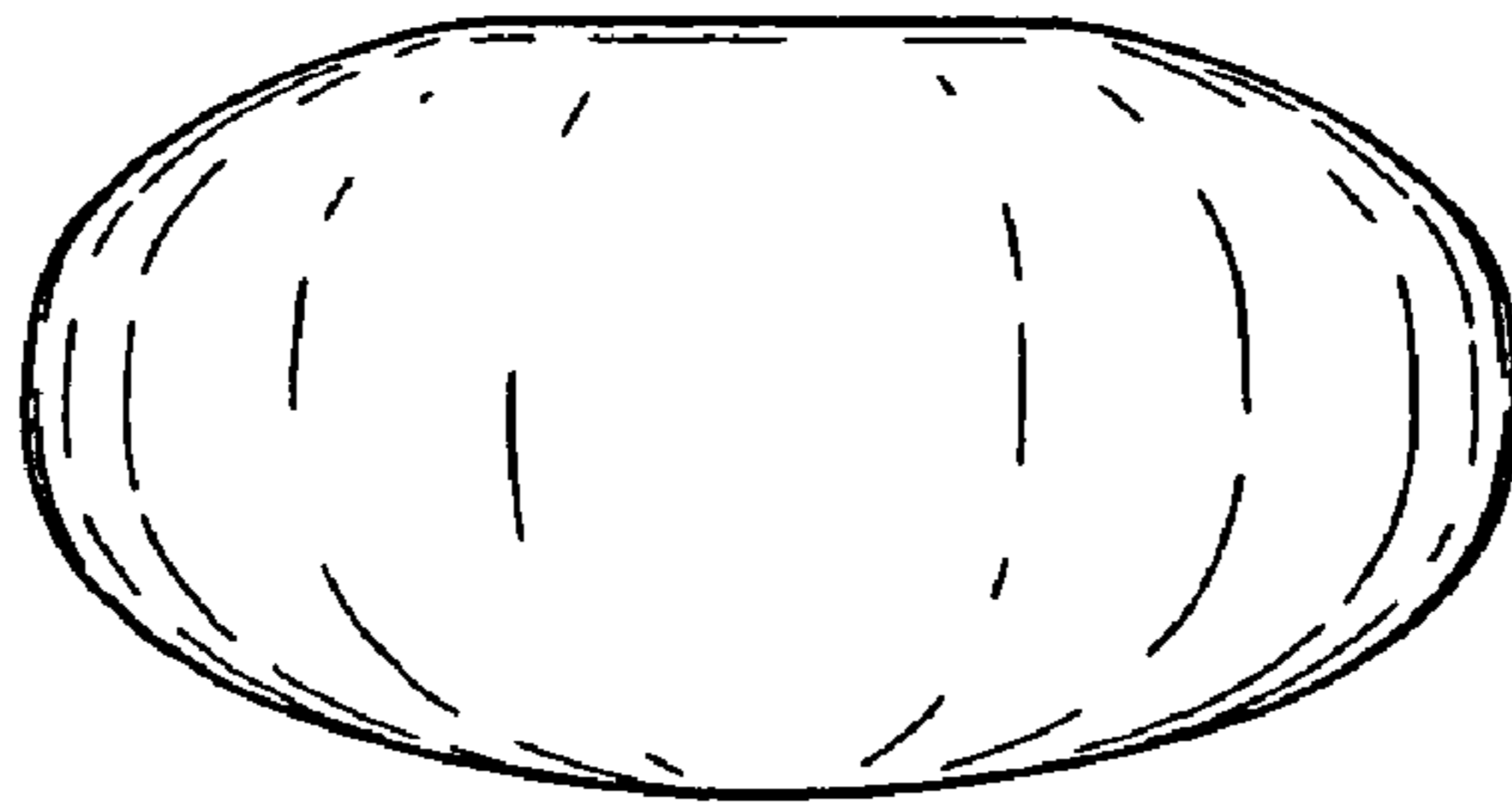


Fig.4

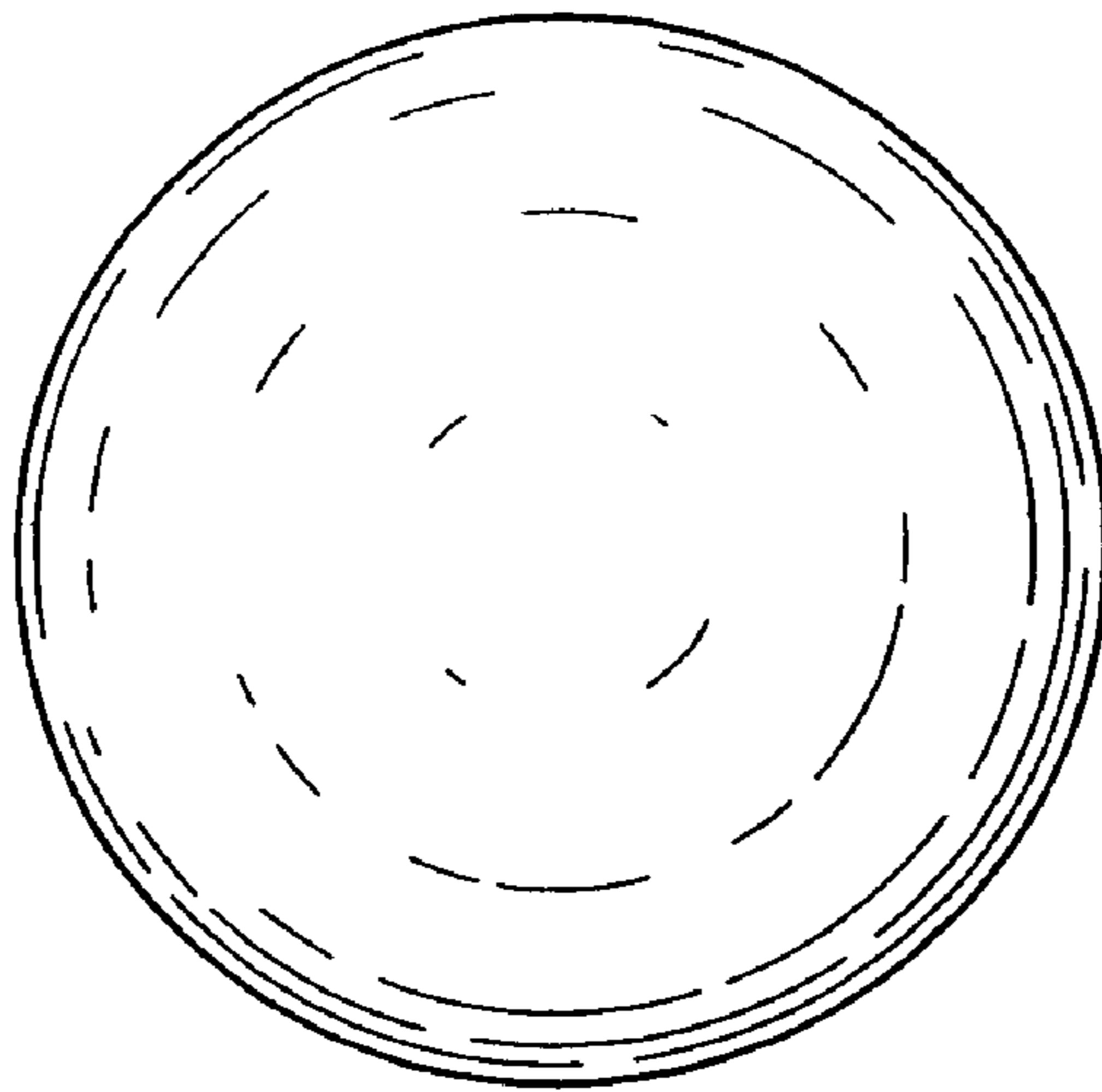


Fig.5




Fig.6