



US00D553411S

(12) **United States Design Patent**
Boutin

(10) **Patent No.:** **US D553,411 S**

(45) **Date of Patent:** **** Oct. 23, 2007**

(54) **COMBINED CUSHION AND MAT**
(75) Inventor: **Christelle Boutin**, Bressuire (FR)
(73) Assignee: **Wesco Company S.A.**, Cerizay (FR)
(**) Term: **14 Years**

5,979,981 A * 11/1999 Dunne et al. 297/219.12
6,321,403 B1 * 11/2001 Matthews 5/655
D496,551 S * 9/2004 Bourget D6/582
D506,875 S * 7/2005 Del Solar D5/37
2005/0115000 A1 * 6/2005 Kassai et al. 5/655
2005/0120484 A1 * 6/2005 Gold et al. 5/655
2005/0210592 A1 * 9/2005 Littlehorn et al. 5/655
2005/0262634 A1 * 12/2005 Gottlieb 5/482

(21) Appl. No.: **29/263,053**

* cited by examiner

(22) Filed: **Jul. 13, 2006**

Primary Examiner—Robert M. Spear
Assistant Examiner—Mary Ann Calabrese

(30) **Foreign Application Priority Data**

(74) *Attorney, Agent, or Firm*—Horst M. Kasper

Jan. 16, 2006 (EP) 000464151-0007

(57) **CLAIM**

(51) **LOC (8) Cl.** **06-09**

The design for combined cushion and mat, as shown and described.

(52) **U.S. Cl.** **D6/595; D6/601**

(58) **Field of Classification Search** D6/333,
D6/582, 592, 595, 596, 601, 603, 604, 605;
5/413 AM, 413 R, 417–420, 482, 603, 630,
5/636, 637, 639, 644, 652, 655, 655.3, 655.9,
5/733, 946; D24/183; D21/803, 809; 441/129–132;
D5/32, 36, 37, 66, 99; 297/219.12

DESCRIPTION

FIG. 1 is a front view of combined cushion and mat;
FIG. 2 is a top plan view thereof;
FIG. 3 is a rear side elevational view thereof;
FIG. 4 is a right side elevational view thereof;
FIG. 5 is a left side elevational view thereof;
FIG. 6 is a bottom plan view thereof; and,
FIG. 7 is a perspective view thereof.

See application file for complete search history.

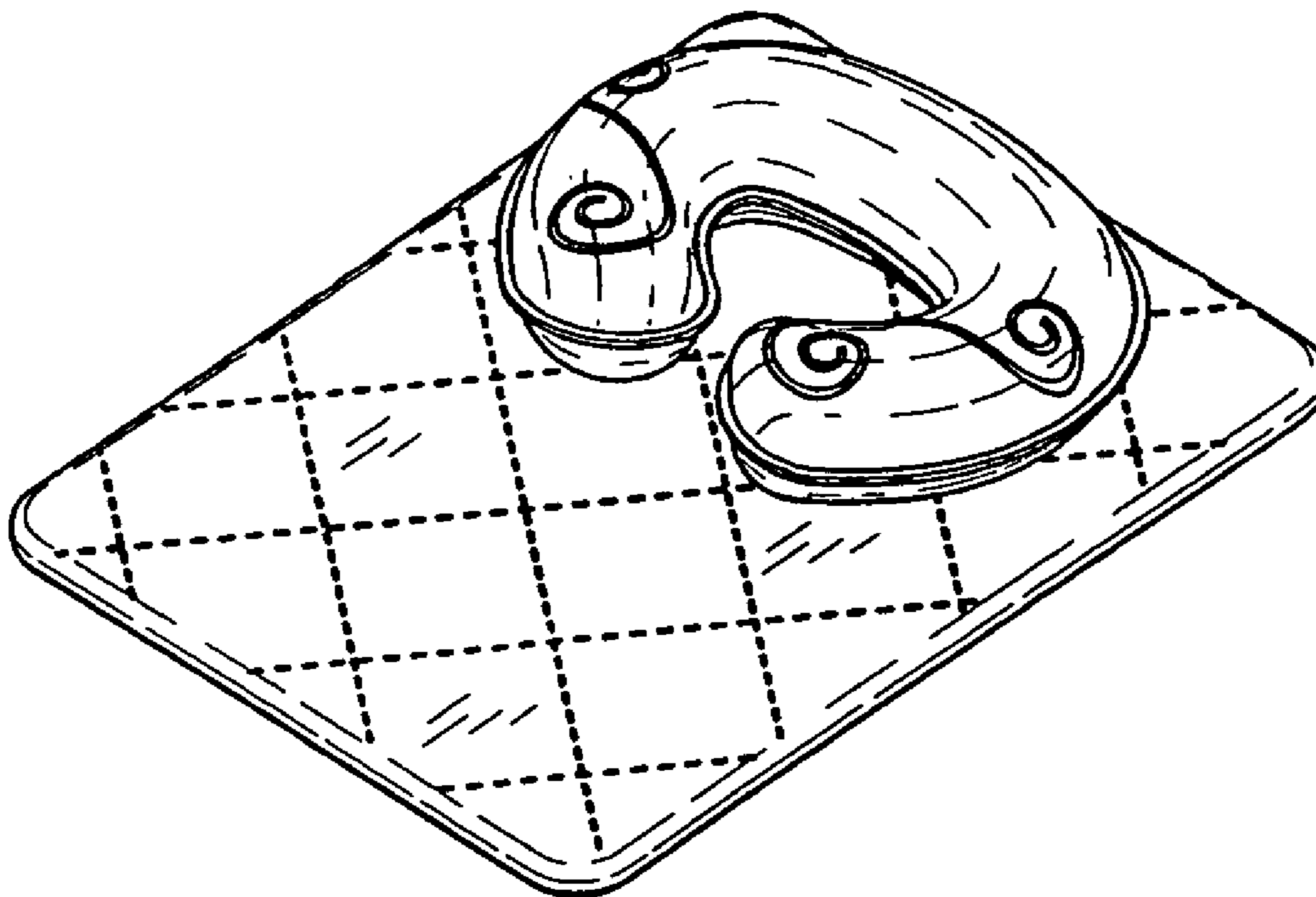
In the drawings, the broken lines represent stitching forming part of the claimed design.

(56) **References Cited**

U.S. PATENT DOCUMENTS

3,541,620 A * 11/1970 Chapuis 5/413 R
D300,694 S * 4/1989 Krok D6/333
D316,793 S * 5/1991 Manjarrez D6/601
5,231,720 A * 8/1993 Benoff 5/644
5,546,620 A * 8/1996 Matthews 5/655

1 Claim, 2 Drawing Sheets






Fig.1




Fig.2




Fig.3

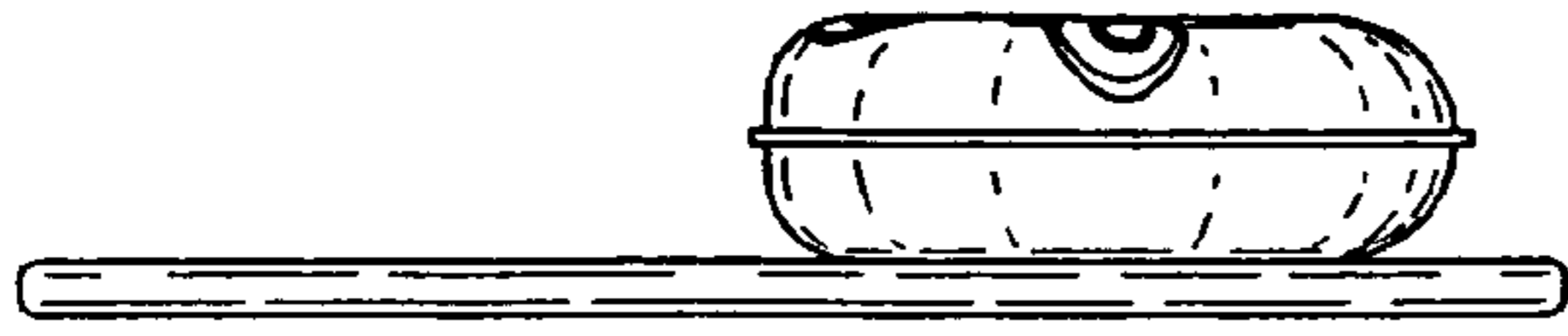


Fig.4



Fig.5

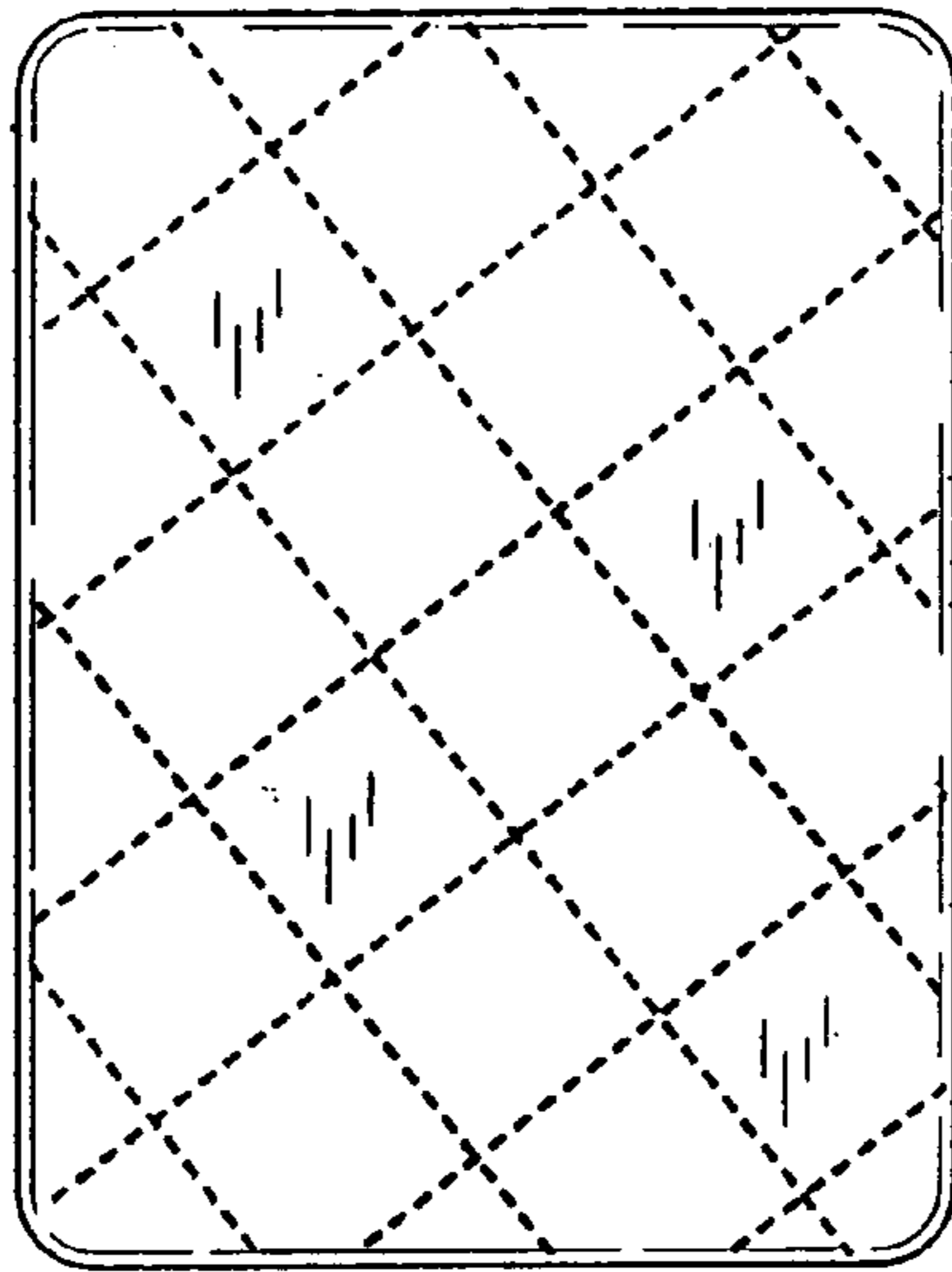


Fig.6

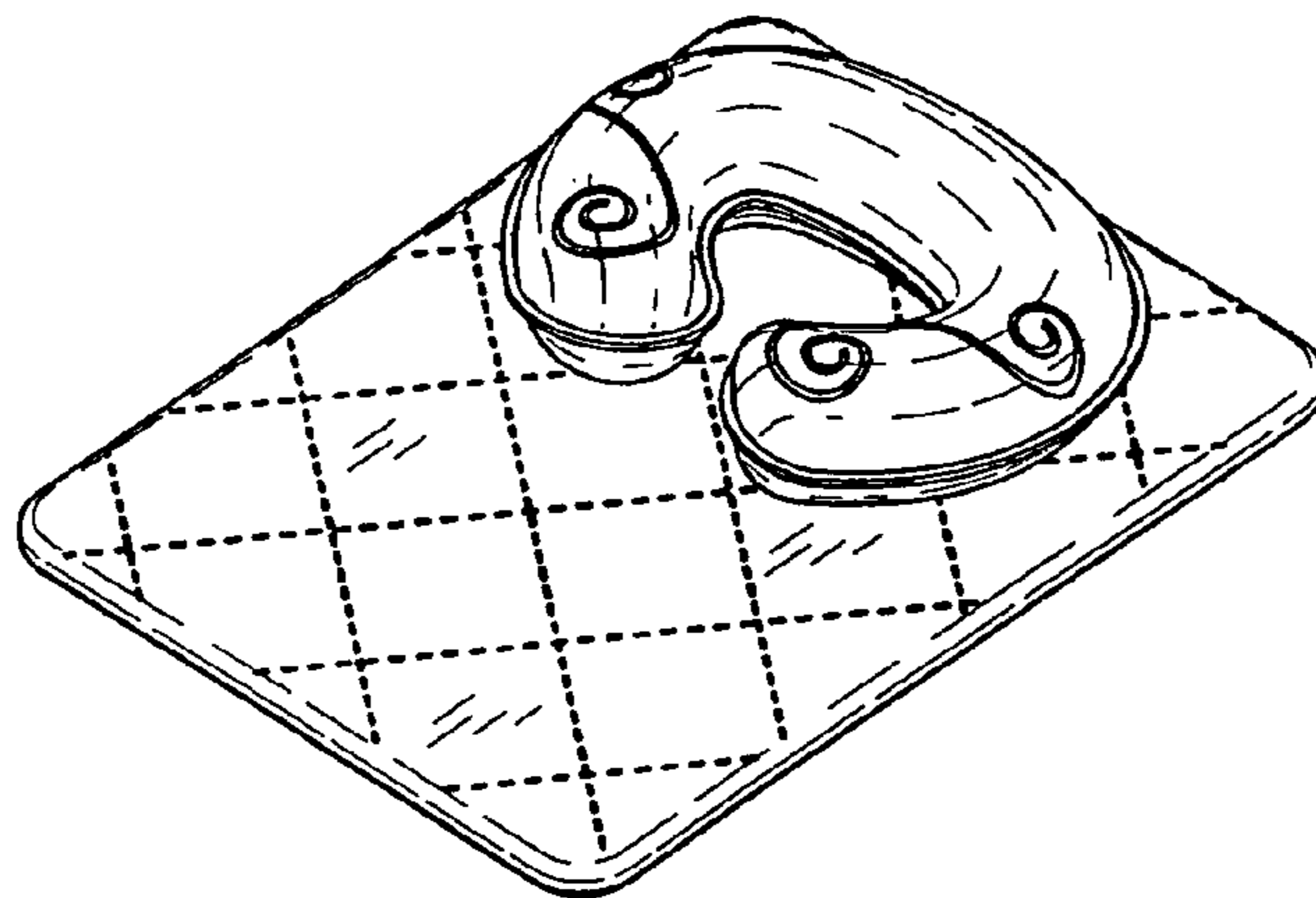


Fig.7