



US00D553404S

(12) **United States Design Patent** (10) **Patent No.:** **US D553,404 S**  
**Rexach** (45) **Date of Patent:** **\*\* Oct. 23, 2007**

(54) **WALL MOUNTABLE SUPPORT**

(75) Inventor: **Rafael Rexach**, Kohler, WI (US)

(73) Assignee: **Kohler Co.**, Kohler, WI (US)

(\*\*) Term: **14 Years**

(21) Appl. No.: **29/258,202**

(22) Filed: **Apr. 18, 2006**

(51) **LOC (8) Cl.** ..... **23-02**

(52) **U.S. Cl.** ..... **D6/524; D6/550**

(58) **Field of Classification Search** ..... D6/546-550,  
D6/518-523; D8/300, 303, 315-321, 349,  
D8/354, 363, 373, 380; 108/28-29; 211/13.1,  
211/16, 60.1, 100, 86.01, 87.01, 88.01, 88.04,  
211/105.1-105.2, 123, 182, 181.1; 248/175,  
248/176.1, 251, 302, 309.1; 16/110.1, 412,  
16/415; 242/570, 590, 595-598

See application file for complete search history.

(56) **References Cited**

**U.S. PATENT DOCUMENTS**

D188,714 S	*	8/1960	Ronistall	.....	D6/550
D481,234 S	*	10/2003	Lai	.....	D6/524
D494,455 S	*	8/2004	Winter et al.	.....	D8/376
D498,101 S		11/2004	Wu		
D499,592 S	*	12/2004	Sale, Jr.	.....	D6/550
D518,324 S	*	4/2006	Qu et al.	.....	D6/550
D528,838 S	*	9/2006	Berberet et al.	.....	D6/550
D530,556 S	*	10/2006	Berberet et al.	.....	D6/550

**OTHER PUBLICATIONS**

Smedbo. "Smedbo's Cabin Line" Model Nos.: SM-C325N, SM-CK325, SM-CS325.

Kohler Co., "Revival 18" Grab Bar". Model No.: K16158. Kohler Co., online catalog.

Kohler Co., "Portrait 18" Towel Bar". Model No.: K10481. Kohler Co., online catalog.

\* cited by examiner

*Primary Examiner*—Brian N Vinson

(74) *Attorney, Agent, or Firm*—Quarles & Brady LLP

(57) **CLAIM**

The ornamental design for a wall mountable support, as shown and described.

**DESCRIPTION**

In a preferred embodiment, the nature of this product is a grab bar, or escutcheon therefor, for grasping when entering or exiting a tub or shower enclosure.

FIG. 1 is a left, top, front perspective view embodying my new design;

FIG. 2 is a front elevational view thereof;

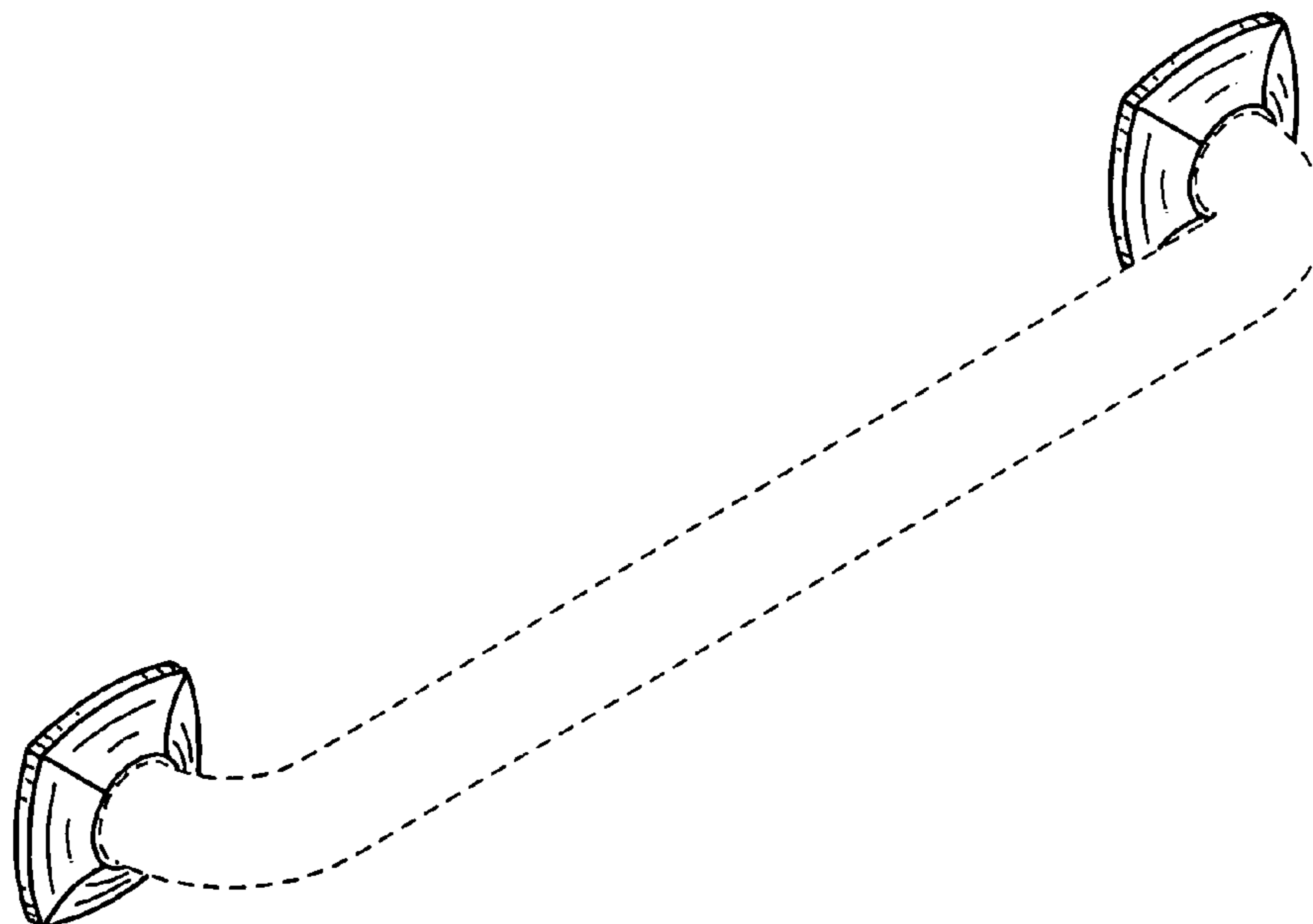
FIG. 3 is a top plan view thereof, the bottom plan view being a mirror image of the top view shown;

FIG. 4 is a left side elevational view thereof, the right side elevational view thereof being a mirror image of the left side shown; and,

FIG. 5 is a rear elevational view thereof.

The broken line representations of bar environment in the figures and of rear structure in FIG. 5, are for the purpose of illustration only, and form no part of the claimed design.

**1 Claim, 2 Drawing Sheets**



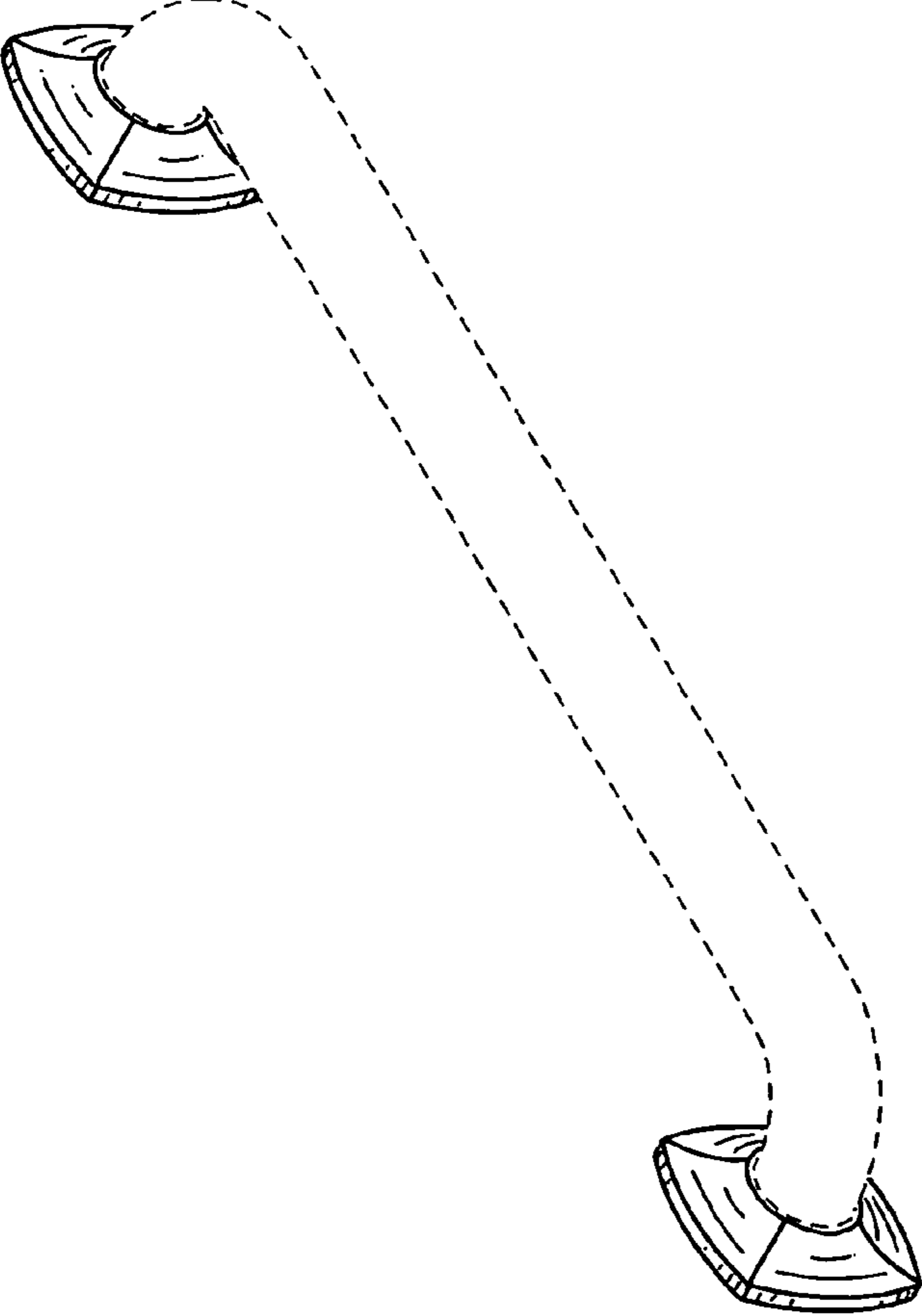


FIG. 1

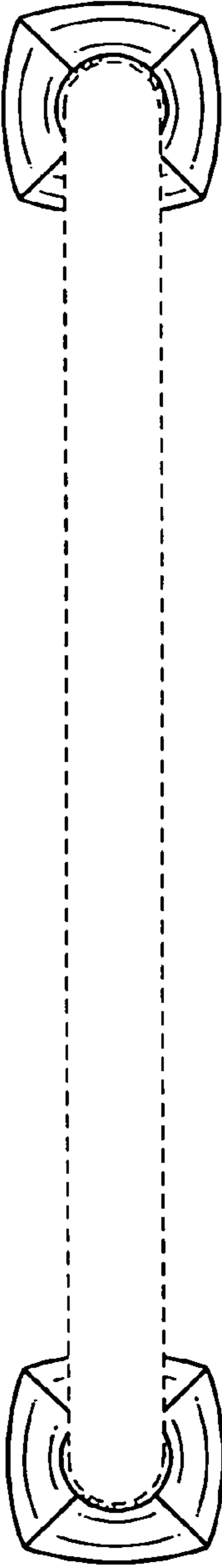


FIG. 2




FIG. 3

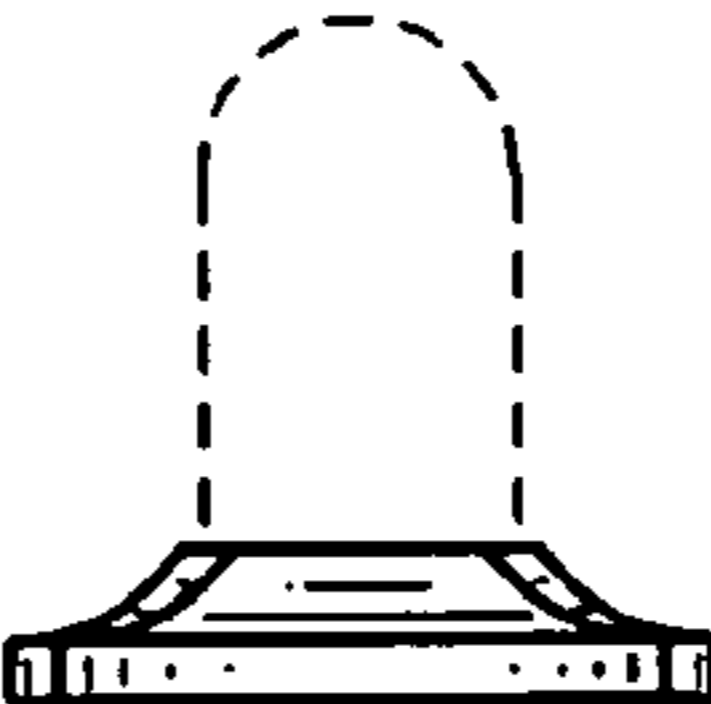


FIG. 4

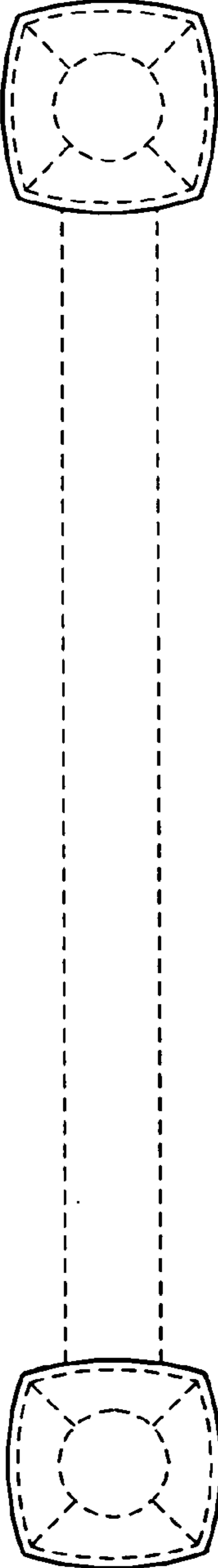


FIG. 5