



US00D553392S

(12) **United States Design Patent**
Juneau

(10) **Patent No.:** **US D553,392 S**

(45) **Date of Patent:** **** Oct. 23, 2007**

(54) **FURNITURE**

(75) Inventor: **Alain Juneau**, St-Jean-Chrysostome
(CA)

(73) Assignee: **Baronet, Inc.** (CA)

(**) Term: **14 Years**

(21) Appl. No.: **29/258,499**

(22) Filed: **Apr. 21, 2006**

(51) **LOC (8) Cl.** **06-04**

(52) **U.S. Cl.** **D6/479; D6/477**

(58) **Field of Classification Search** D6/477-479,
D6/509, 553, 567, 569, 570-571, 574, 436-438
See application file for complete search history.

(56) **References Cited**

U.S. PATENT DOCUMENTS

3,362,610	A *	1/1968	Van Dyke	229/120.33
3,790,241	A *	2/1974	Messina	312/111
D303,879	S *	10/1989	Williams	D6/397
D425,333	S *	5/2000	Draheim et al.	D6/477
D430,757	S *	9/2000	Draheim et al.	D6/477
D444,973	S *	7/2001	Draheim et al.	D6/509

D445,616	S *	7/2001	Draheim et al.	D6/509
D488,005	S *	4/2004	Feng	D6/480
D527,210	S *	8/2006	Berry et al.	D6/480
2006/0152114	A1 *	7/2006	Yamada	312/107

* cited by examiner

Primary Examiner—Cathron C. Brooks

Assistant Examiner—Kelley A. Donnelly

(74) *Attorney, Agent, or Firm*—SAIDMAN DesignLaw Group

(57) **CLAIM**

The ornamental design for furniture, as shown in FIGS. 1-5 and described on pages one and two of the specification.

DESCRIPTION

FIG. 1 is a front perspective view of furniture showing my new design;

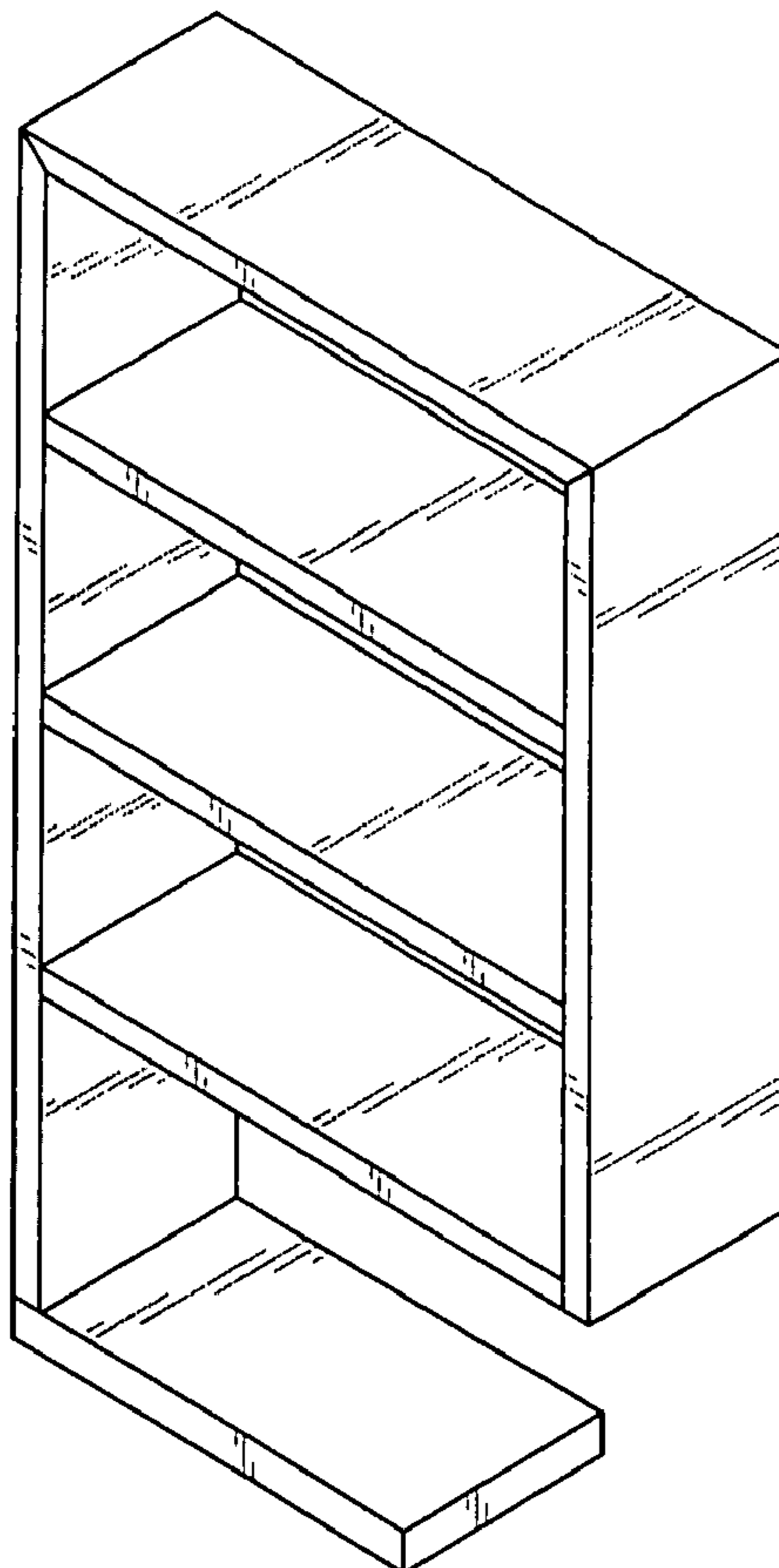
FIG. 2 is a front view thereof, the rear view being a mirror image;

FIG. 3 is a right-side view thereof;

FIG. 4 is a left-side view thereof; and,

FIG. 5 is a top view thereof.

1 Claim, 2 Drawing Sheets



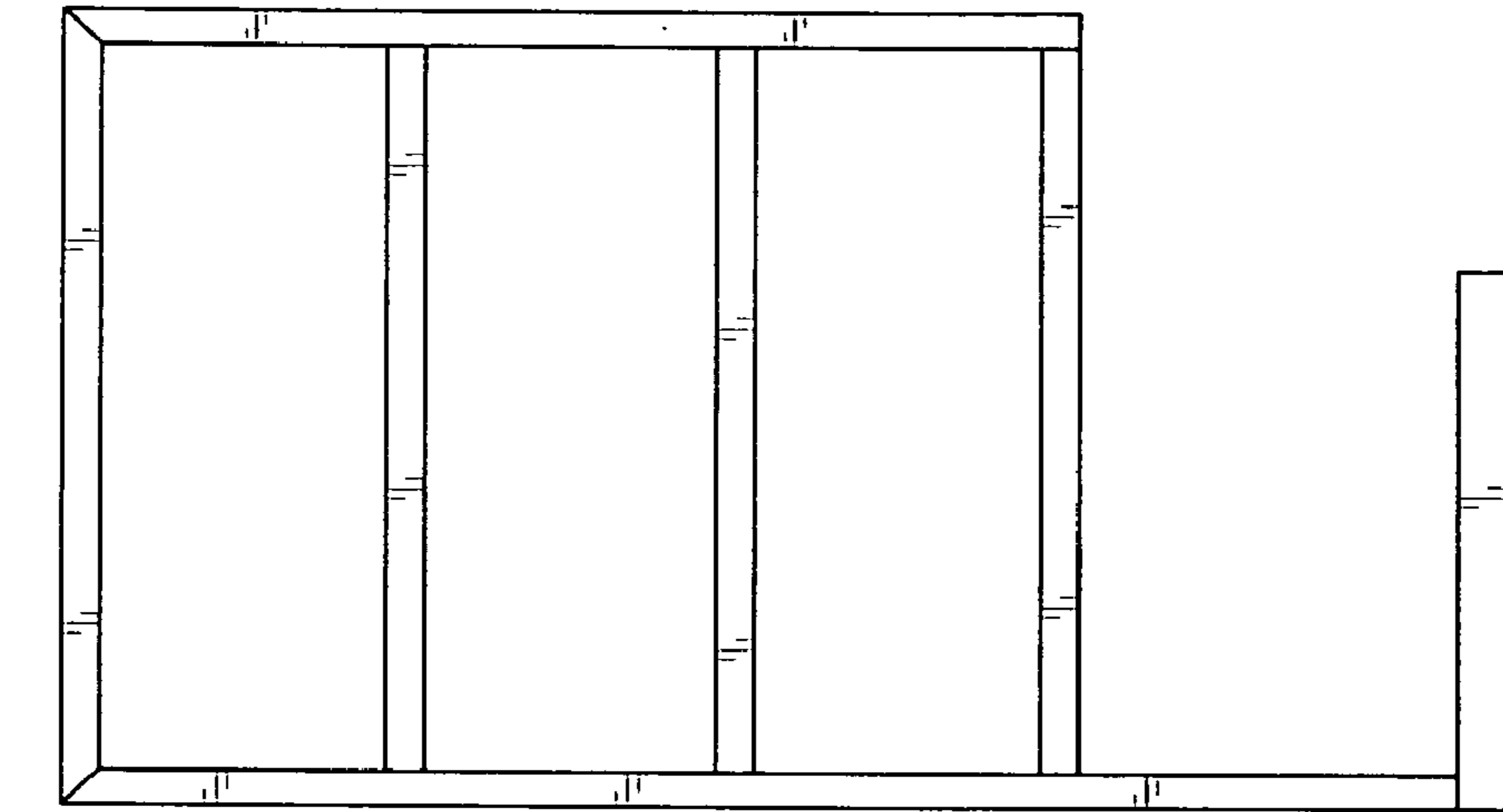


Fig. 2

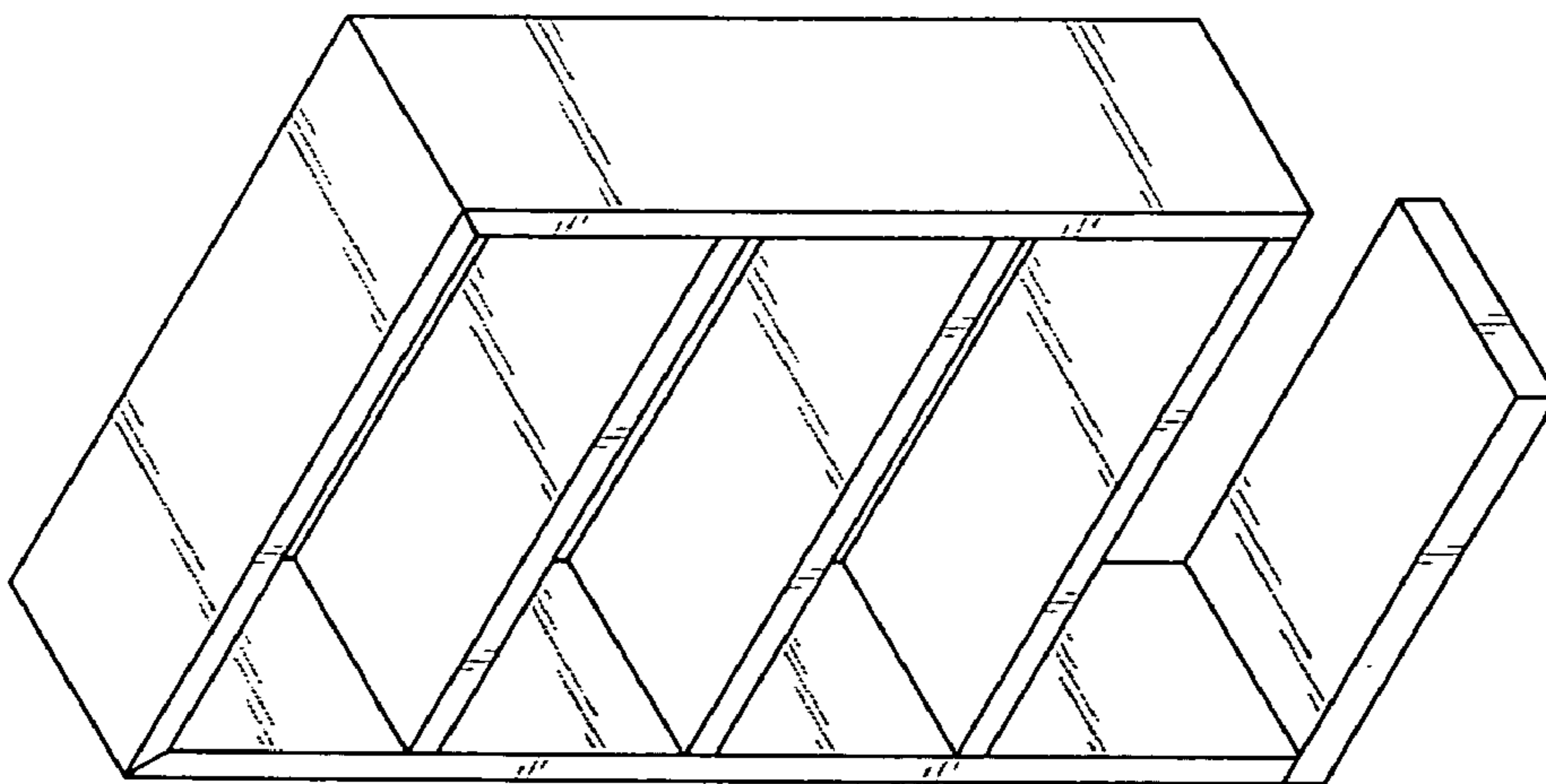


Fig. 1




Fig. 3

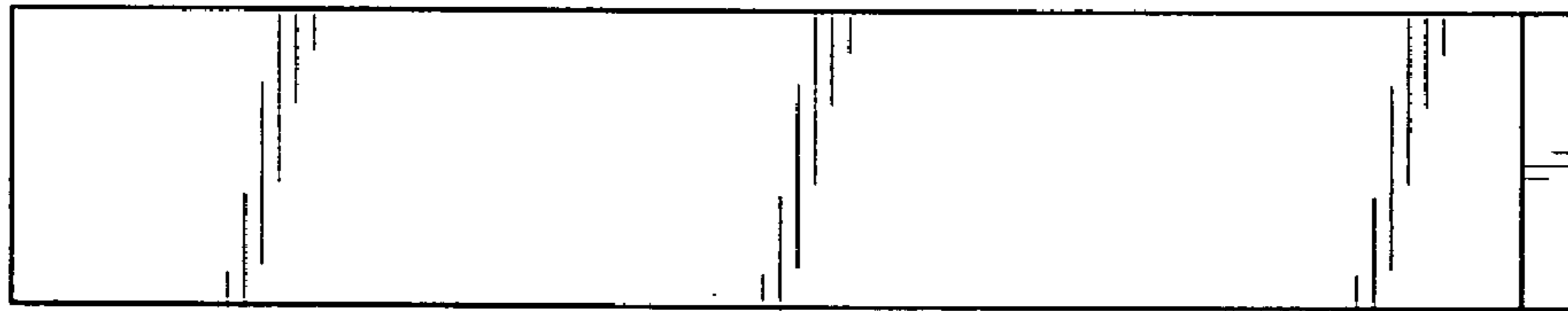


Fig. 4




Fig. 5