



US00D553358S

(12) **United States Design Patent**
Eisenbraun

(10) **Patent No.:** **US D553,358 S**

(45) **Date of Patent:** **** Oct. 23, 2007**

(54) **CELL PHONE CASE**

(75) Inventor: **Kenneth D. Eisenbraun**, Bloomfield Village, MI (US)

(73) Assignee: **United Global Sourcing, Inc.**, Troy, MI (US)

(**) Term: **14 Years**

(21) Appl. No.: **29/258,903**

(22) Filed: **Apr. 28, 2006**

(51) **LOC (8) Cl.** **03-01**

(52) **U.S. Cl.** **D3/271.4; D3/218**

(58) **Field of Classification Search** D3/211,
D3/215, 218, 270, 271.4, 273; D9/600, 631;
D14/250-251; 206/320, 822; 224/240-241;
379/453-455; D2/916-917

See application file for complete search history.

(56) **References Cited**

U.S. PATENT DOCUMENTS

- D37,394 S * 4/1905 Ryeson D3/238
- D165,540 S * 12/1951 Neal D3/238
- D344,626 S * 3/1994 Landa D3/271.4

- D408,627 S * 4/1999 Chiu D3/211
- D417,071 S * 11/1999 Chiu D3/211
- D443,982 S * 6/2001 Cosentino D3/211
- 2007/0074605 A1 * 4/2007 Smith 81/20

* cited by examiner

Primary Examiner—Philip S. Hyder
Assistant Examiner—R. L. (Ulm) Cody

(57) **CLAIM**

I claim the ornamental design for a cell phone case, as shown.

DESCRIPTION

FIG. 1 is a perspective view of the cell phone case of the present invention.

FIG. 2 is a front view thereof;

FIG. 3 is a left side perspective view thereof;

FIG. 4 is a right side view thereof;

FIG. 5 is a rear view thereof;

FIG. 6 is a top view thereof; and,

FIG. 7 is a bottom view thereof.

1 Claim, 6 Drawing Sheets





FIG - 1






FIG - 2




FIG - 5

FIG - 3

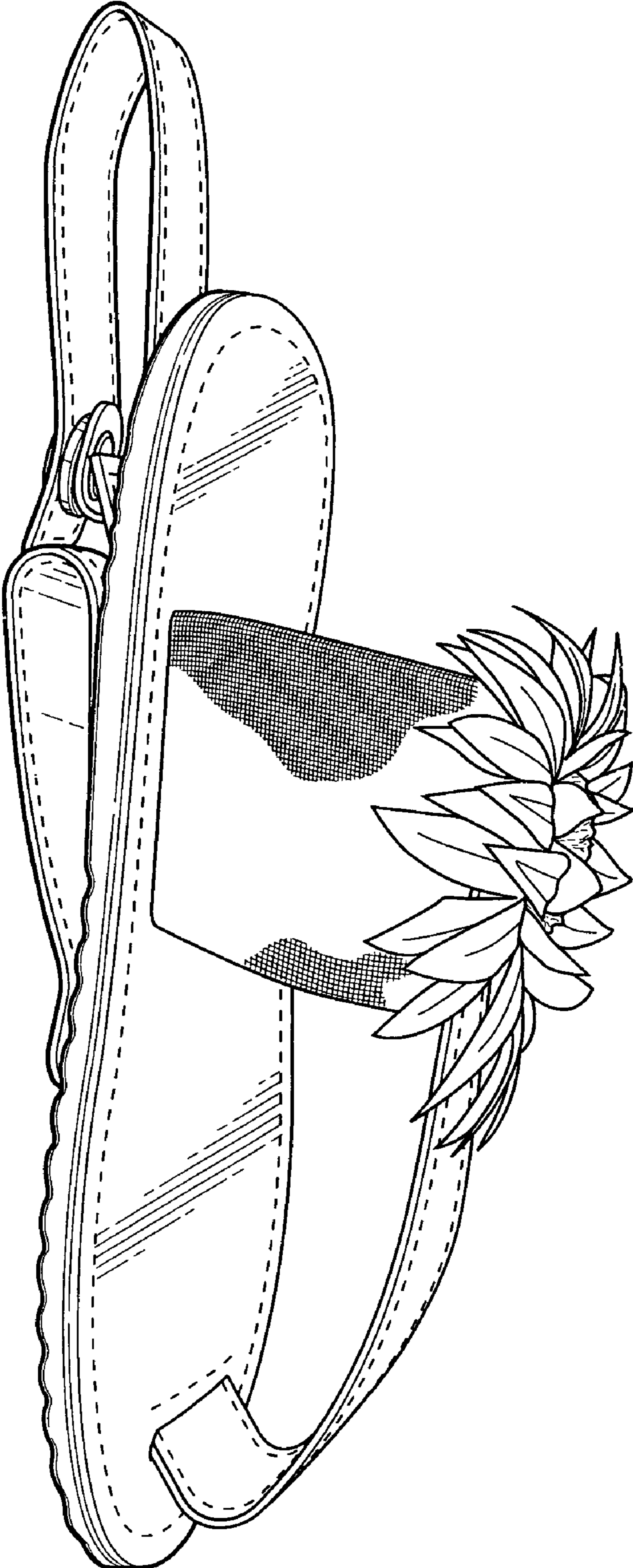


FIG - 4

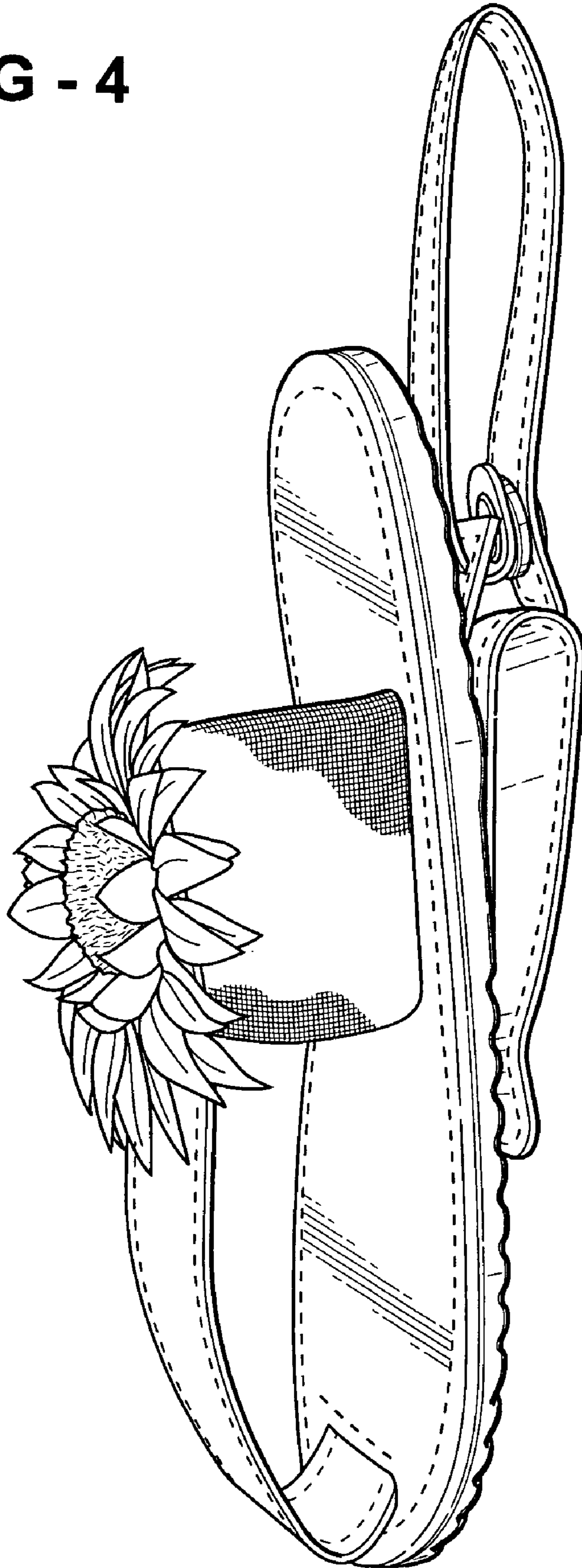


FIG - 6




FIG - 7

