



US00D553334S

(12) **United States Design Patent**  
**Belley et al.**

(10) **Patent No.:** **US D553,334 S**

(45) **Date of Patent:** **\*\* Oct. 23, 2007**

(54) **FOOTWEAR SOLE**

(75) Inventors: **Manon Belley**, Laval (CA); **Tuan N. Le**, Portland, OR (US); **Grant A. Urie**, Shelburne, VT (US)

(73) Assignee: **Wolverine World Wide, Inc.**, Rockford, MI (US)

(\*\*) Term: **14 Years**

(21) Appl. No.: **29/242,732**

(22) Filed: **Nov. 14, 2005**

(51) **LOC (8) Cl.** ..... **02-04**

(52) **U.S. Cl.** ..... **D2/955; D2/954; D2/957**

(58) **Field of Classification Search** ..... D2/897,  
D2/902, 947, 949, 951-954, 956, 957, 959,  
D2/960; 36/3 B, 22 R, 24.5, 25 R, 30 R,  
36/32 R, 67 A, 59 C

See application file for complete search history.

(56) **References Cited**

**U.S. PATENT DOCUMENTS**

D203,741 S	*	2/1966	Wakeland	.....	D2/957
D332,863 S	*	2/1993	Lucas	.....	D2/957
D351,716 S	*	10/1994	Kawasaki	.....	D2/952
D400,345 S	*	11/1998	Teaque	.....	D2/957
D424,283 S	*	5/2000	Snyder	.....	D2/908
D432,766 S	*	10/2000	von Conta	.....	D2/957
D476,142 S		6/2003	Matis		
D487,331 S	*	3/2004	Rogers et al.	.....	D2/952
D490,596 S	*	6/2004	Belley et al.	.....	D2/957
D496,525 S	*	9/2004	Dykstra	.....	D2/960
D496,779 S		10/2004	Belley et al.		
D497,706 S		11/2004	Belley et al.		
D502,595 S	*	3/2005	Sonnergren	.....	D2/955

D504,005 S		4/2005	Schoenborn et al.		
D512,553 S	*	12/2005	Robbins et al.	.....	D2/954
D518,279 S	*	4/2006	Schoenborn et al.	.....	D2/953
D530,891 S	*	10/2006	Matis et al.	.....	D2/953
D537,611 S	*	3/2007	Matis et al.	.....	D2/953

**OTHER PUBLICATIONS**

Merrell Fall 2000 Catalog, p. 27.

\* cited by examiner

*Primary Examiner*—Celia A. Murphy

(74) *Attorney, Agent, or Firm*—Warner Norcross & Judd LLP

(57) **CLAIM**

The ornamental design for footwear sole, as shown and described.

**DESCRIPTION**

FIG. 1 is a perspective view of the footwear sole embodying the new design;

FIG. 2 is a top plan view thereof;

FIG. 3 is a right side view thereof;

FIG. 4 is a left side view thereof;

FIG. 5 is a front view thereof; and,

FIG. 6 is a rear view thereof.

FIGS. 1-6 show features of an article of footwear in phantom lines. These features are shown for environmental purposes and do not form any part of the claimed design. Further, the phantom lines immediately adjacent the solid-line portions of the design form the boundary of the design, with the phantom lines forming no part of the claimed design.

**1 Claim, 4 Drawing Sheets**



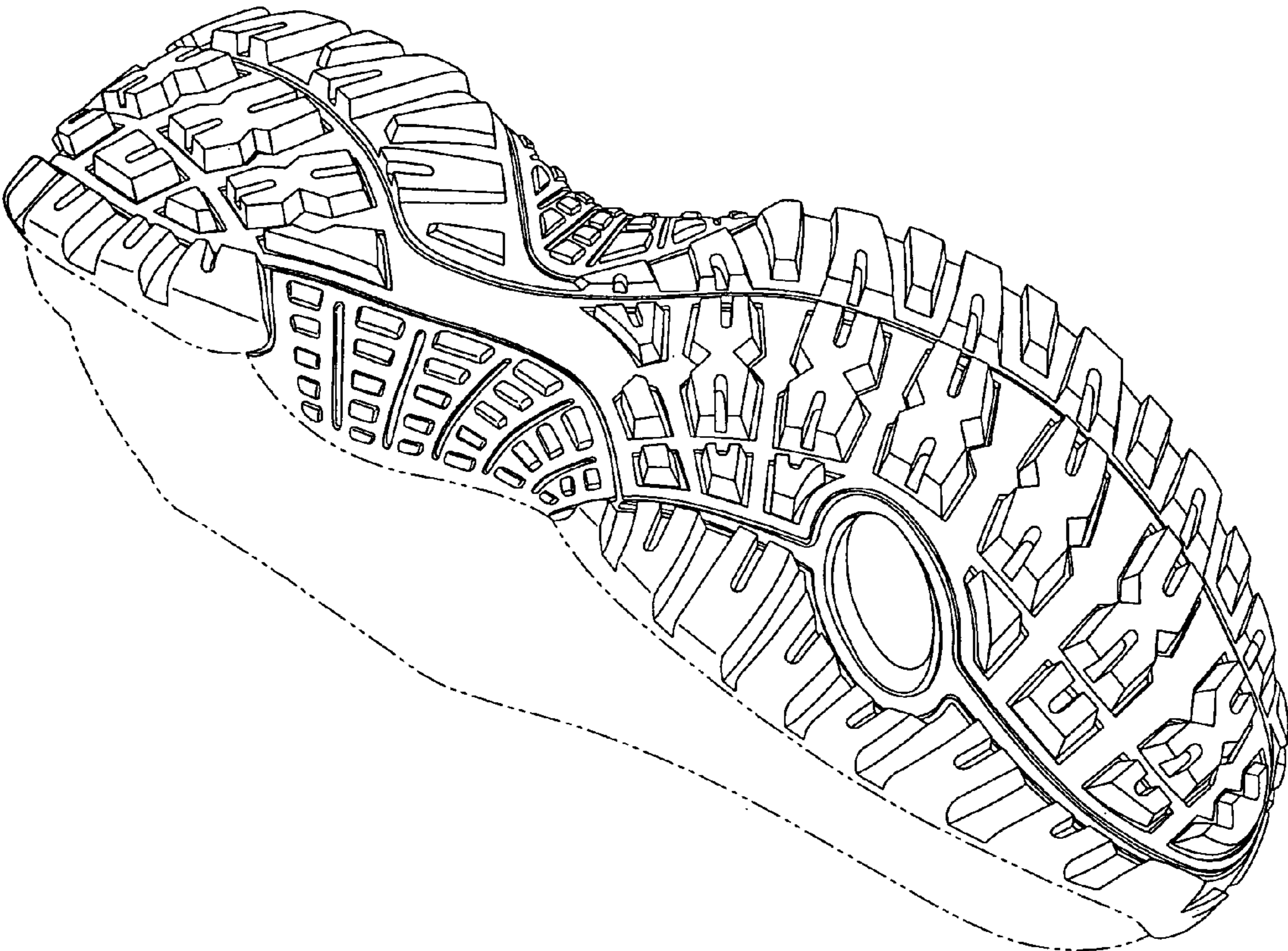


Fig. 1



Fig. 2

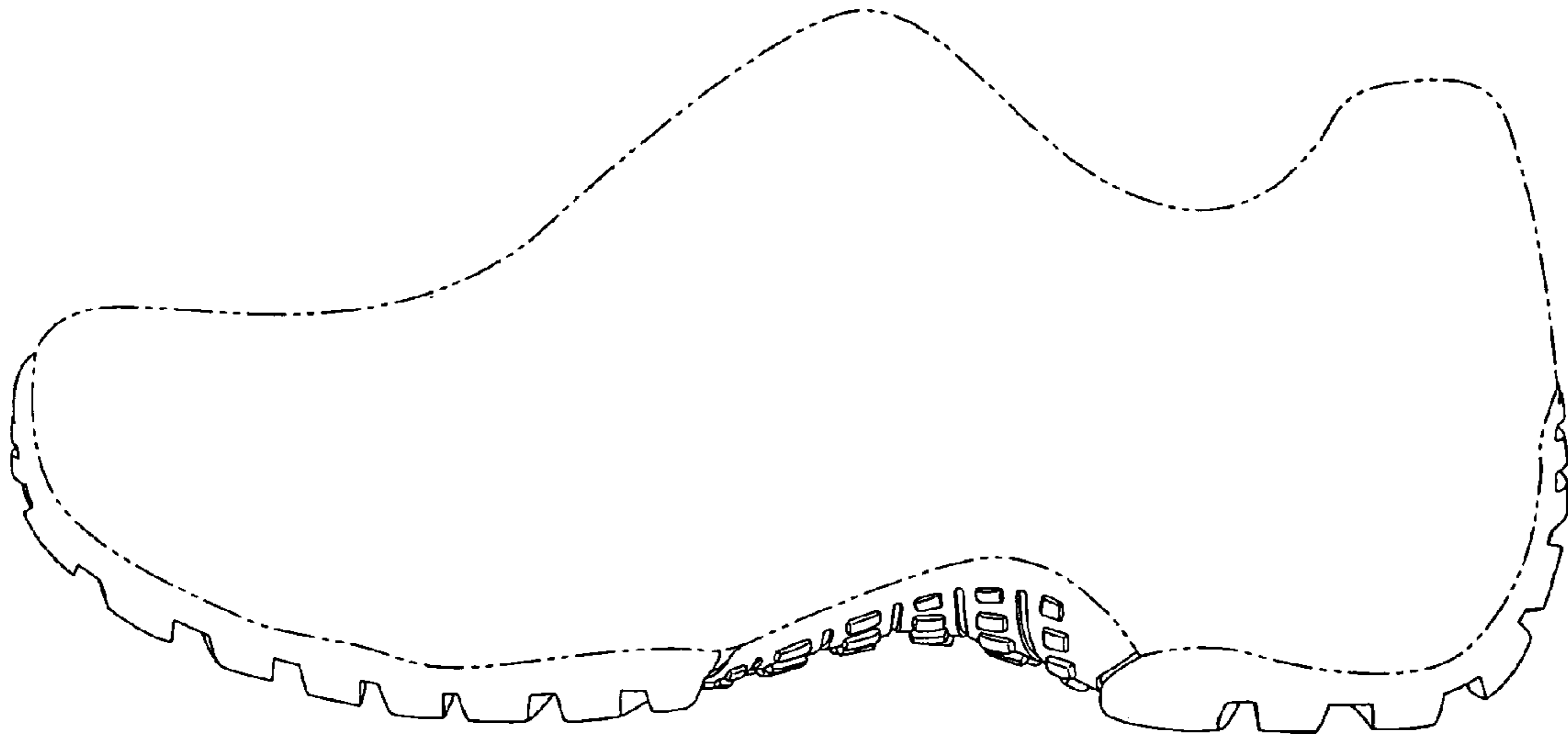


Fig. 3




Fig. 4

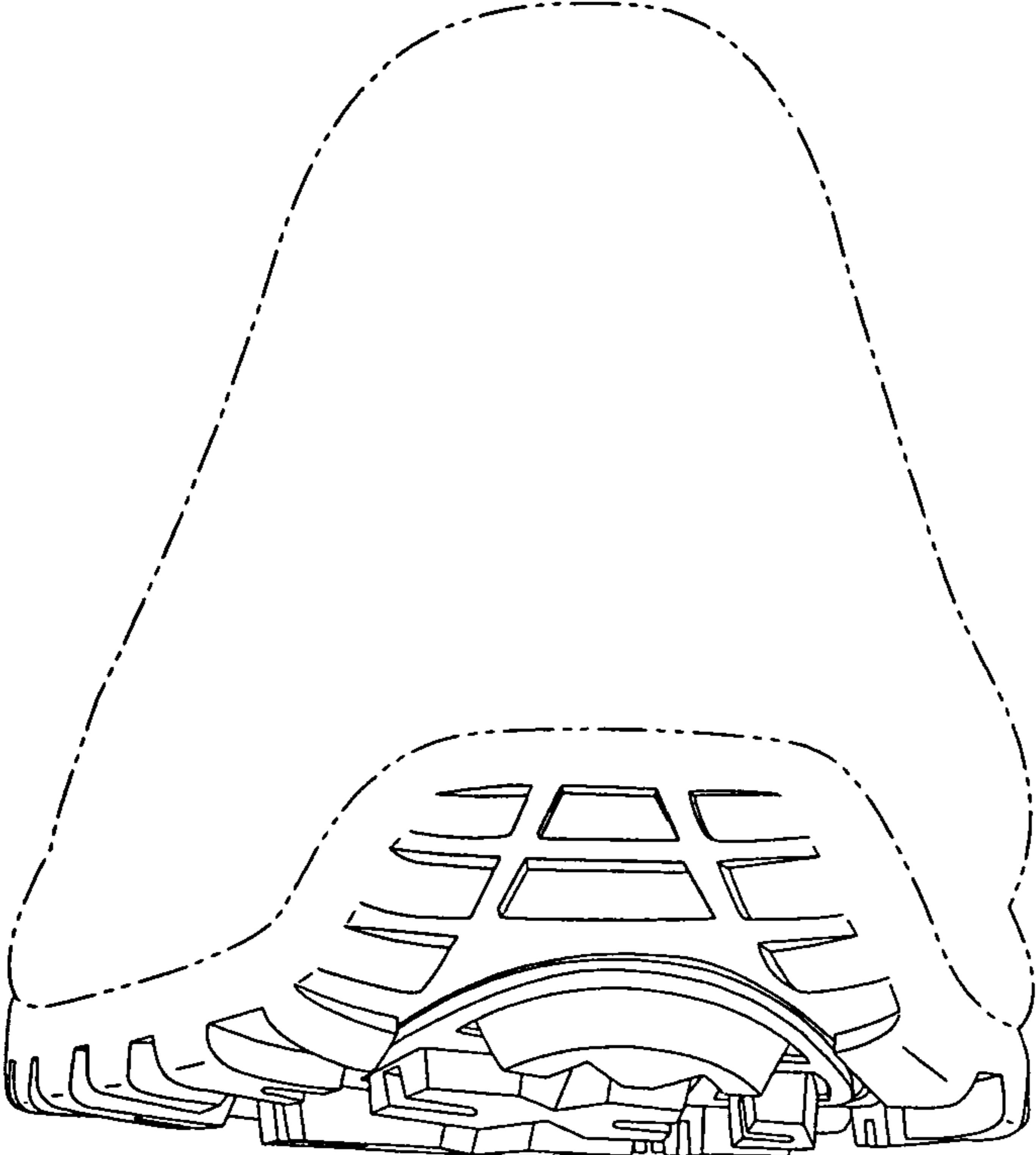


Fig. 5

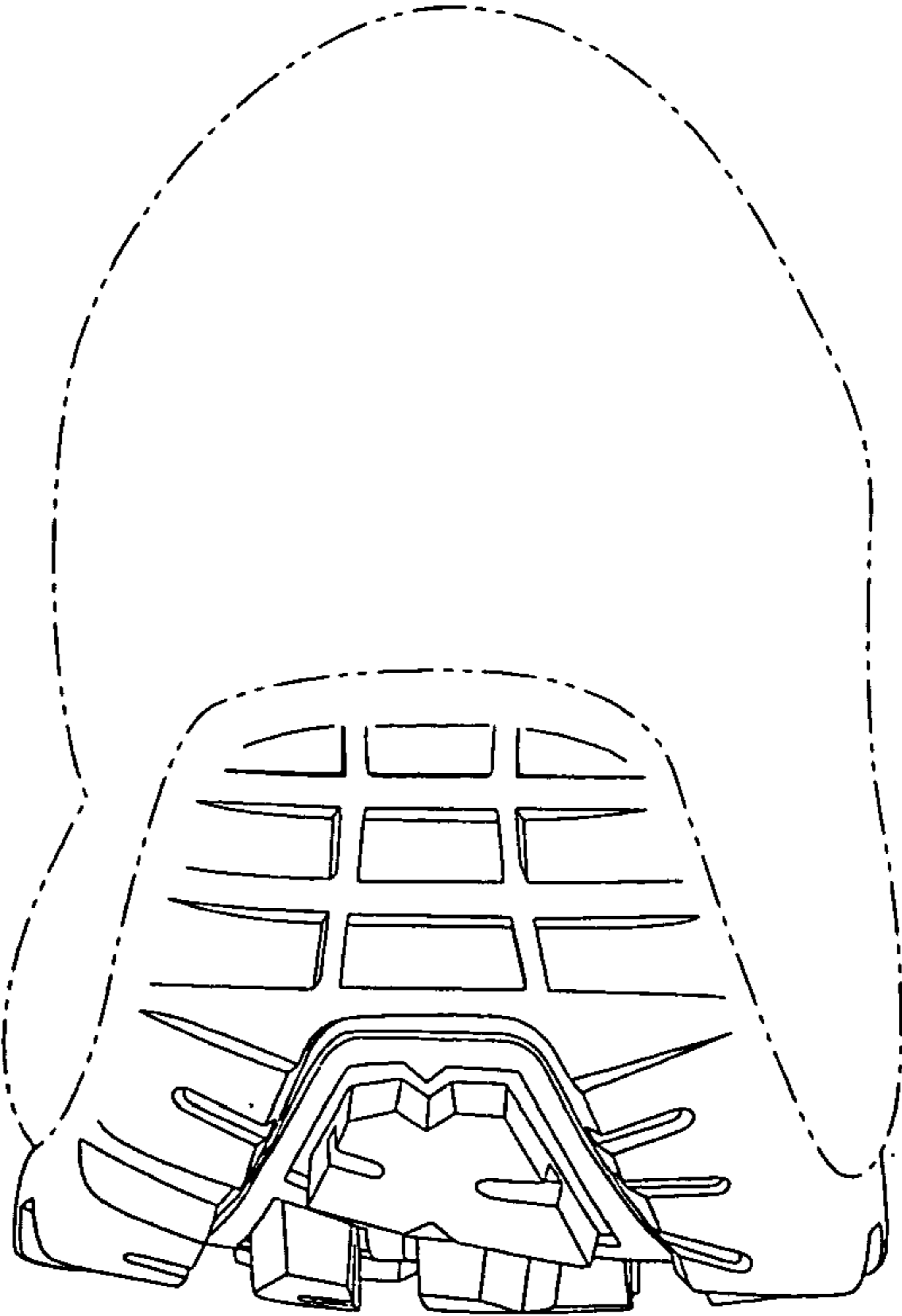


Fig. 6