



US00D553327S

(12) **United States Design Patent**
Schiapelli

(10) **Patent No.:** **US D553,327 S**

(45) **Date of Patent:** **** Oct. 23, 2007**

(54) **GLOVE**

(76) Inventor: **Patricia Schiapelli**, 618 Shasta La.,
Costa Mesa, CA (US) 92626

(**) Term: **14 Years**

(21) Appl. No.: **29/263,663**

(22) Filed: **Jul. 27, 2006**

(51) **LOC (8) Cl.** **02-06**

(52) **U.S. Cl.** **D2/613**

(58) **Field of Classification Search** D2/610,
D2/614, 622-623; D29/113, 118-119, 123;
2/1, 455, 16, 158, 908, 917; D28/63; D32/40,
D32/43; 15/227; D4/134; D20/33

See application file for complete search history.

(56) **References Cited**

U.S. PATENT DOCUMENTS

D10,260 S *	9/1877	Hicks	D19/42
889,397 A *	6/1908	O'Shaughnessy	2/159
D59,611 S	11/1921	Taylor		
D83,107 S *	1/1931	Jaeger	D11/108
D96,293 S *	7/1935	Ball	D3/322
2,043,358 A *	6/1936	Swanstrom	168/13
D120,403 S	5/1940	Fuchs		
D121,140 S	6/1940	Hacker		
D121,208 S *	6/1940	Katz	D11/8
D130,943 S *	12/1941	Dawer	D11/7
D138,955 S *	10/1944	Hobe	D11/7
D150,566 S *	8/1948	Grefe	D11/8
D156,220 S *	11/1949	de Cicco	D11/44
D162,028 S	2/1951	Higier		
D163,519 S	6/1951	Higier		
2,783,759 A *	3/1957	Hill	128/879
D186,854 S *	12/1959	Nelson	D11/82
D200,998 S	5/1965	Florea		
D221,472 S *	8/1971	Wolfe	D11/83
D247,887 S *	5/1978	Krecic	D11/82
D254,177 S *	2/1980	Corcoran et al.	D2/917
D266,912 S *	11/1982	Barr	D11/79
D269,863 S *	7/1983	Meyer	D11/83

4,519,781 A *	5/1985	Boyd	434/156
D331,834 S *	12/1992	Wallace	D2/619
D334,658 S *	4/1993	Ivie	D2/619
D375,397 S	11/1996	Morency		
D412,680 S *	8/1999	Philipson et al.	D11/8
D463,311 S *	9/2002	Shin	D11/79
6,872,119 B2 *	3/2005	Brink	450/86
D511,708 S *	11/2005	Steshik	D11/82
D517,746 S	3/2006	Gruber		
7,131,743 B2 *	11/2006	Leason et al.	362/104
2007/0028341 A1 *	2/2007	Smith	2/16

OTHER PUBLICATIONS

Rio Grande jewelry catalog, Jul. 2004: p. 498, items A ballet shoes and B ballerina; p. 506, items F seahorse, H crab and K sea shell; p. 508 items D purse and U pump.*

* cited by examiner

Primary Examiner—Robert A. Delehanty

(74) *Attorney, Agent, or Firm*—Knobbe, Martens, Olson & Bear LLP

(57) **CLAIM**

The ornamental design for a glove.

DESCRIPTION

FIG. 1 is a front perspective view of the glove showing my new design;

FIG. 2 is a front elevational view of the glove of FIG. 1;

FIG. 3 is a rear elevational view of the glove of FIG. 1;

FIG. 4 is a right-side elevational view of the glove of FIG. 1;

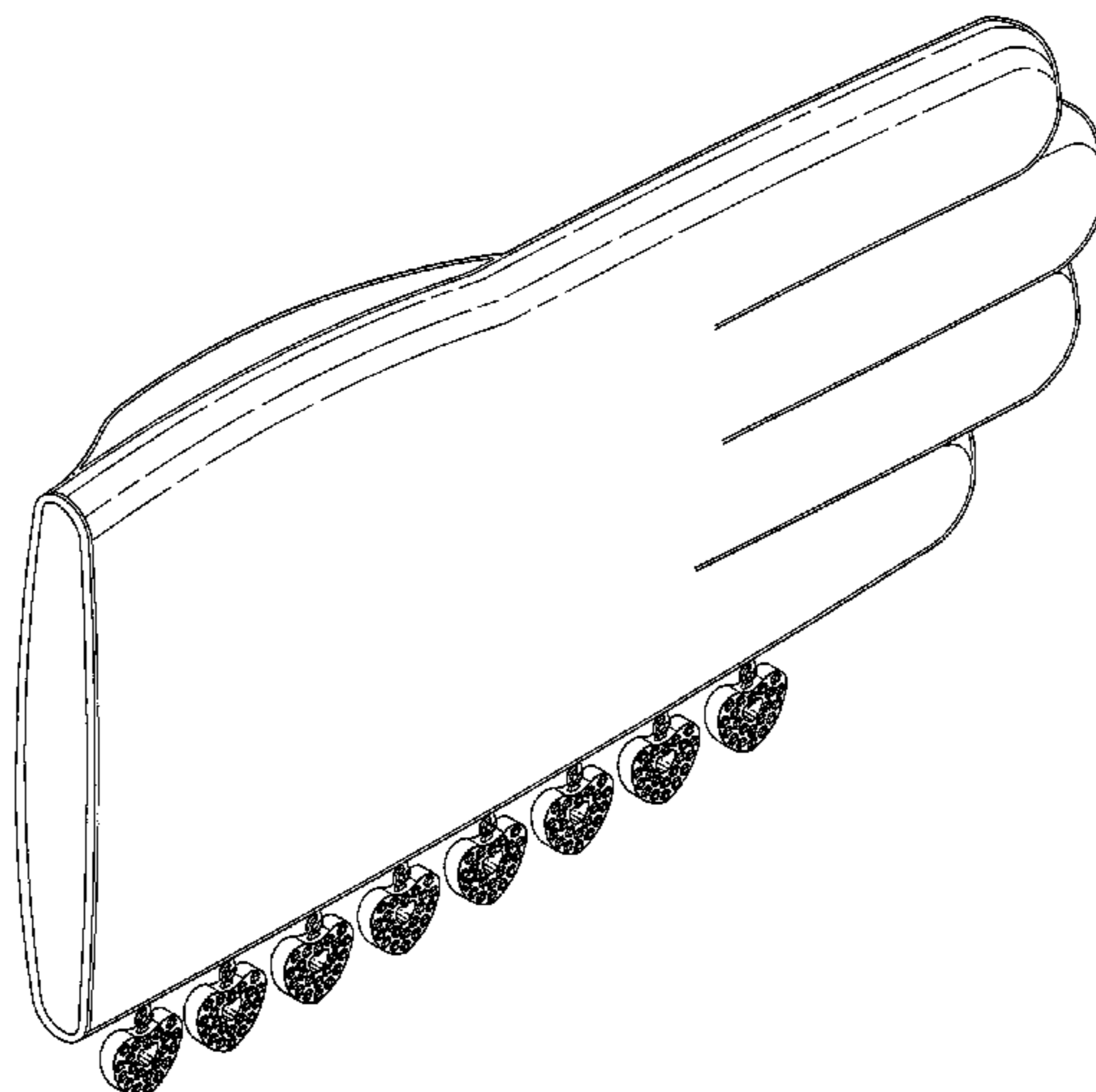
FIG. 5 is a left elevational view of the glove of FIG. 1;

FIG. 6 is a bottom plan view of the glove of FIG. 1;

FIG. 7 is a top plan view of the glove of FIG. 1; and,

FIG. 8 is a front elevational view of another embodiment of the glove of FIGS. 1-7.

1 Claim, 8 Drawing Sheets



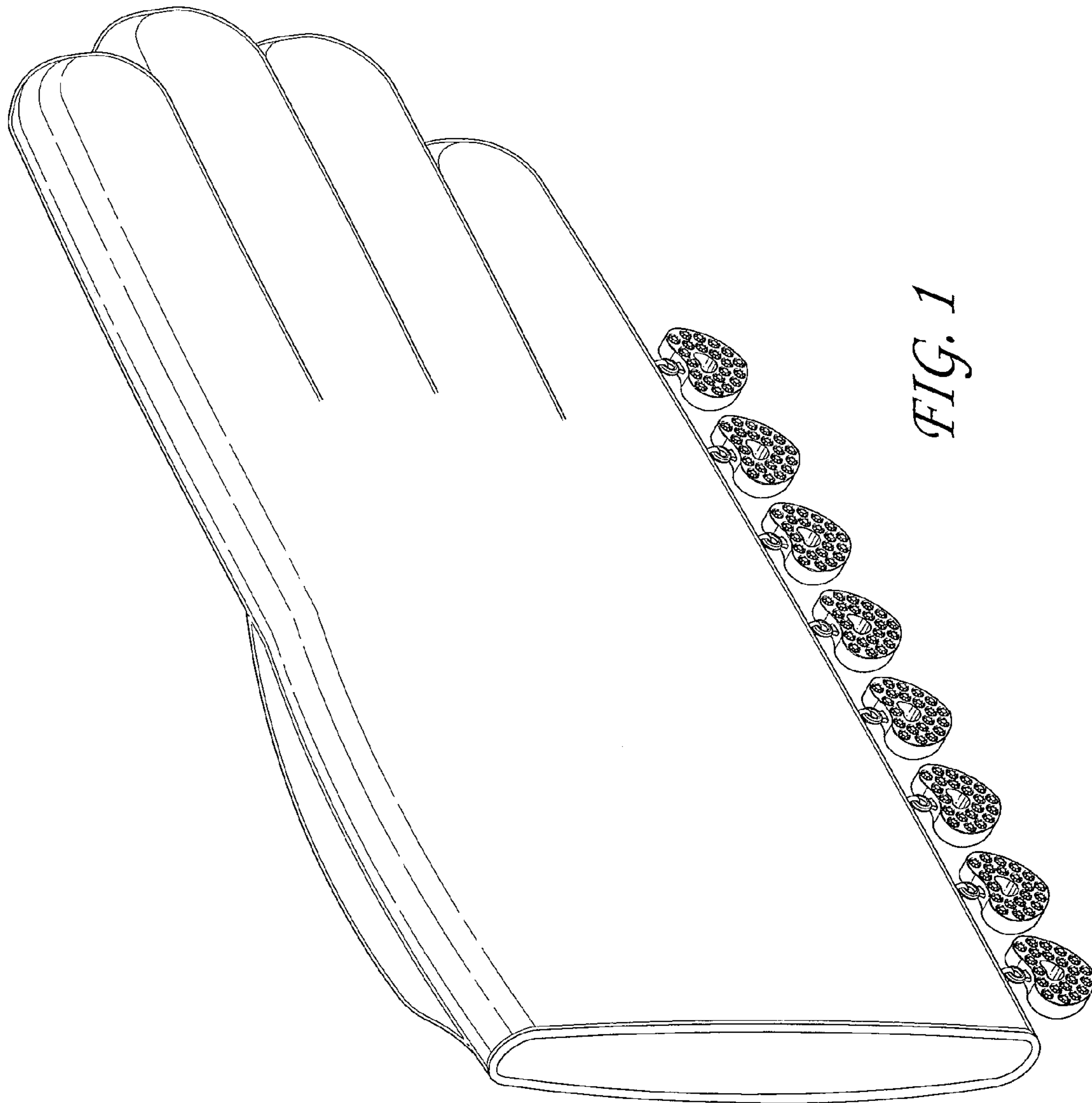


FIG. 1

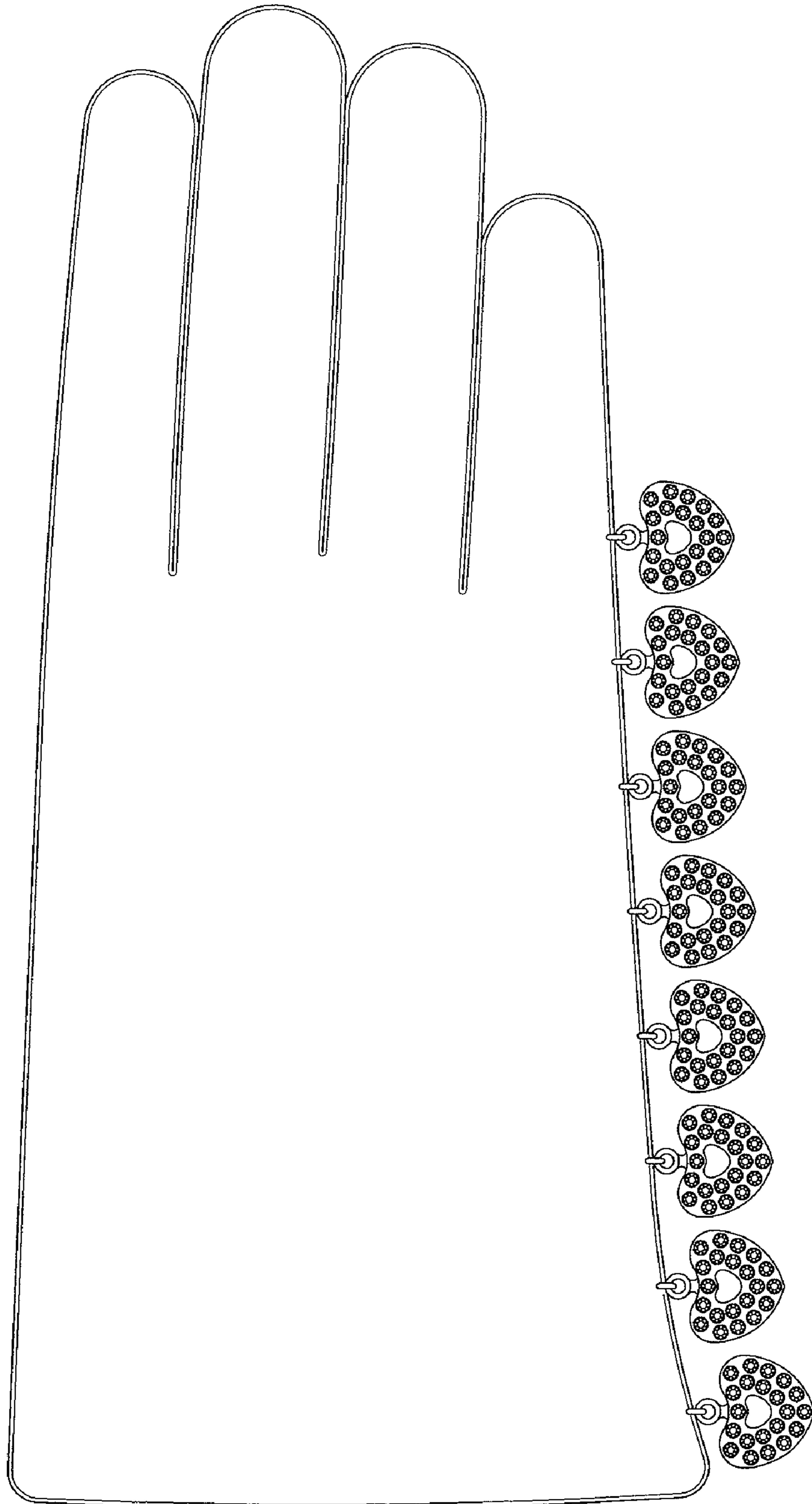


FIG. 2

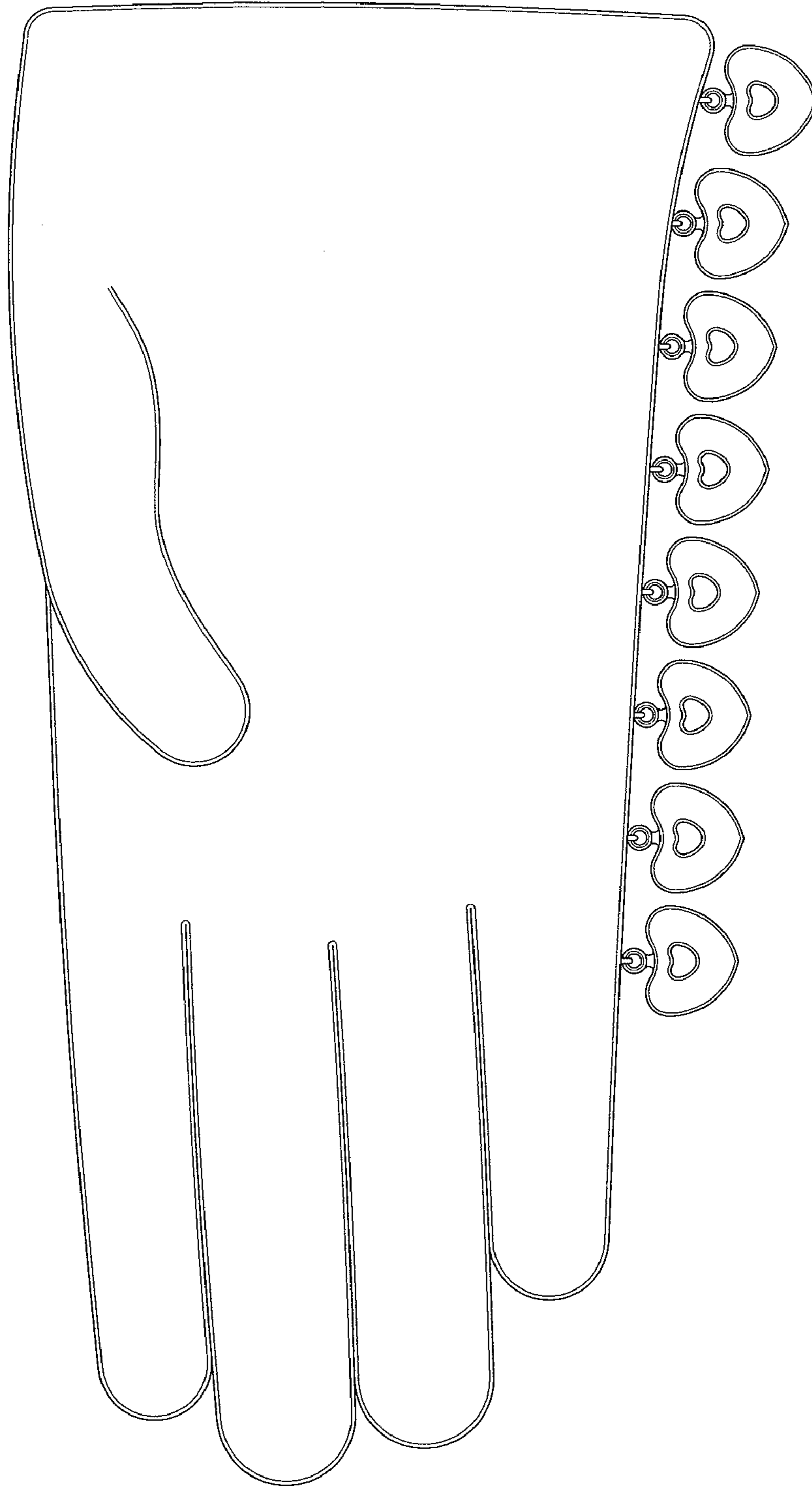


FIG. 3

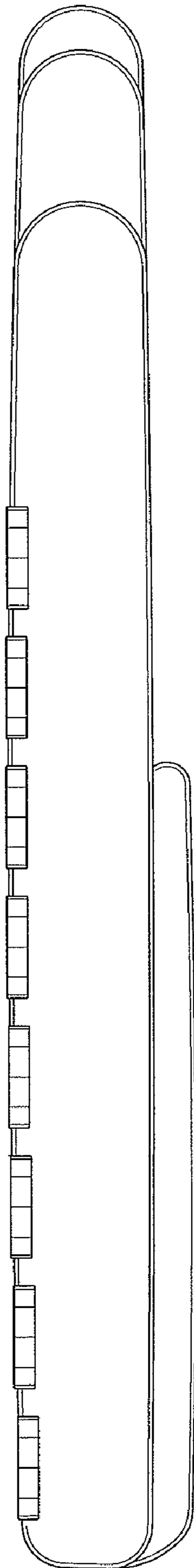


FIG. 4

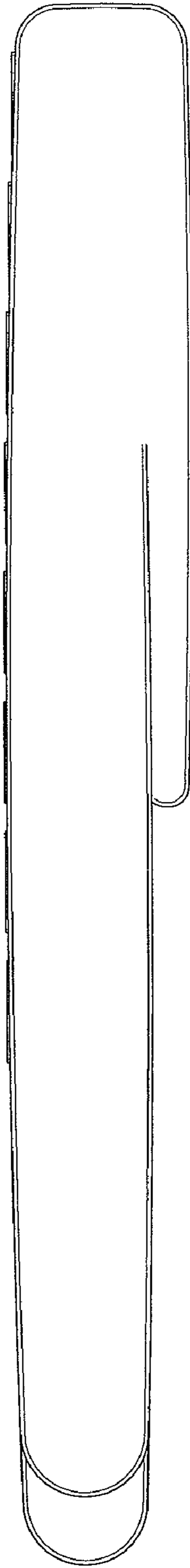


FIG. 5

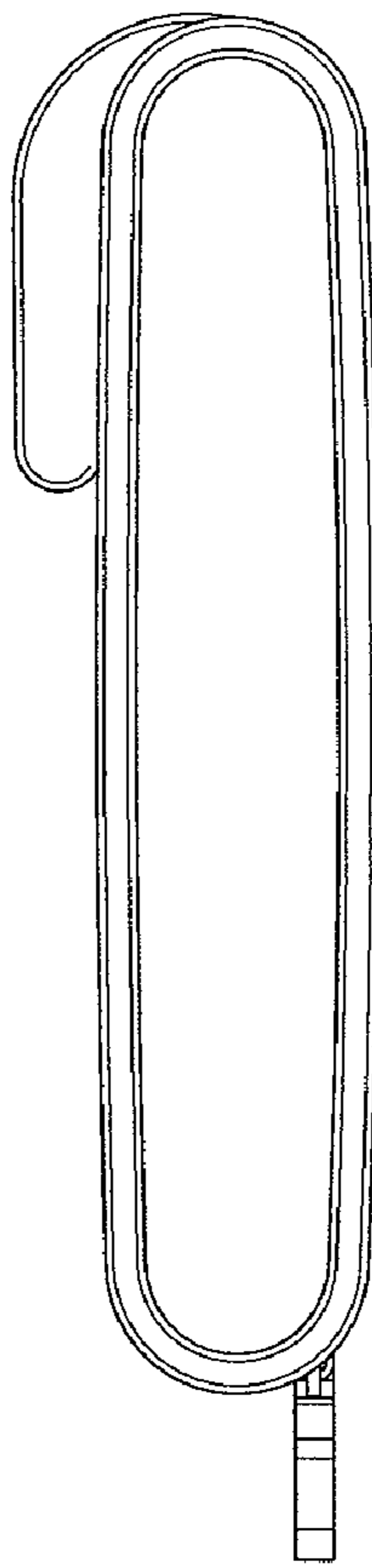


FIG. 6

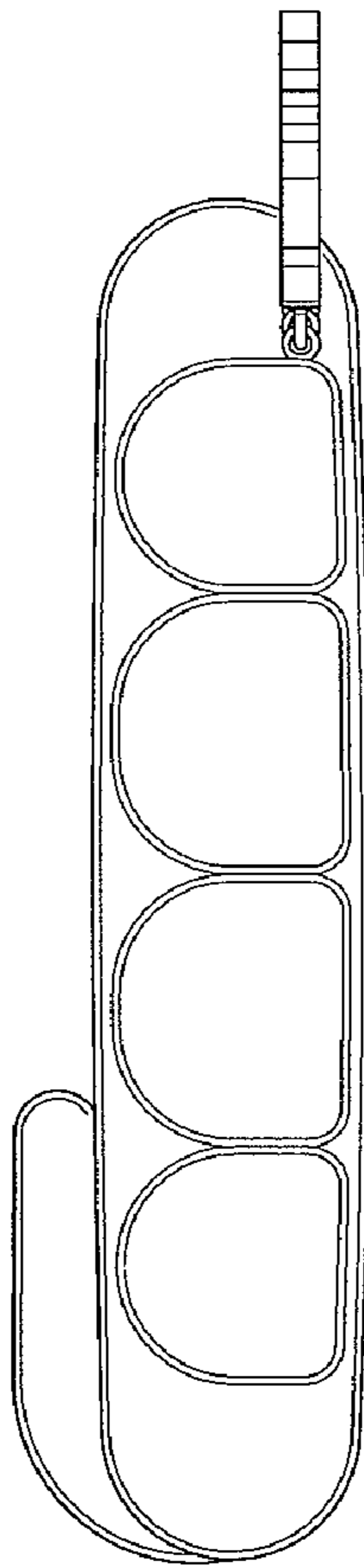


FIG. 7

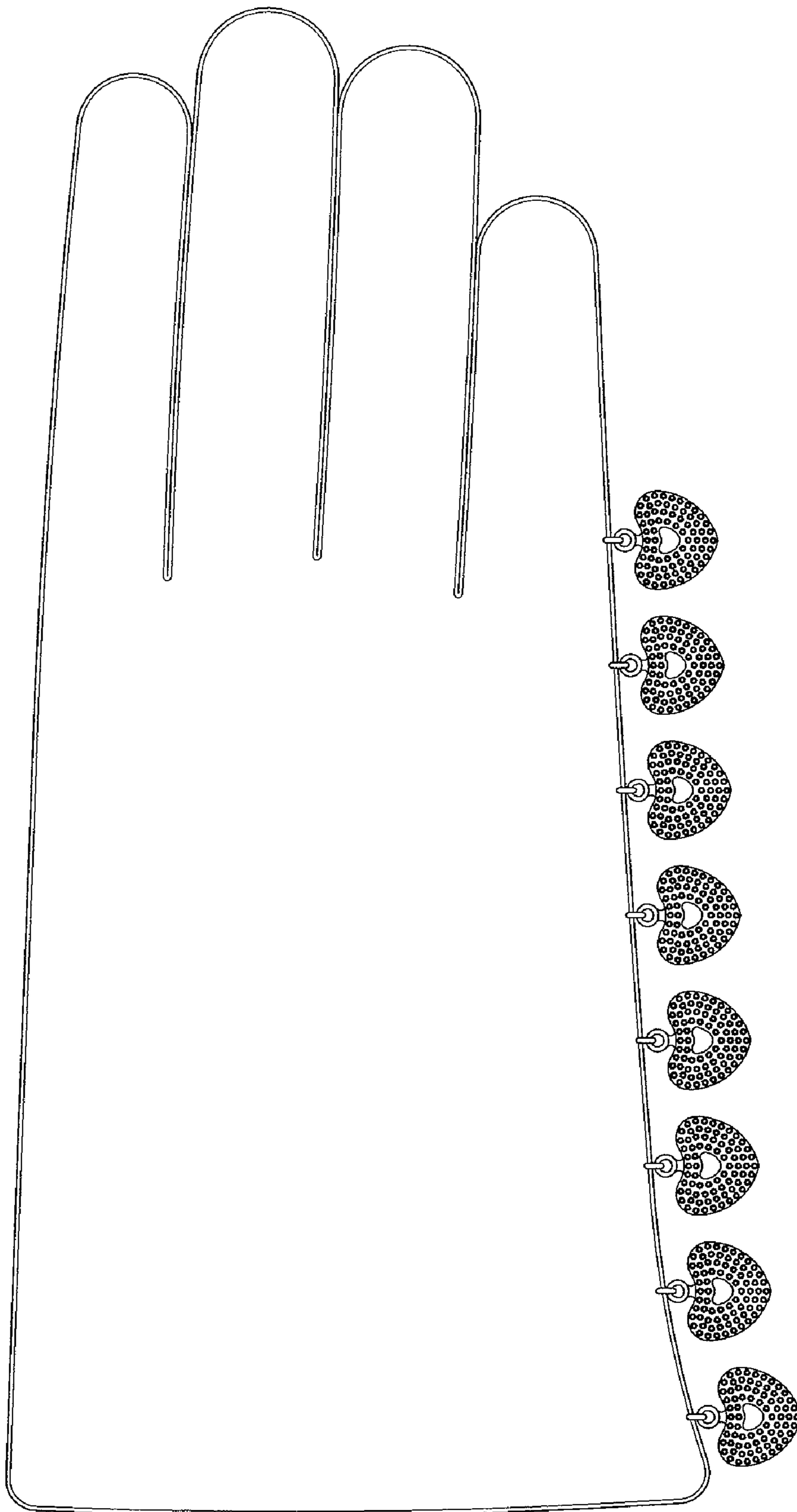


FIG. 8