



US00D553316S

(12) **United States Design Patent**  
**Poizeau et al.**

(10) **Patent No.:** **US D553,316 S**

(45) **Date of Patent:** **\*\* Oct. 16, 2007**

(54) **CLEANING PAD**

(75) Inventors: **Elisabeth Poizeau**, Cergy (FR); **Herve Thomasset**, Cedex (FR)

(73) Assignee: **3M Innovative Properties Company**,  
St. Paul, MN (US)

(\*\*) Term: **14 Years**

(21) Appl. No.: **29/212,062**

(22) Filed: **Aug. 26, 2004**

(30) **Foreign Application Priority Data**

Mar. 3, 2004 (EM) ..... 000145008

(51) **LOC (8) Cl.** ..... **07-05**

(52) **U.S. Cl.** ..... **D32/40**

(58) **Field of Classification Search** ..... D4/120,  
D4/137; D32/35, 40, 42, 46; 15/209.1, 210.1,  
15/210.5, 244.1, 244.3, 244.4, 229.11, 229.12,  
15/104.93, 104.94, 118, 208, 223; 451/533,  
451/534, 537, 539, 523; 401/6, 196  
See application file for complete search history.

(56) **References Cited**

**U.S. PATENT DOCUMENTS**

1,522,435 A \* 1/1925 Friedberg ..... 401/6  
4,457,643 A \* 7/1984 Caniglia ..... 401/201  
D379,698 S \* 6/1997 Freudenberg et al. .... D32/40

D392,433 S \* 3/1998 Norris ..... D32/45  
6,094,766 A \* 8/2000 Nash et al. .... 15/104.93  
D462,818 S \* 9/2002 Haro ..... D32/40  
D464,472 S \* 10/2002 Haro ..... D32/40  
6,485,822 B1 \* 11/2002 Osiecki et al. .... 428/316.6  
D473,027 S \* 4/2003 Pecaut ..... D32/40  
D518,260 S \* 3/2006 Aubourg et al. .... D32/40  
2004/0244132 A1 \* 12/2004 Ouellette et al. .... 15/227  
2005/0273958 A1 \* 12/2005 Dillon ..... 15/104.93

\* cited by examiner

*Primary Examiner*—Alan P. Douglas

*Assistant Examiner*—Barbara Fox

(74) *Attorney, Agent, or Firm*—Trisha D. Adamson

(57) **CLAIM**

The ornamental design for a cleaning pad, as shown and described.

**DESCRIPTION**

FIG. 1 is a perspective view of a cleaning pad showing the new design;

FIG. 2 is a top view thereof;

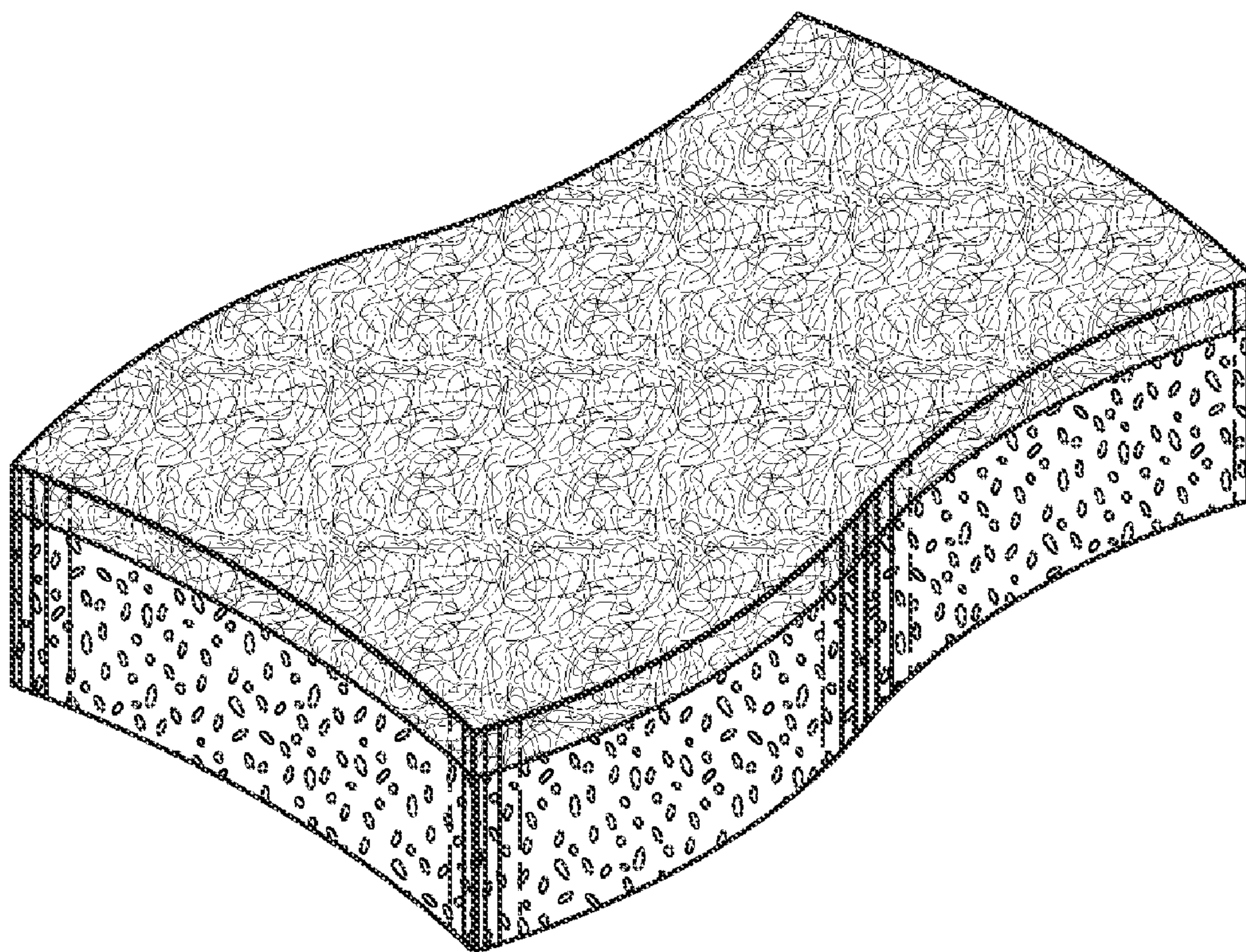
FIG. 3 is a bottom view thereof;

FIG. 4 is a side view thereof, the other side thereof being a mirror image;

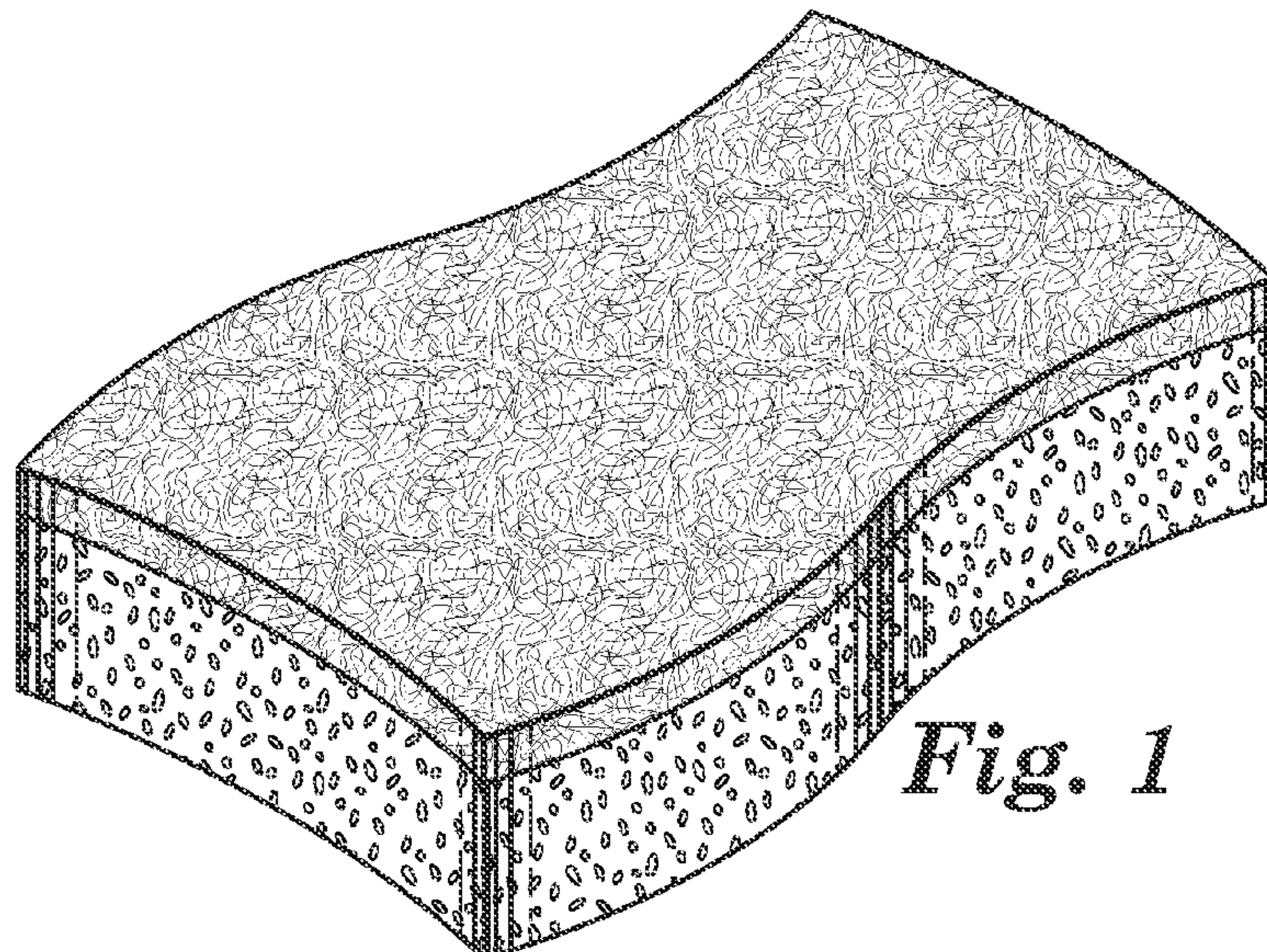
FIG. 5 is a front view thereof; and,

FIG. 6 is a rear view thereof.

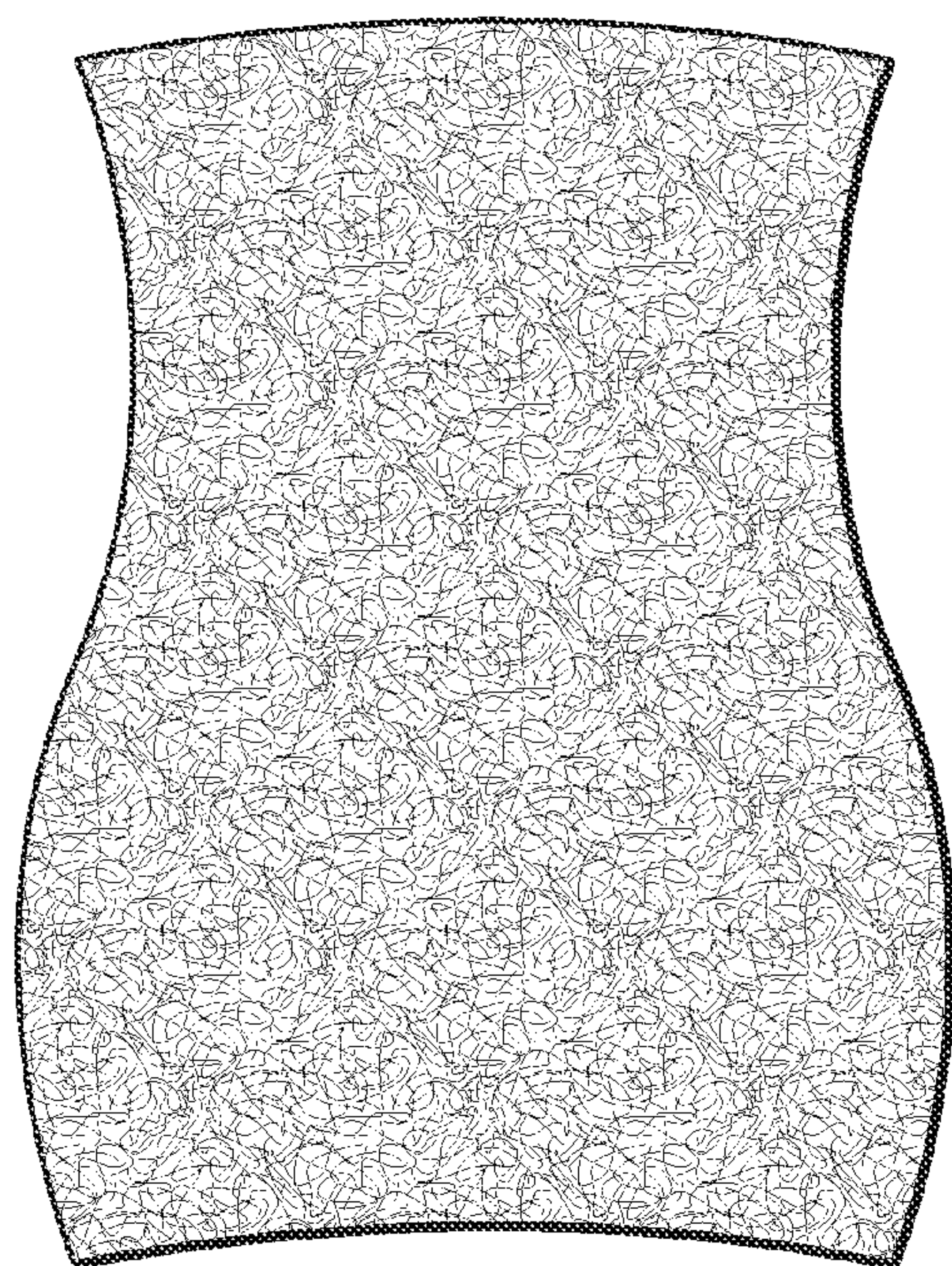
**1 Claim, 2 Drawing Sheets**








*Fig. 1*

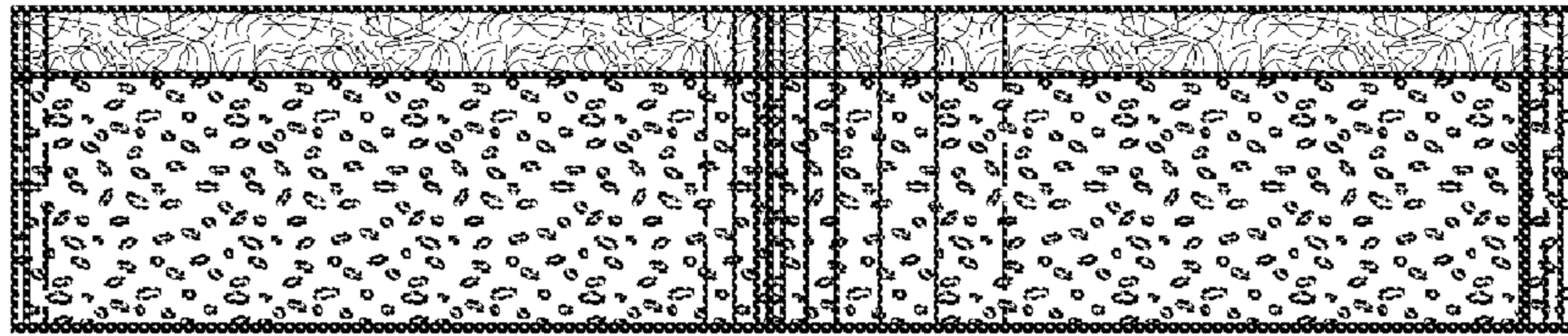


*Fig. 2*




*Fig. 3*






*Fig. 4*



*Fig. 5*



*Fig. 6*