



US00D553302S

(12) **United States Design Patent**
Wiens

(10) **Patent No.:** **US D553,302 S**

(45) **Date of Patent:** **** Oct. 16, 2007**

(54) **LEG SHIELD**

(76) **Inventor:** **Joel J. Wiens**, 10570 202nd St. West,
Lakeville, MN (US) 55044

(**) **Term:** **14 Years**

(21) **Appl. No.:** **29/240,753**

(22) **Filed:** **Oct. 19, 2005**

Related U.S. Application Data

(63) Continuation of application No. 11/235,658, filed on
Sep. 26, 2005.

(51) **LOC (8) Cl.** **02-04**

(52) **U.S. Cl.** **D29/120.1**

(58) **Field of Classification Search** D29/100,
D29/120.1, 122; D24/190, 192; 2/22-24,
2/62, 227, 267, 455, 911; 602/60-62
See application file for complete search history.

(56) **References Cited**

U.S. PATENT DOCUMENTS

147,573	A *	2/1874	Richards	2/120
759,833	A	5/1904	Stall		
1,478,184	A *	12/1923	Stall	2/23
1,532,267	A *	4/1925	Rosenberg	2/102
1,607,032	A *	11/1926	Whitley	2/22
1,772,922	A *	8/1930	Volz	2/22
1,772,923	A *	8/1930	Volz	2/22
2,561,872	A *	7/1951	Krinick	2/24
2,785,407	A *	3/1957	Reeder	2/22
4,035,844	A	7/1977	Atack et al.		
D269,134	S *	5/1983	Buring et al.	D29/120.1
D284,038	S *	6/1986	Eghamn et al.	D29/120.1
D310,278	S *	8/1990	Quinlan	D29/120.1
D311,977	S *	11/1990	Eghamn	D29/120.1
5,105,473	A *	4/1992	Valtakari	2/461
5,134,726	A	8/1992	Ross		
5,377,693	A	1/1995	Loper et al.		
5,405,312	A *	4/1995	Jacobs	602/5

D381,131	S *	7/1997	Duback et al.	D29/120.1
5,671,478	A *	9/1997	Yen	2/22
5,717,996	A *	2/1998	Feldmann	2/22
5,781,935	A *	7/1998	Bassett et al.	2/455
5,943,695	A *	8/1999	Yen	2/22
6,134,720	A *	10/2000	Foreman	2/455
6,156,000	A *	12/2000	Chen et al.	602/62
6,161,222	A	12/2000	Strickland et al.		
6,269,485	B1 *	8/2001	Foreman	2/22
6,298,484	B1 *	10/2001	Beckman	2/22
6,305,031	B1 *	10/2001	White	2/455
D459,838	S *	7/2002	Parkins	D29/121.1
6,415,441	B1 *	7/2002	Nelson	2/22
2002/0020000	A1 *	2/2002	Garcia	2/23
2002/0188997	A1 *	12/2002	Lyden	2/22
2003/0088900	A1 *	5/2003	Cho	2/22
2004/0083527	A1 *	5/2004	Budda	2/22
2005/0246812	A1 *	11/2005	Bevier	2/22
2006/0179545	A1 *	8/2006	Arensdorf et al.	2/227

* cited by examiner

Primary Examiner—T. Chase Nelson

Assistant Examiner—Karen Acker

(74) *Attorney, Agent, or Firm*—Richard John Bartz

(57) **CLAIM**

The ornamental design for the leg shield, as shown and described.

DESCRIPTION

FIG. 1 is a front elevational view of a leg shield showing my new design;

FIG. 2 is a side elevational view thereof;

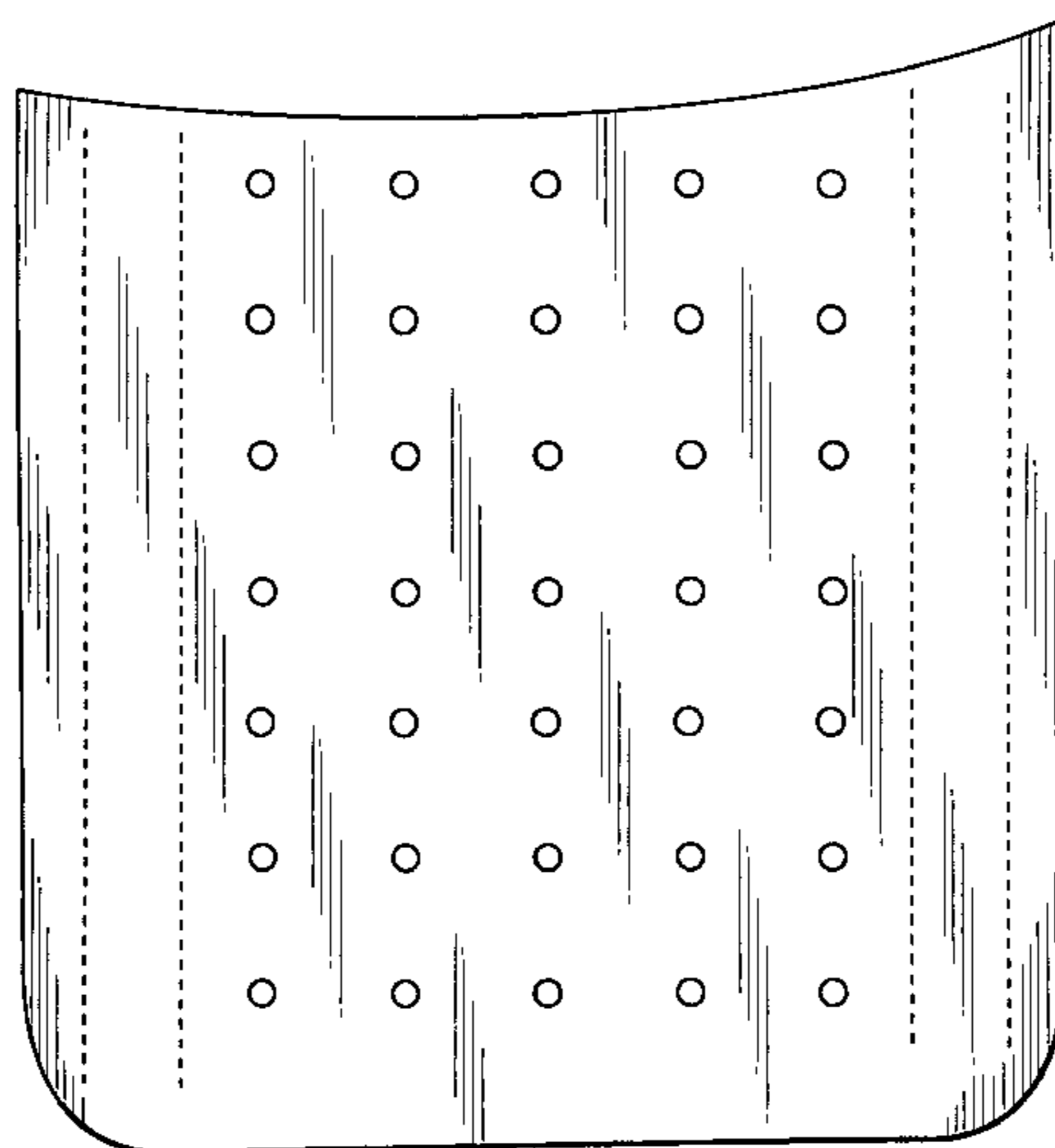
FIG. 3 is a bottom plan view thereof;

FIG. 4 is a top plan view thereof; and,

FIG. 5 is a rear elevational view thereof.

The vertical intermittent lines in FIGS. 1 and 5 represent stitching and form part of the claimed design.

1 Claim, 2 Drawing Sheets



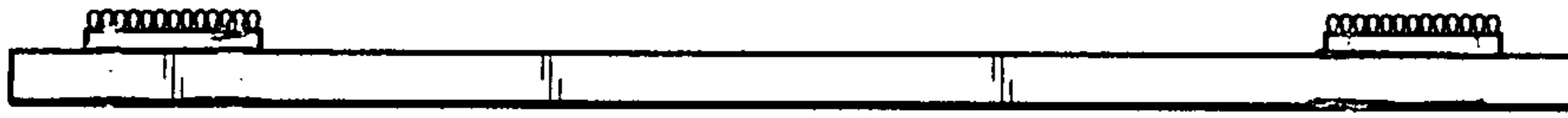


FIG. 3

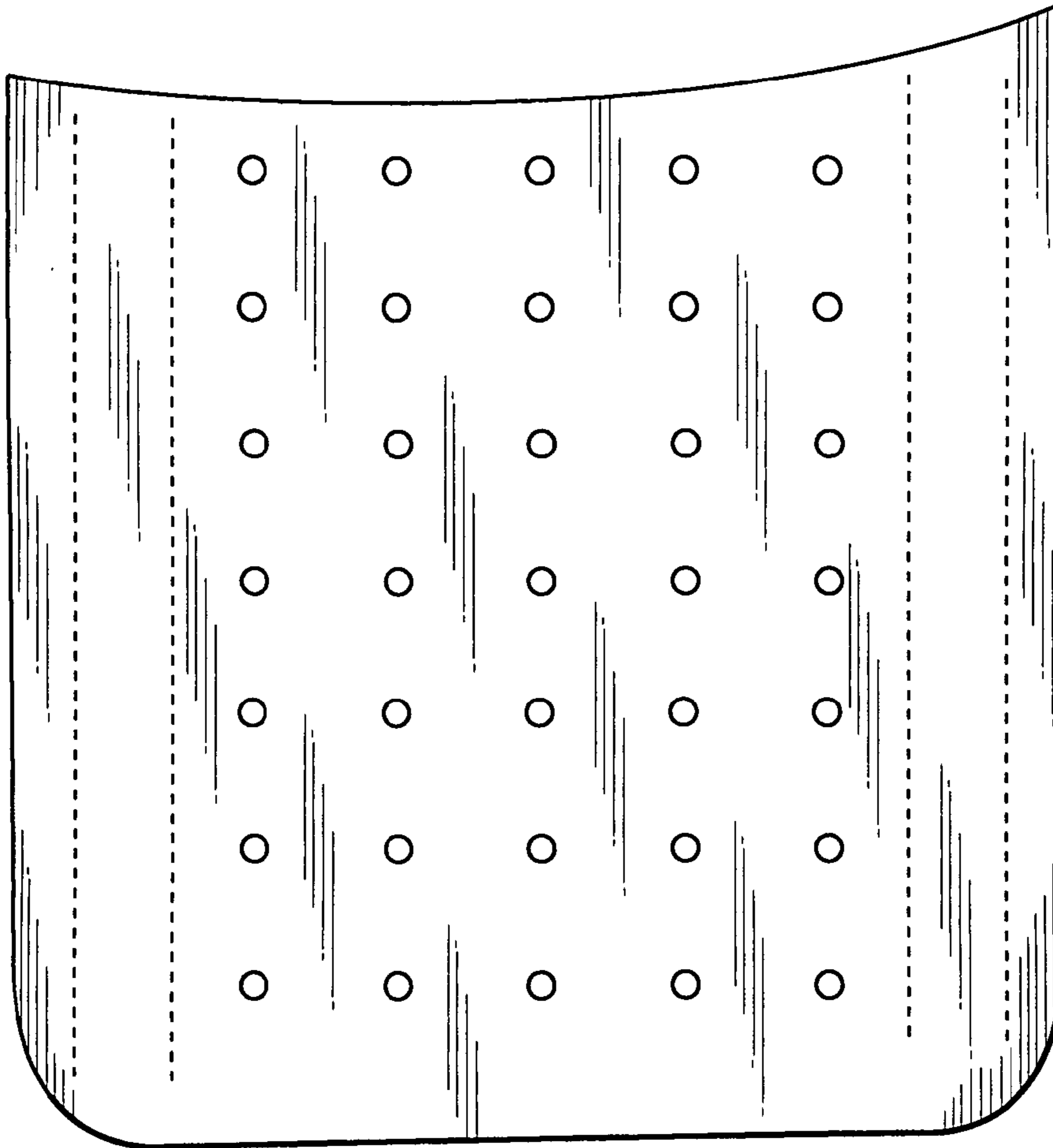


FIG. 1



FIG. 2

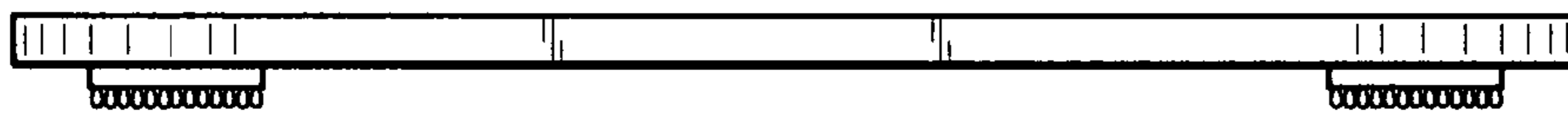


FIG. 4

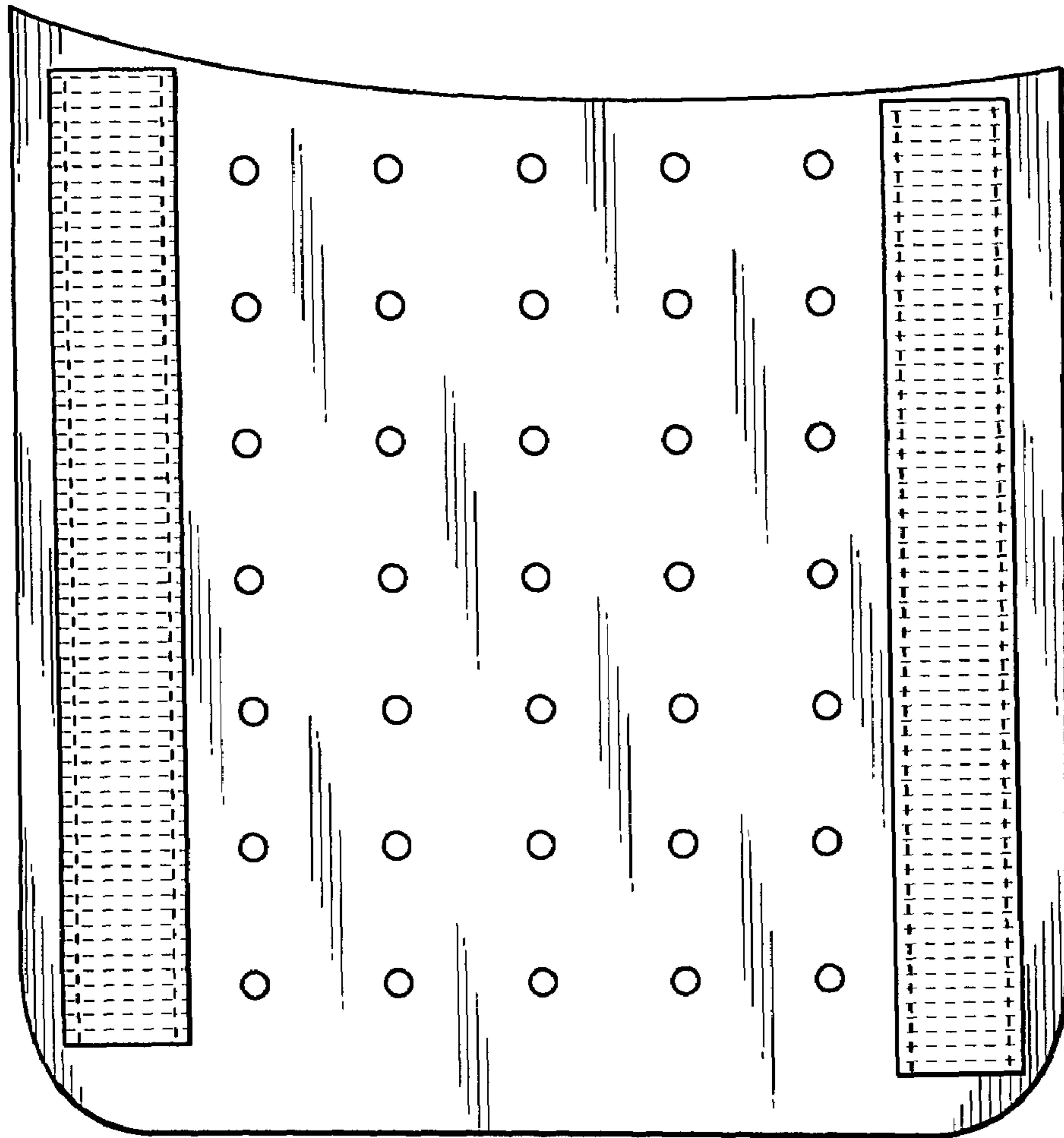


FIG. 5