



US00D553300S

(12) **United States Design Patent**
Navarra

(10) **Patent No.:** **US D553,300 S**

(45) **Date of Patent:** **** Oct. 16, 2007**

(54) **PROTECTIVE HELMET**

(75) Inventor: **Alvaro Navarra**, Anderlues (BE)

(73) Assignee: **Cross HM S.A.**, Mont-St-Guibert (BE)

(**) Term: **14 Years**

(21) Appl. No.: **29/257,286**

(22) Filed: **Apr. 3, 2006**

(30) **Foreign Application Priority Data**

Oct. 17, 2005 (EM) 000417654-0001

(51) **LOC (8) Cl.** **29-02**

(52) **U.S. Cl.** **D29/102**

(58) **Field of Classification Search** D29/102-107,
D29/109-110, 122; 2/410-412, 414, 416,
2/418-420, 423-425, 10, 12, 195.1, 195.7,
2/6.2-6.4

See application file for complete search history.

(56) **References Cited**

U.S. PATENT DOCUMENTS

D437,092 S *	1/2001	Ho	D29/102
D481,172 S *	10/2003	Ho	D29/102
D495,835 S *	9/2004	Ho	D29/102
D495,836 S *	9/2004	Fang	D29/102
D516,751 S *	3/2006	Ho	D29/102

D516,752 S *	3/2006	Ho	D29/102
D517,739 S *	3/2006	Ho	D29/102
D534,691 S *	1/2007	Chen	D29/102
D536,832 S *	2/2007	Ho	D29/102
D540,490 S *	4/2007	Grepper et al.	D29/102

* cited by examiner

Primary Examiner—Ruth McInroy

(74) *Attorney, Agent, or Firm*—Modiano & Associati;
Daniel J. O'Byrne

(57) **CLAIM**

I claim the ornamental design for a protective helmet, as shown and described.

DESCRIPTION

FIG. 1 is a perspective view of a protective helmet showing my new design;

FIG. 2 is a rear perspective view thereof;

FIG. 3 is a side elevation view thereof, the opposite side being a mirror image;

FIG. 4 is a front elevation view thereof;

FIG. 5 is a rear elevation view thereof;

FIG. 6 is a top plan view thereof; and,

FIG. 7 is a bottom plan view thereof.

1 Claim, 7 Drawing Sheets

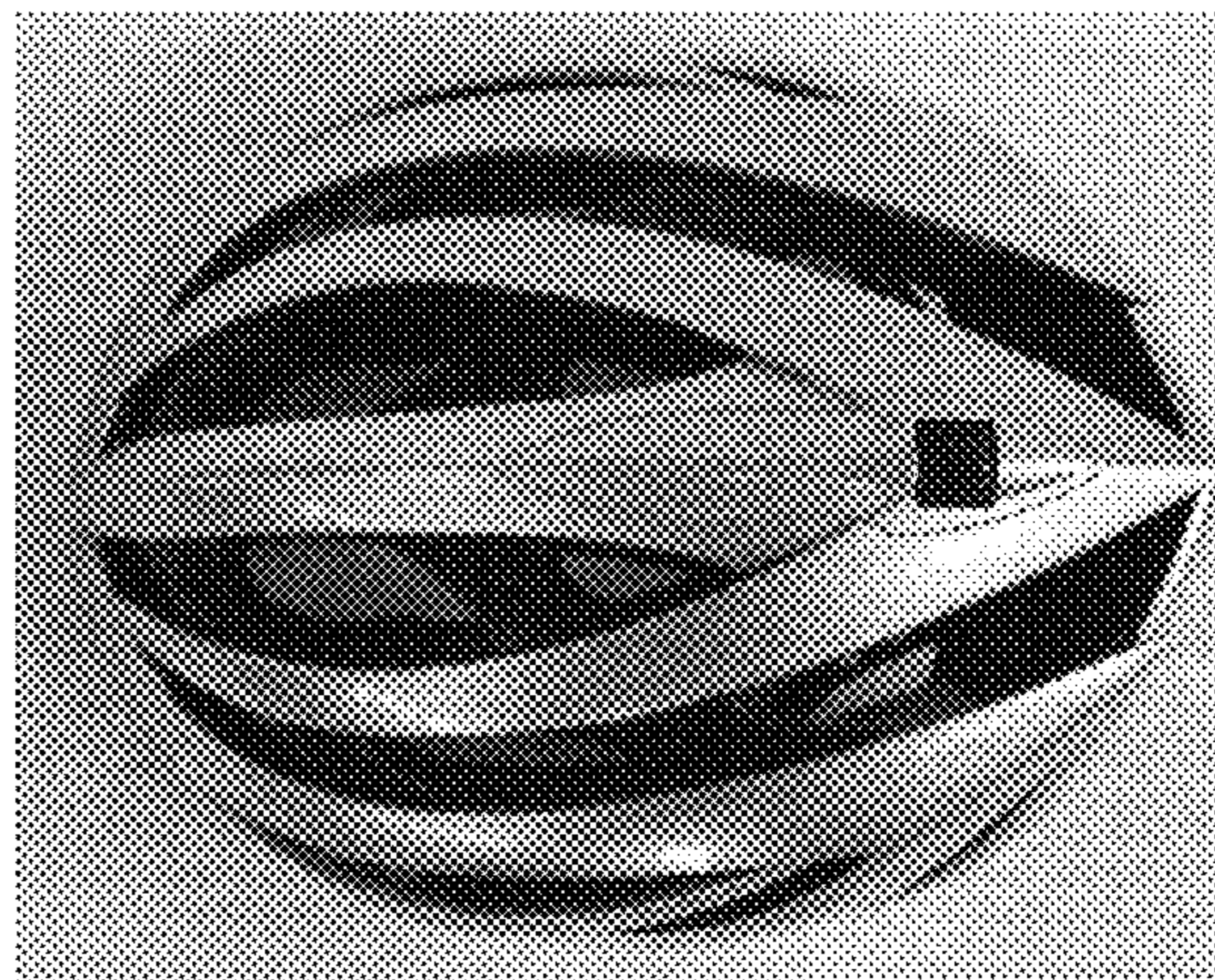






Fig. 1




Fig. 2




Fig. 3



Fig. 4




Fig. 5




Fig. 6




Fig. 7