



US00D553299S

(12) **United States Design Patent**
Le Carpentier

(10) **Patent No.:** **US D553,299 S**

(45) **Date of Patent:** **** Oct. 16, 2007**

(54) **BODY ARMOR SHOULDER PROTECTOR**

D329,508 S * 9/1992 Fair D29/101.2
5,159,715 A * 11/1992 Jurga et al. 2/2.5
5,173,964 A * 12/1992 Ball et al. 2/267

(76) Inventor: **Jerome Le Carpentier**, La Haute
Equerre, 27270 Broglie (FR)

(Continued)

(**) Term: **14 Years**

OTHER PUBLICATIONS

(21) Appl. No.: **29/237,561**

Shoulder pads, p. 18 of the Spalding 1973 Fall/Winter catalog.*

(22) Filed: **Sep. 1, 2005**

Primary Examiner—T. Chase Nelson
(74) *Attorney, Agent, or Firm*—Pryor Cashman LLP; Barry
E. Negrin, Esq.

(51) **LOC (8) Cl.** **29-02**

(52) **U.S. Cl.** **D29/101.2**

(58) **Field of Classification Search** 2/105,
2/120, 267, 268, 455, 456, 457, 459, 460,
2/461, 462, 463, 464, 467, 908, 913, 914,
2/915, 2.5, 24, 48, 51, 102, 103; 441/88,
441/106; D29/100, 101.1, 101.2, 101.3,
D29/101.4, 101.5, 120.1, 120.2, 121.1, 121.2;
D2/829, 830, 833, 860, 626, 750, 751
See application file for complete search history.

(57) **CLAIM**

The ornamental design for a body armor shoulder protector,
substantially as shown and described.

(56) **References Cited**

DESCRIPTION

U.S. PATENT DOCUMENTS

- 1,310,477 A * 7/1919 Hartman 2/462
- 1,862,442 A * 6/1932 Till 2/462
- 2,163,463 A * 6/1939 Kennedy 2/462
- 2,247,961 A * 7/1941 Mulvey D29/101.2
- 2,550,044 A * 4/1951 Delsalle D29/101.2
- 3,366,970 A * 2/1968 Morgan D29/101.2
- 3,514,786 A * 6/1970 Terwilliger D29/101.3
- 4,158,242 A * 6/1979 Mitchell 2/268
- D270,776 S * 10/1983 Dawson D29/100
- 4,501,023 A * 2/1985 Bilberry 2/908
- D278,280 S * 4/1985 Gregory et al. D29/100
- 4,507,801 A * 4/1985 Kavanagh et al. 2/267
- 4,590,622 A * 5/1986 Wolfe et al. D29/101.3
- D296,595 S * 7/1988 Flosi et al. D29/101.3
- D298,365 S * 11/1988 Acerbis D29/101.2
- D298,474 S * 11/1988 Twede D29/100
- D300,376 S * 3/1989 Tellini D29/101.3
- 4,989,265 A * 2/1991 Nipper et al. 2/267
- D317,368 S * 6/1991 Henson D29/101.2
- 5,029,341 A * 7/1991 Wingo, Jr. 2/464

FIG. 1 is a front perspective view of the body armor shoulder protector according to the invention with the arms in a slightly raised configuration.

FIG. 2 is a rear perspective view of the body armor shoulder protector of FIG. 1 with the arms in a slightly raised configuration.

FIG. 3 is a left elevation view of the body armor shoulder protector of FIG. 1 with the arms in a collapsed configuration.

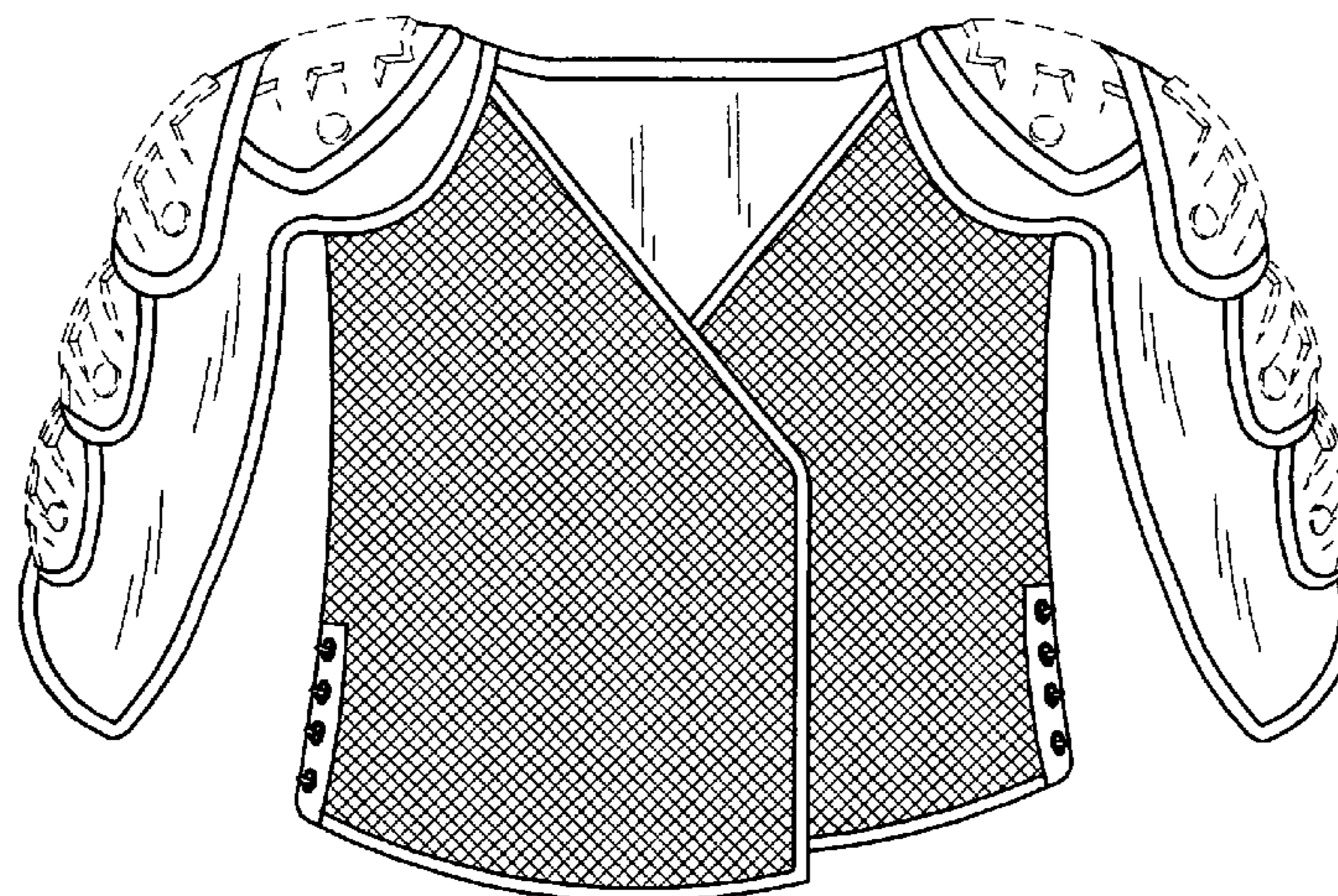
FIG. 4 is a right elevation view of the body armor shoulder protector of FIG. 1 with the arms in the collapsed configuration of FIG. 3.

FIG. 5 is a top elevation view of a body armor shoulder protector of FIG. 1 with the arms in the collapsed configuration of FIGS. 3-4.

FIG. 6 is a bottom elevation view of the body armor shoulder protector of FIG. 1 with the arms in the collapsed configuration of FIGS. 3-5.

The broken line portions of the drawings, including the reinforcing ribs, stitching and rivets, are environmental and do not form part of the claimed design.

1 Claim, 6 Drawing Sheets



US D553,299 S

Page 2

U.S. PATENT DOCUMENTS

5,319,806	A *	6/1994	Hermann et al.	2/461	6,305,031	B1 *	10/2001	White	2/455
D356,400	S *	3/1995	Wagner	D29/101.1	D475,813	S *	6/2003	Moreno	D29/100
5,530,966	A *	7/1996	West	2/2.5	D493,258	S *	7/2004	Beland	D29/122
5,546,601	A *	8/1996	Abeyta	2/461	D494,323	S *	8/2004	Weller	D29/100
5,652,967	A *	8/1997	Hsu	2/455	7,013,497	B1 *	3/2006	Grant	2/459
5,794,261	A *	8/1998	Hefling	2/455	2003/0079277	A1 *	5/2003	Gillen et al.	2/268
5,881,395	A *	3/1999	Donzis	2/267	2004/0154083	A1 *	8/2004	McVicker	2/455
D420,467	S *	2/2000	Breitbach et al.	D29/100	2005/0086728	A1 *	4/2005	Tobergte	2/459
6,035,453	A *	3/2000	Cain	2/462	2006/0053535	A1 *	3/2006	Ide et al.	2/459
6,247,188	B1 *	6/2001	Beland	2/461					

* cited by examiner

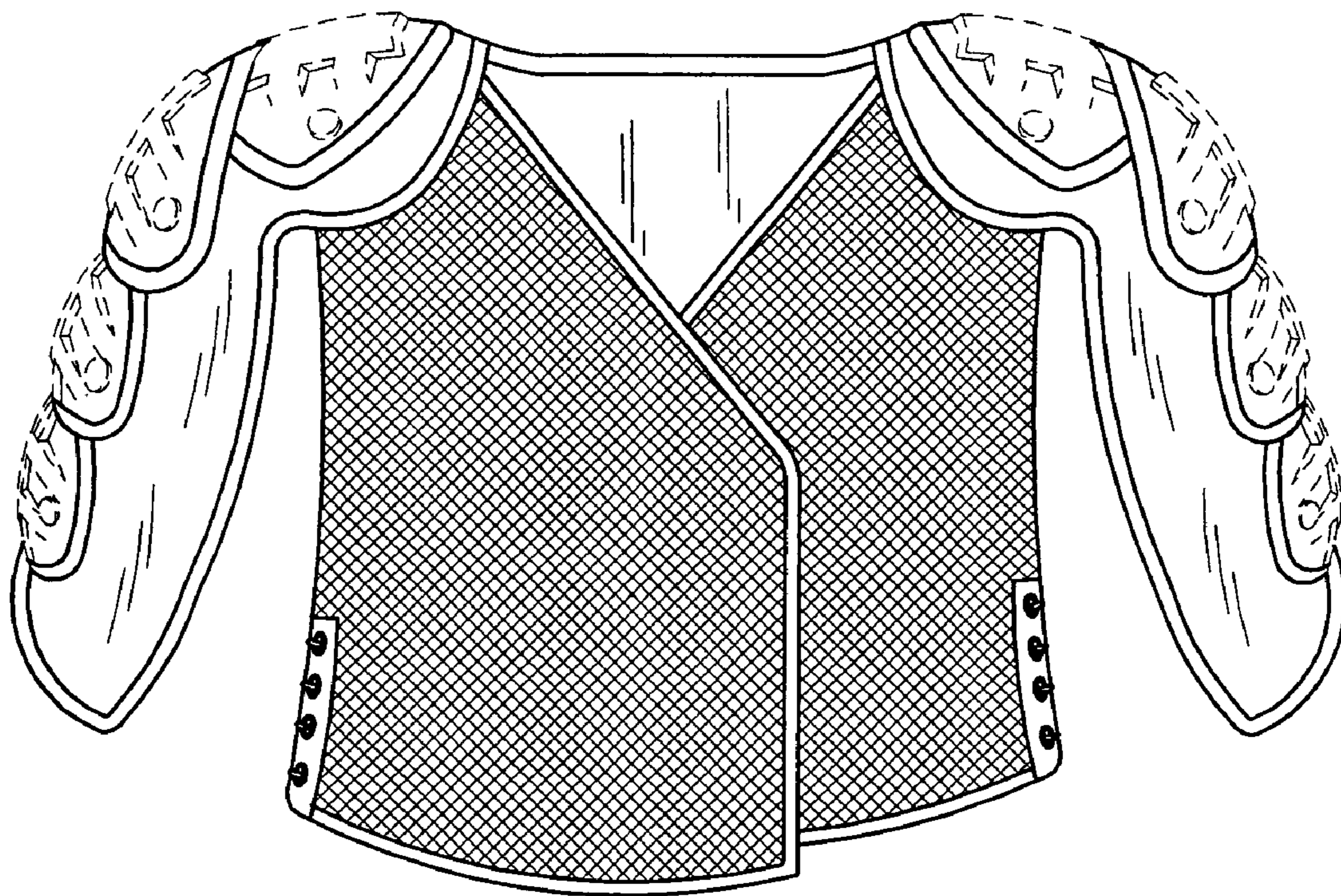


FIG. 1

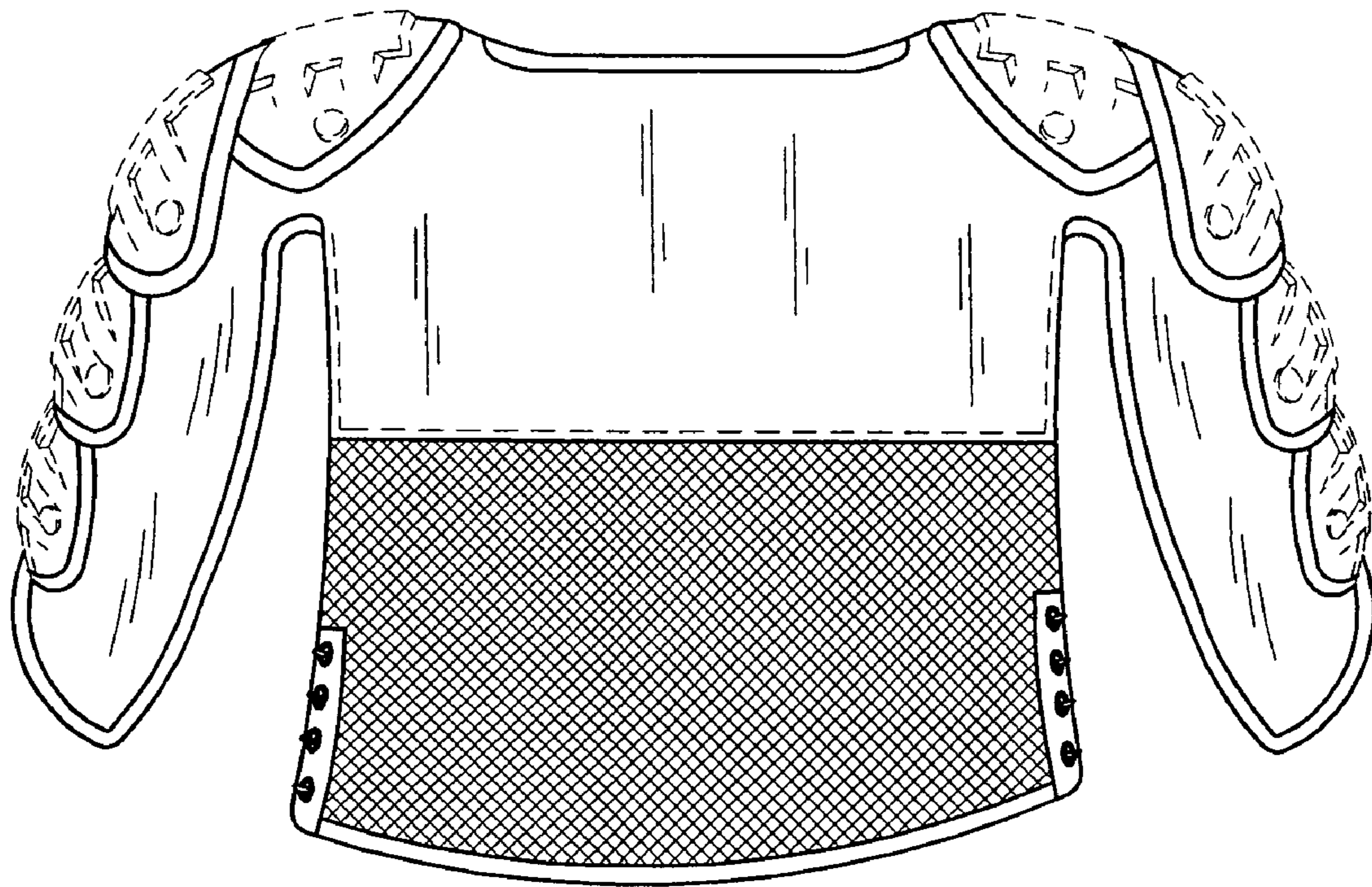


FIG. 2

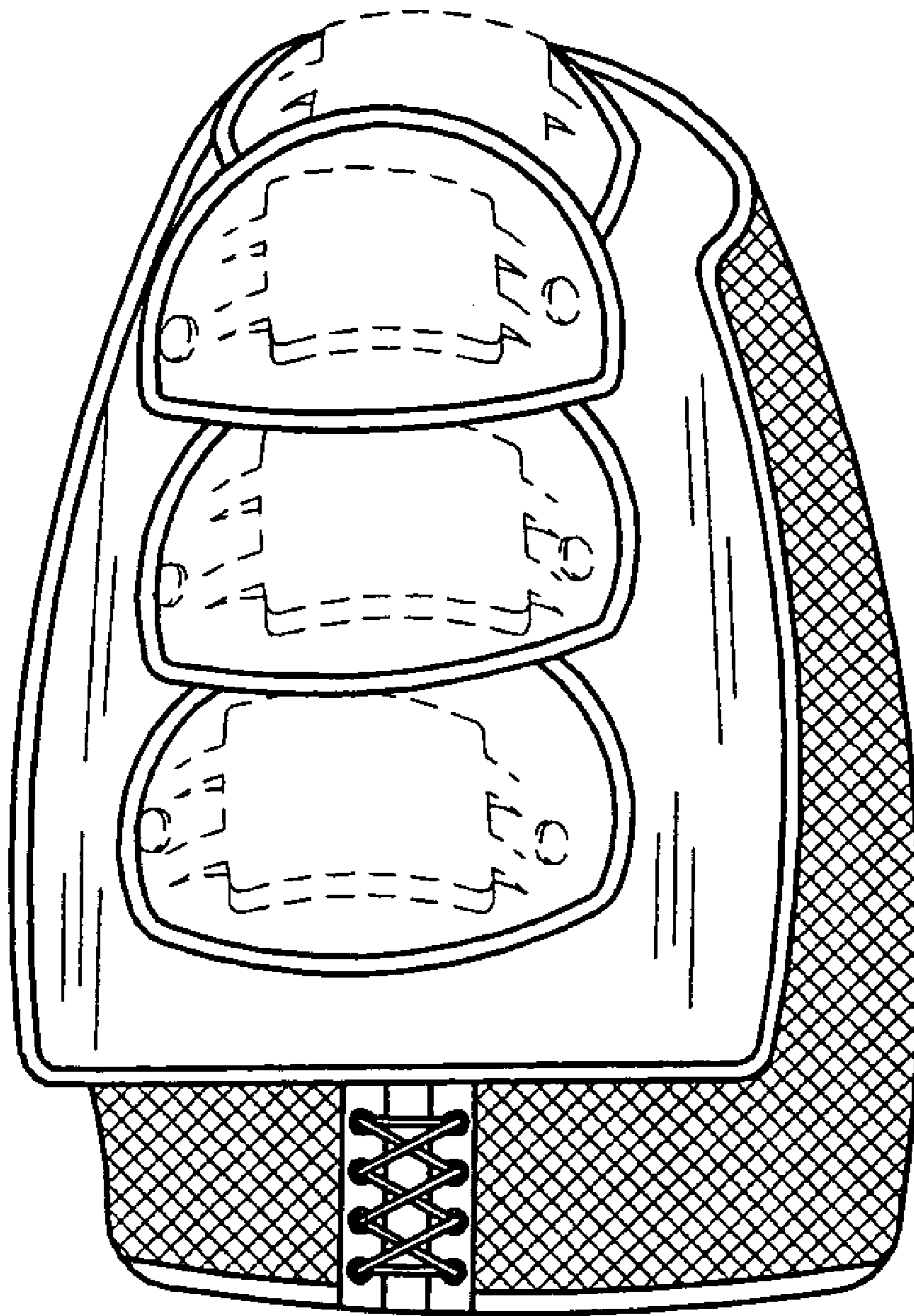


FIG. 3

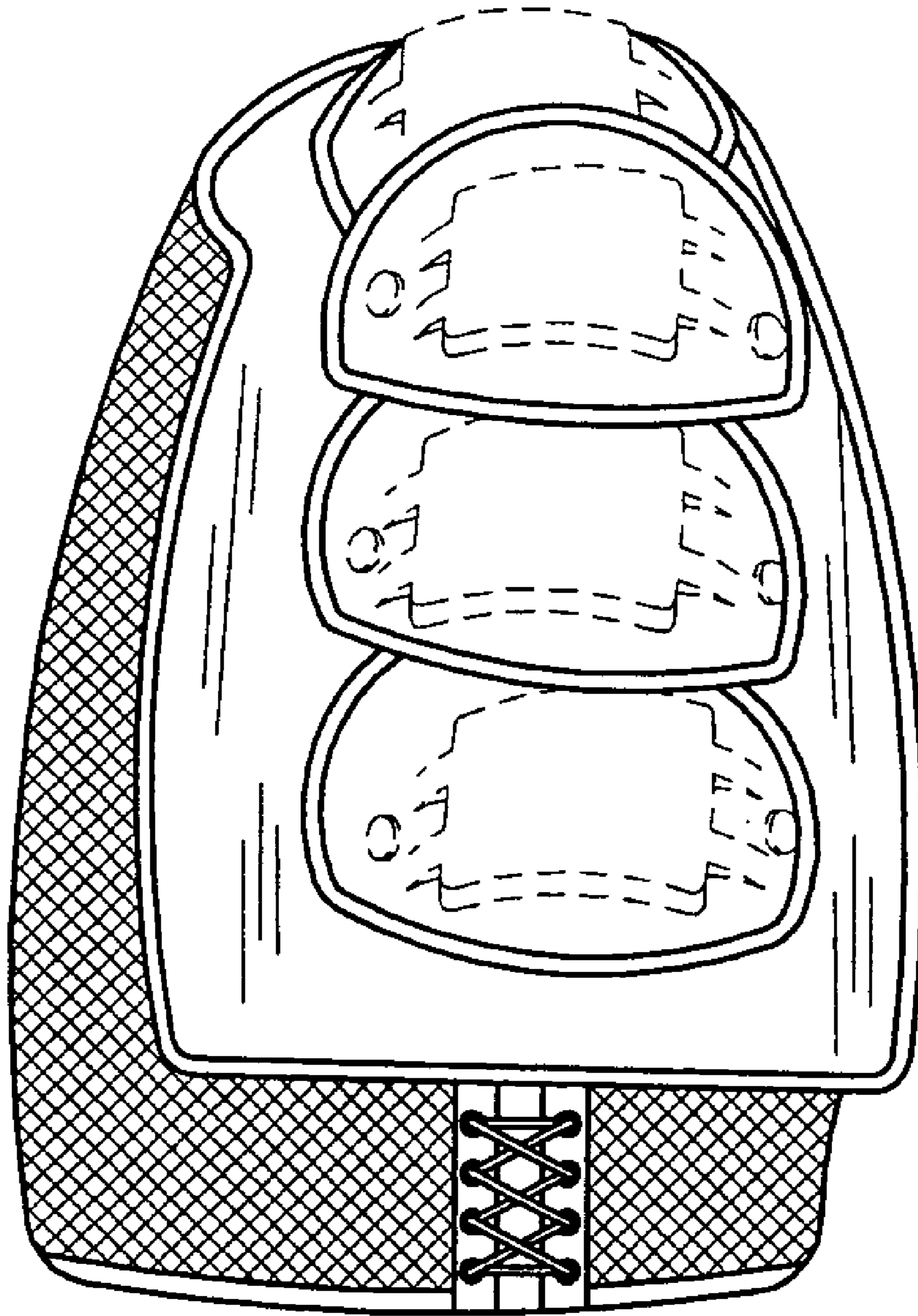


FIG. 4

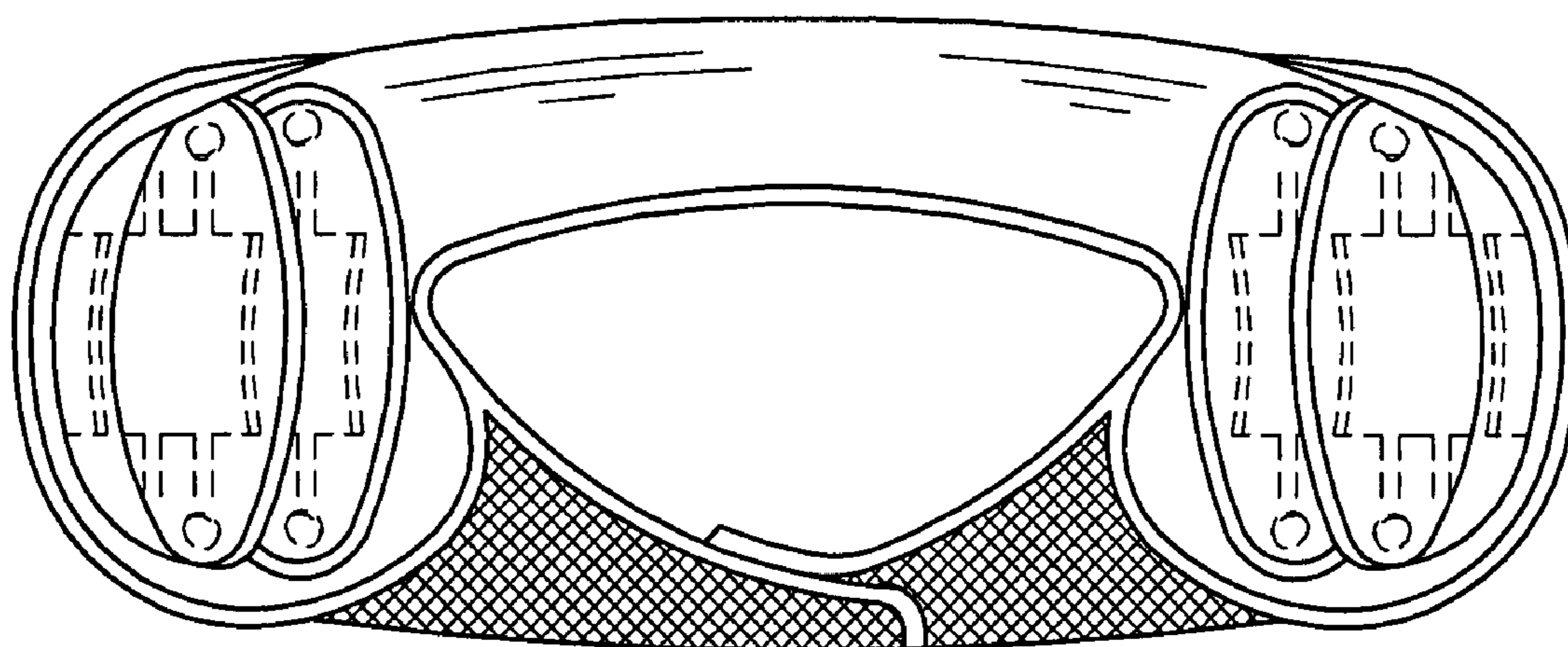


FIG. 5

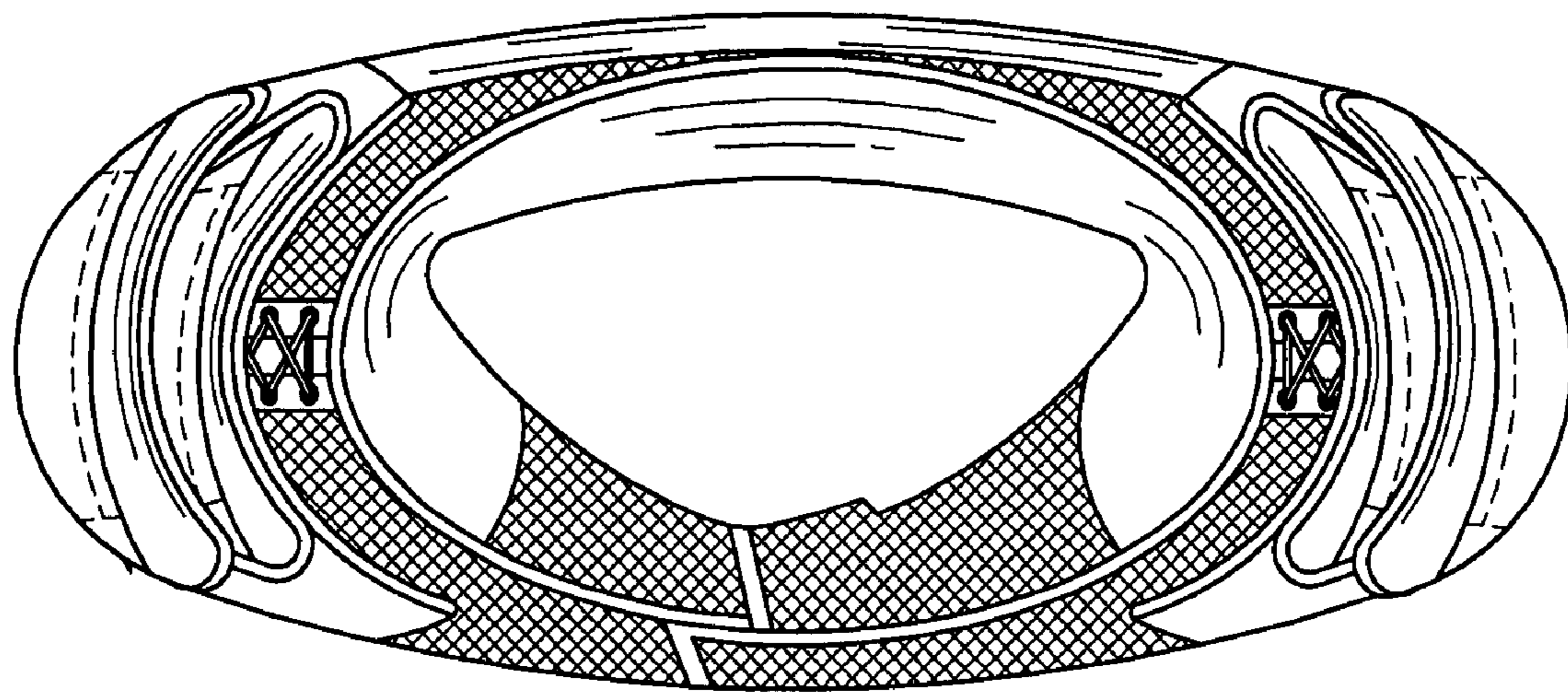


FIG. 6