



US00D553275S

(12) **United States Design Patent**  
**Campbell et al.**

(10) **Patent No.:** **US D553,275 S**

(45) **Date of Patent:** **\*\* Oct. 16, 2007**

(54) **FLASHLIGHT**

(75) Inventors: **Glennbruce S. Campbell**, Memphis, TN (US); **Robert Schultz**, Memphis, TN (US); **Nicole Ashley Moody**, Memphis, TN (US)

(73) Assignee: **Hunter Fan Company**, Memphis, TN (US)

(\*\*) Term: **14 Years**

(21) Appl. No.: **29/277,752**

(22) Filed: **Mar. 8, 2007**

(51) **LOC (8) Cl.** ..... **26-02**

(52) **U.S. Cl.** ..... **D26/37**

(58) **Field of Classification Search** ..... D26/37-50;  
362/157, 158, 171-174, 183-208  
See application file for complete search history.

(56) **References Cited**

U.S. PATENT DOCUMENTS

D507,672 S	7/2005	Fritz et al.	
D509,611 S	9/2005	Chou	
D520,160 S	5/2006	Lee	
D525,536 S *	7/2006	Chan .....	D10/2
D537,551 S	2/2007	Chen	
D539,456 S	3/2007	Sassoon et al.	
D540,968 S *	4/2007	Lee .....	D26/37
D542,952 S	5/2007	Bhavnani	

D543,300 S	5/2007	Lee et al.	
D544,616 S *	6/2007	Chen .....	D26/37
D544,619 S *	6/2007	Lee .....	D26/37
D544,973 S *	6/2007	Lee .....	D26/37
D544,975 S *	6/2007	Lee .....	D26/37

\* cited by examiner

*Primary Examiner*—Marcus A. Jackson  
(74) *Attorney, Agent, or Firm*—Baker Donelson

(57) **CLAIM**

The ornamental design for a flashlight, as shown and described.

**DESCRIPTION**

FIG. 1 is a perspective view of a flashlight showing our new design.

FIG. 2 is a front view thereof.

FIG. 3 is a rear view thereof.

FIG. 4 is a right side view thereof, the left side view being a mirror image thereof.

FIG. 5 is a bottom view thereof; and,

FIG. 6 is a top view thereof.

The broken lines in the views show environmental features which are for illustrative purposes only and form no part of the claimed design.

**1 Claim, 3 Drawing Sheets**

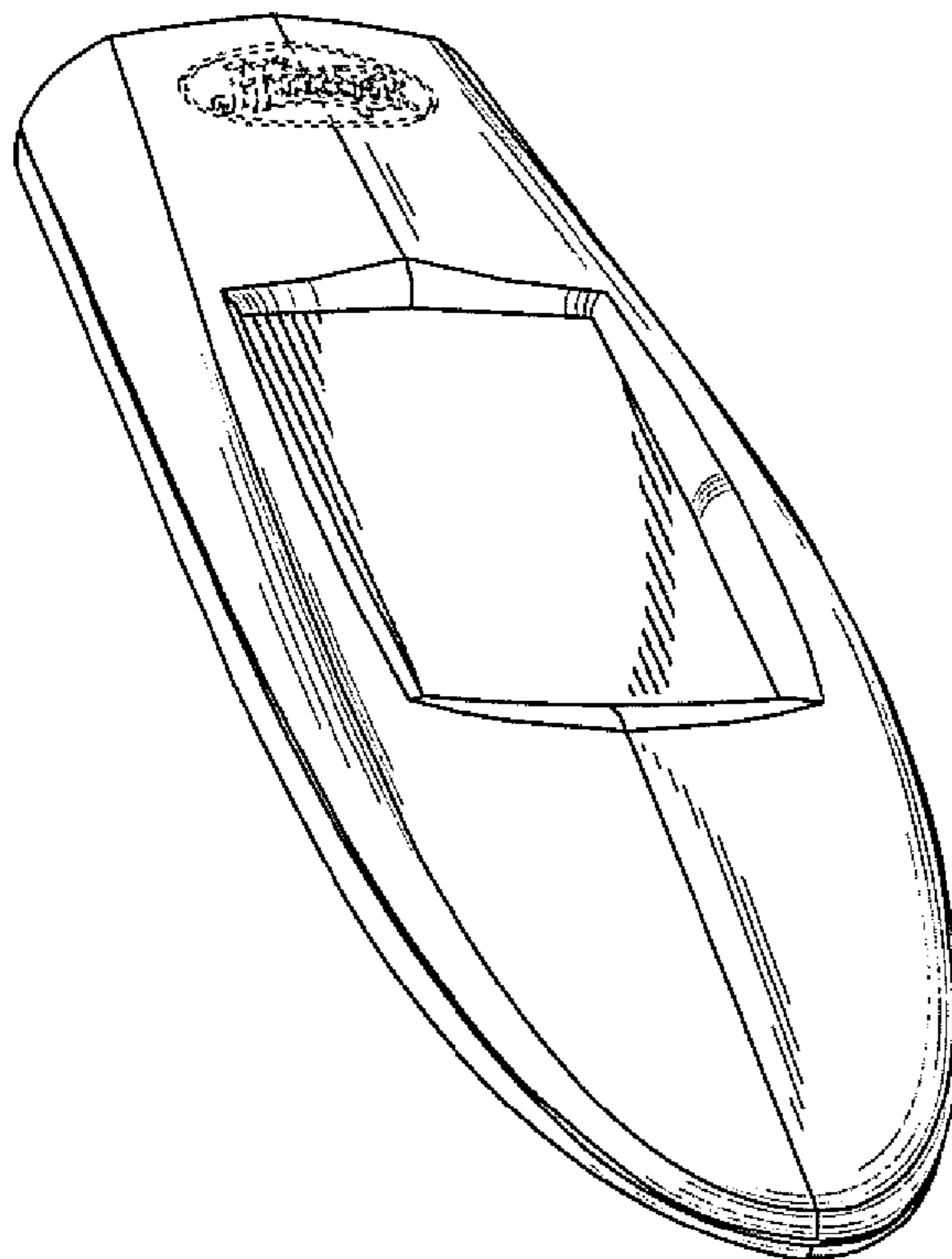


Fig. 1

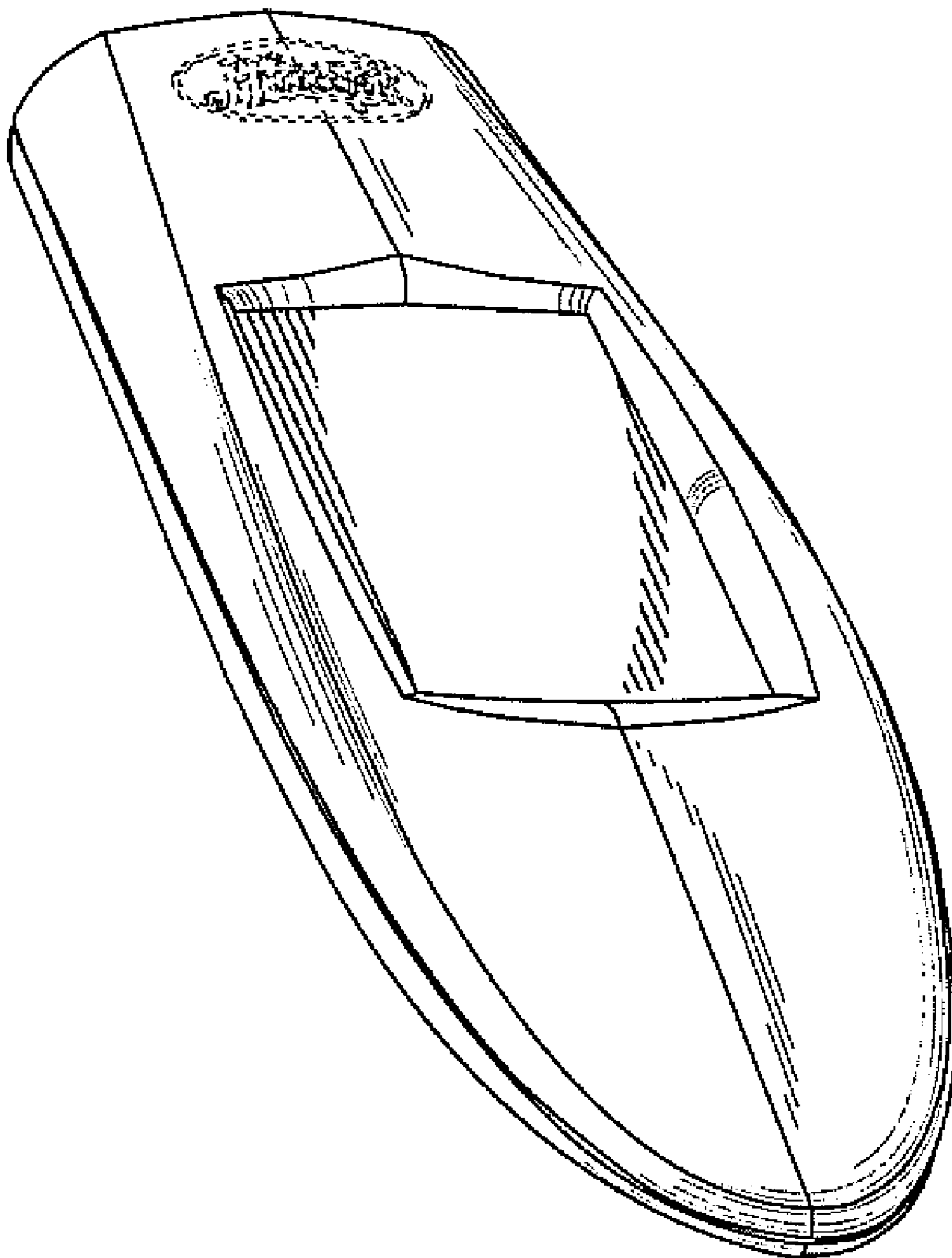


Fig. 2

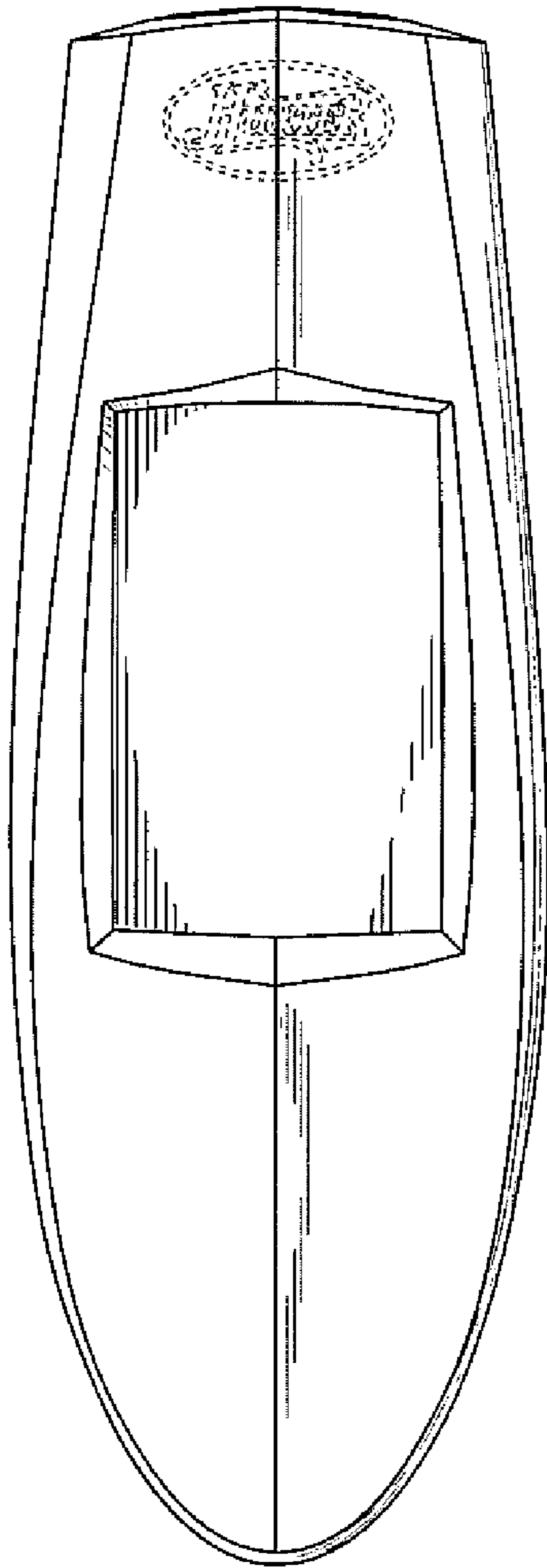


Fig. 3

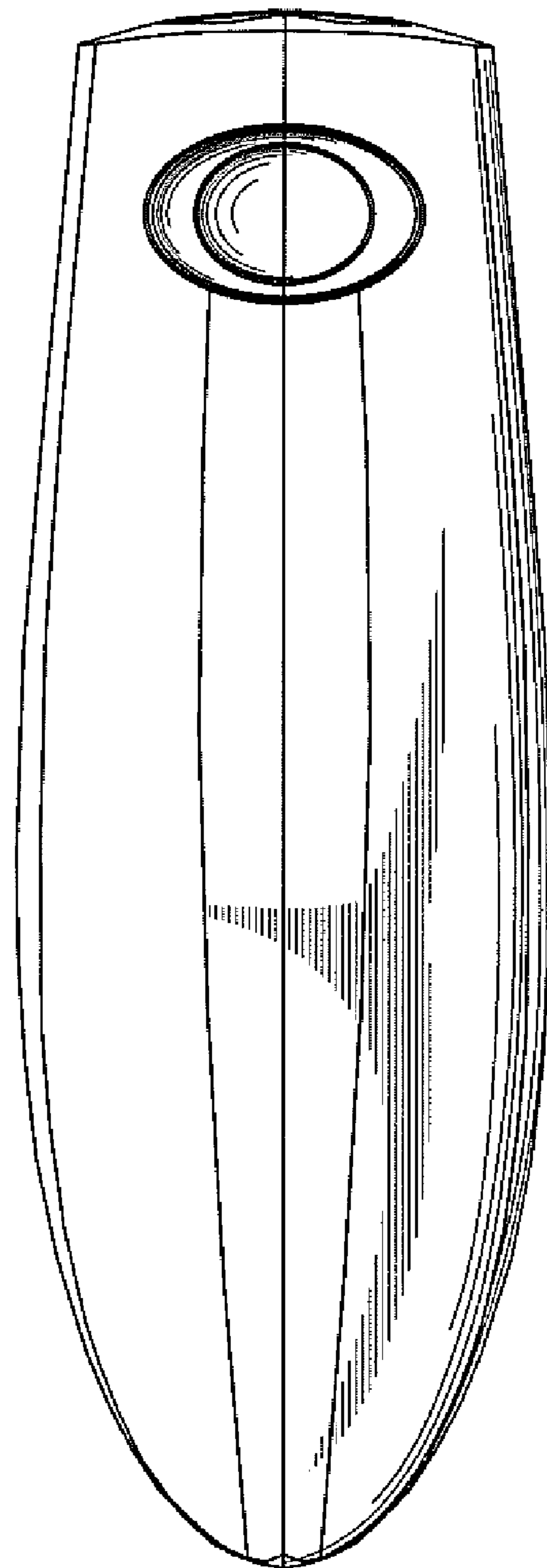


Fig. 4

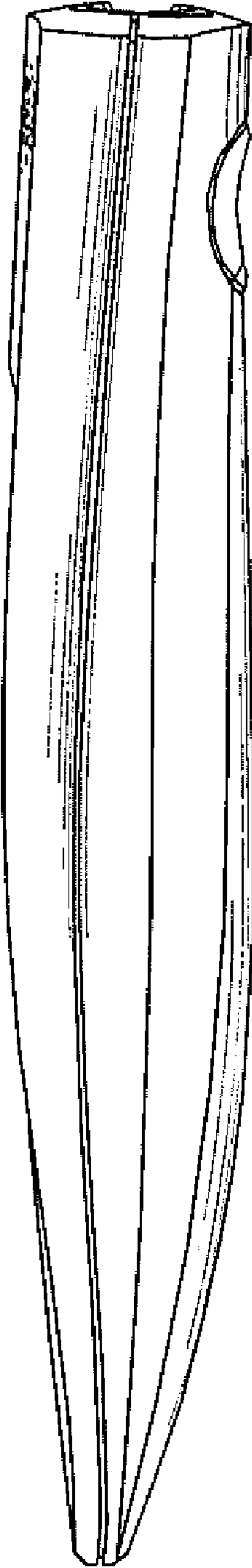


Fig. 5

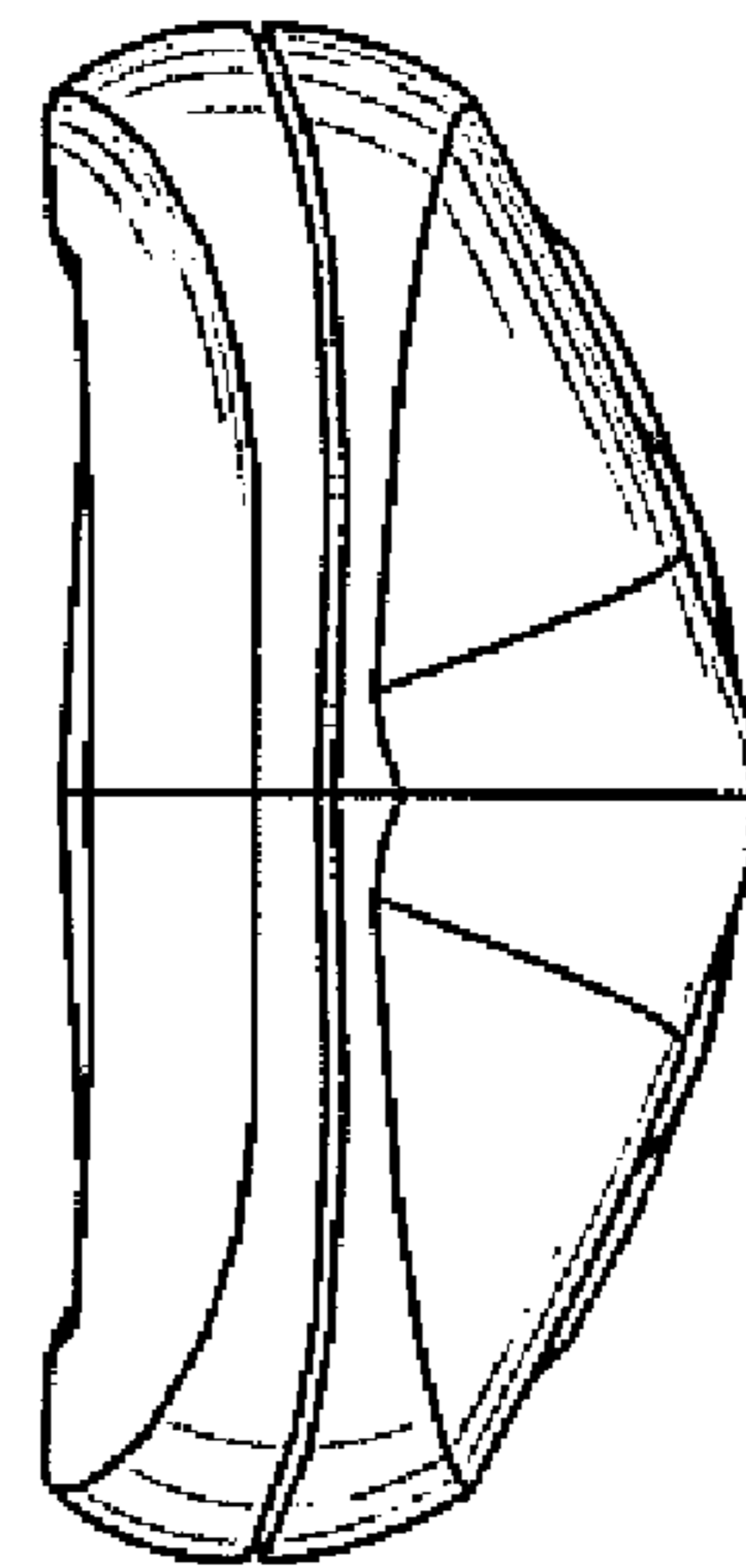


Fig. 6

