



US00D553262S

(12) **United States Design Patent**
Wickland

(10) **Patent No.:** **US D553,262 S**

(45) **Date of Patent:** **** Oct. 16, 2007**

(54) **WINDOW COMPONENT EXTRUSION**

(75) Inventor: **Timothy Todd Wickland**, Auburn, WA
(US)

(73) Assignee: **Mikron Industries, Inc.**, Kent, WA
(US)

(**) Term: **14 Years**

(21) Appl. No.: **29/256,327**

(22) Filed: **Mar. 17, 2006**

(51) **LOC (8) Cl.** **25-01**

(52) **U.S. Cl.** **D25/124**

(58) **Field of Classification Search** D25/124,
D25/125; 52/204.1, 213, 204.5, 215, 204.51,
52/656.6, 208, 656.5; 49/501, 504, DIG. 1
See application file for complete search history.

(56) **References Cited**

U.S. PATENT DOCUMENTS

5,522,196	A *	6/1996	Conroy et al.	52/738.1
D375,807	S	11/1996	Goss	
D379,240	S *	5/1997	Jarrell	D25/124
D388,890	S *	1/1998	Lockbeam	D25/124
D406,657	S *	3/1999	Morton et al.	D25/124
D407,506	S *	3/1999	Hersh et al.	D25/124

D427,330	S *	6/2000	Oliver	D25/124
D428,165	S *	7/2000	Cole	D25/124
D436,190	S *	1/2001	Ballard et al.	D25/124
D470,248	S *	2/2003	Franson	D25/124
D493,541	S *	7/2004	Franson	D25/124
D500,561	S	1/2005	Franson	
D500,867	S *	1/2005	Franson	D25/124

OTHER PUBLICATIONS

Mikron Part No. 9016, drawn Aug. 29, 2003, sold Feb. 26, 2004.

* cited by examiner

Primary Examiner—Doris Clark

(74) *Attorney, Agent, or Firm*—Black Lowe & Graham
PLLC

(57) **CLAIM**

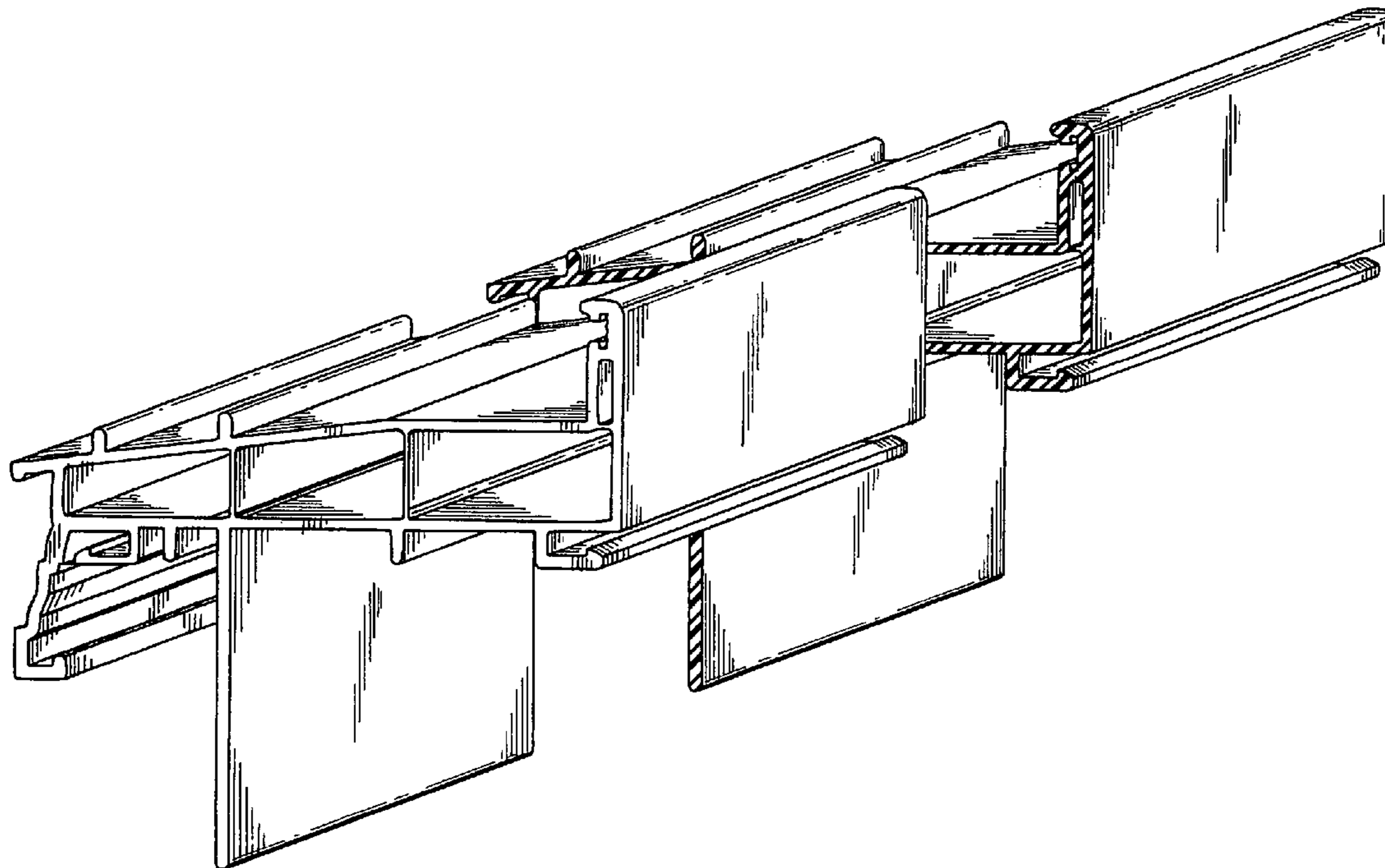
The ornamental design for a window component extrusion,
as shown and described.

DESCRIPTION

FIG. 1 is a top right perspective view of the window
component extrusion which is broken in the center indicat-
ing indefinite length; and,

FIG. 2 is a bottom left perspective view of the window
component extrusion shown in FIG. 1.

1 Claim, 2 Drawing Sheets



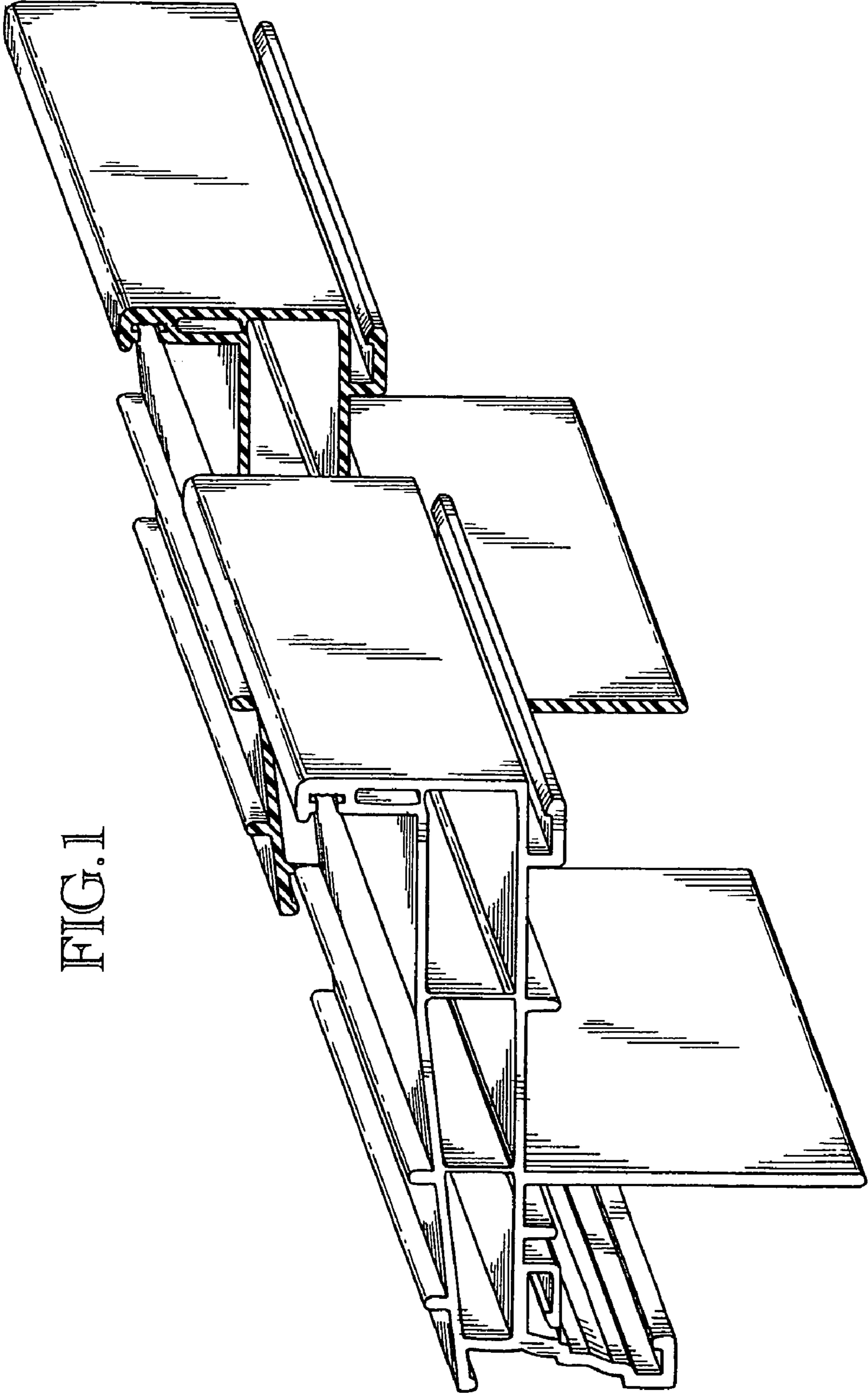


FIG. 1

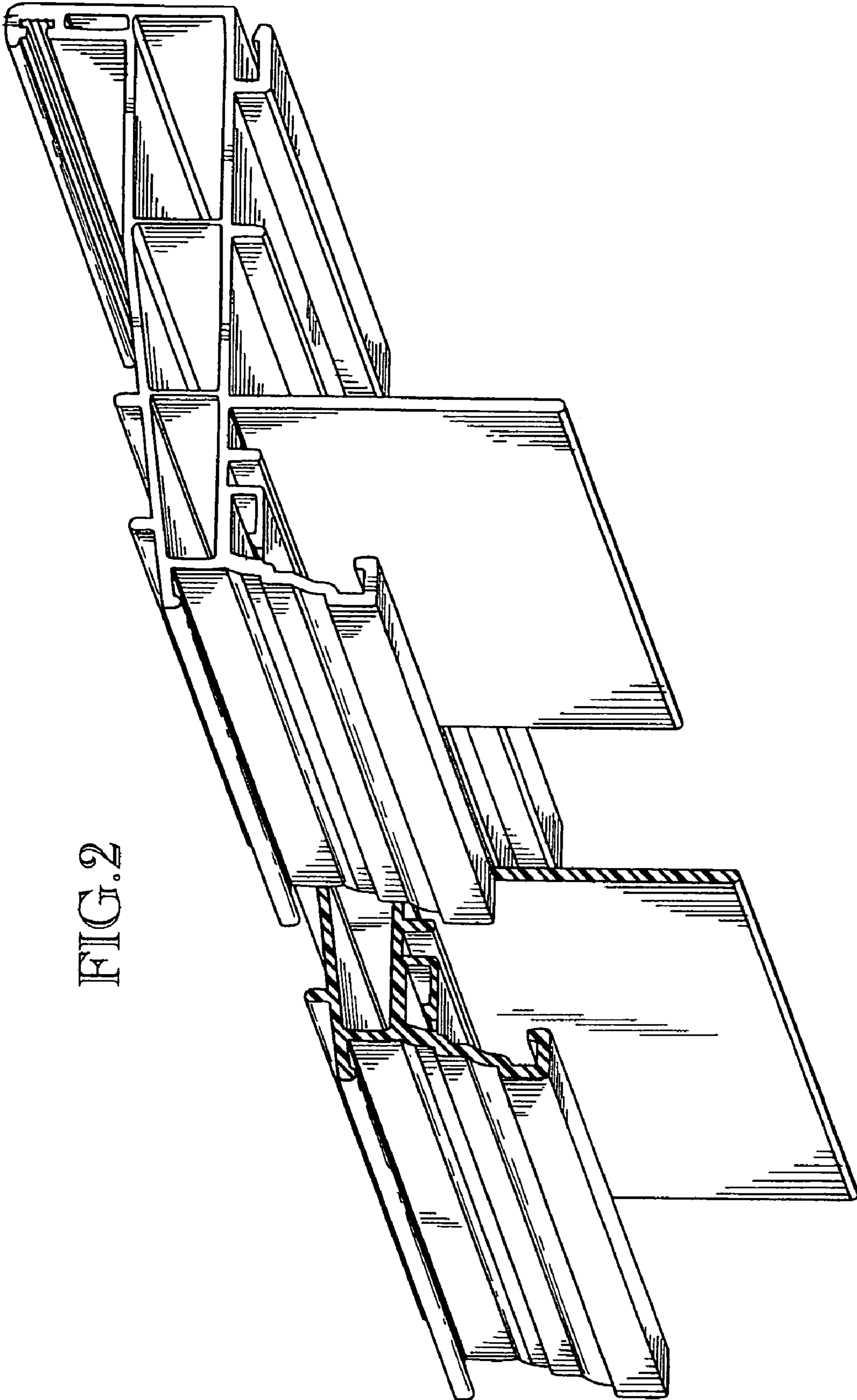


FIG. 2