



US00D553261S

(12) **United States Design Patent**
Antonic

(10) **Patent No.:** **US D553,261 S**

(45) **Date of Patent:** **** Oct. 16, 2007**

(54) **INTERLOCKING VERTICAL STUD**

5,950,385 A * 9/1999 Herren 52/481.1
D432,671 S * 10/2000 Grosfillex D25/119

(76) Inventor: **James P. Antonic**, 9111 Southmont
Cove #406, Ft. Myers, FL (US) 33908

OTHER PUBLICATIONS

(**) Term: **14 Years**

U.S. Appl. No. 29/258,890, filed Apr. 28, 2006, Antonic.
U.S. Appl. No. 29/258,892, filed Apr. 28, 2006, Antonic.

(21) Appl. No.: **29/258,891**

* cited by examiner

(22) Filed: **Apr. 28, 2006**

Primary Examiner—Doris Clark
(74) *Attorney, Agent, or Firm*—Laura G. Barrow

Related U.S. Application Data

(57) **CLAIM**

(63) Continuation of application No. 11/249,650, filed on Oct.
13, 2005.

I claim the ornamental design of an interlocking vertical
stud, as shown and described.

(51) **LOC (8) Cl.** **25-01**

DESCRIPTION

(52) **U.S. Cl.** **D25/119**

(58) **Field of Classification Search** D25/119,
D25/122; 52/281, 282.2, 282.3, 460, 461,
52/479, 481.1, 220.1

FIG. 1 is a perspective view of the stud showing my new
design, shown broken in the center to indicate indeterminate
length.

See application file for complete search history.

FIG. 2 is a left side elevation view thereof.

FIG. 3 is a right side elevation view thereof.

FIG. 4 is a front elevation view thereof.

FIG. 5 is a rear elevation view thereof; and,

FIG. 6 is a top plan view thereof. The bottom plan view is
identical to the top view.

(56) **References Cited**

U.S. PATENT DOCUMENTS

4,353,192 A * 10/1982 Pearson et al. 52/281
4,660,339 A * 4/1987 Paz 52/238.1
5,797,233 A * 8/1998 Hascall 52/481.1
5,930,968 A * 8/1999 Pullam 52/481.1

1 Claim, 3 Drawing Sheets

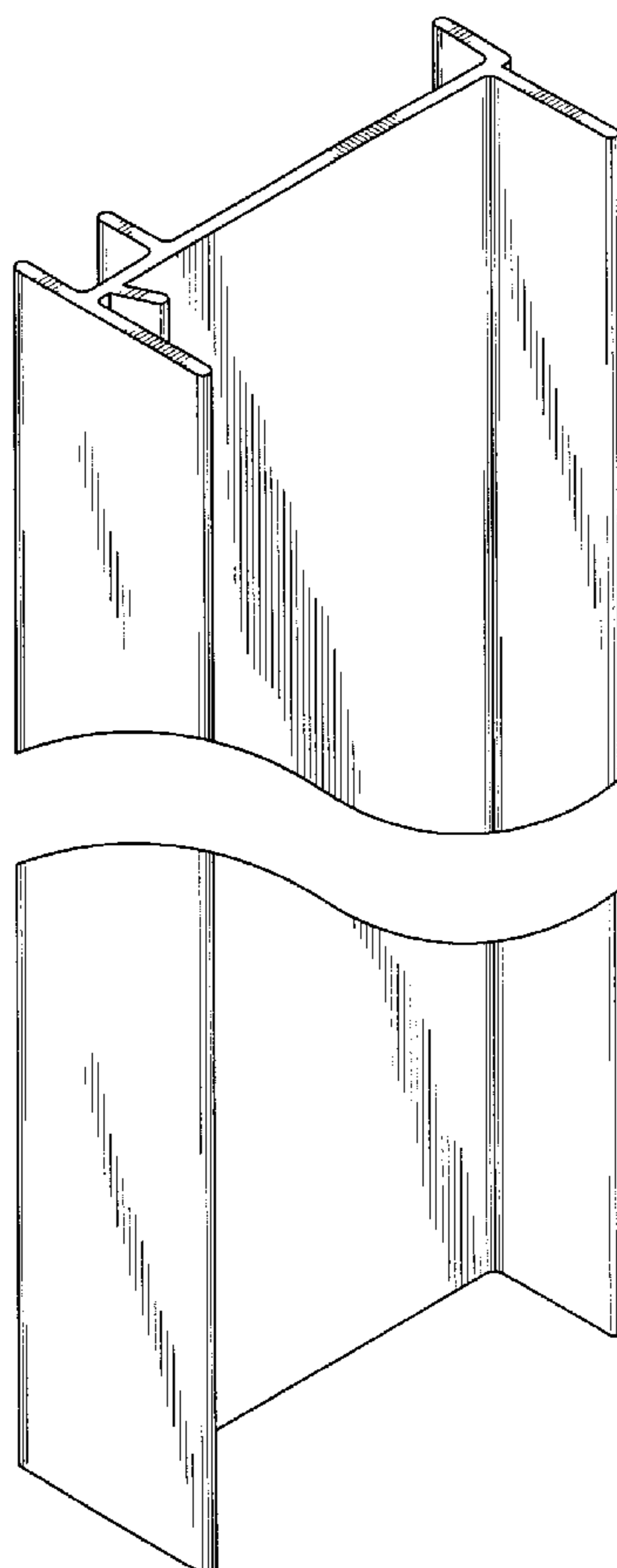
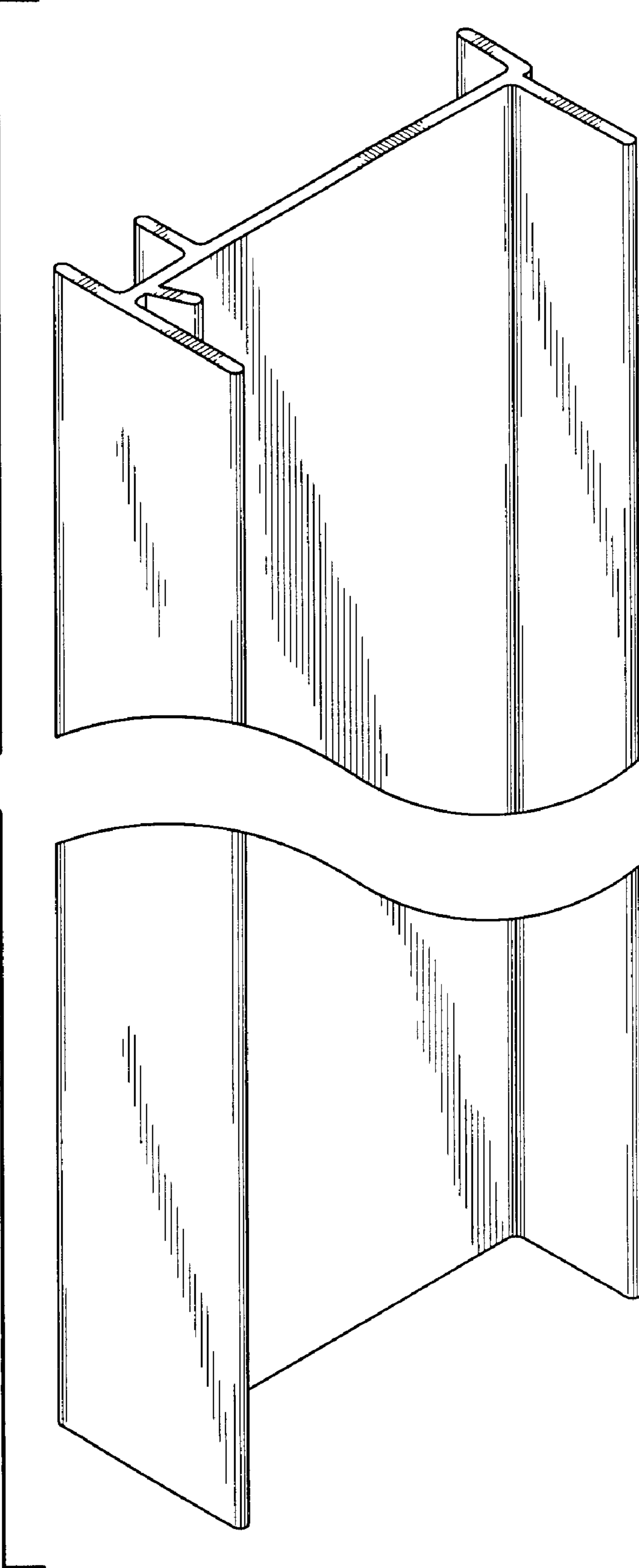


Fig. 1






Fig. 2




Fig. 3




Fig. 4




Fig. 5

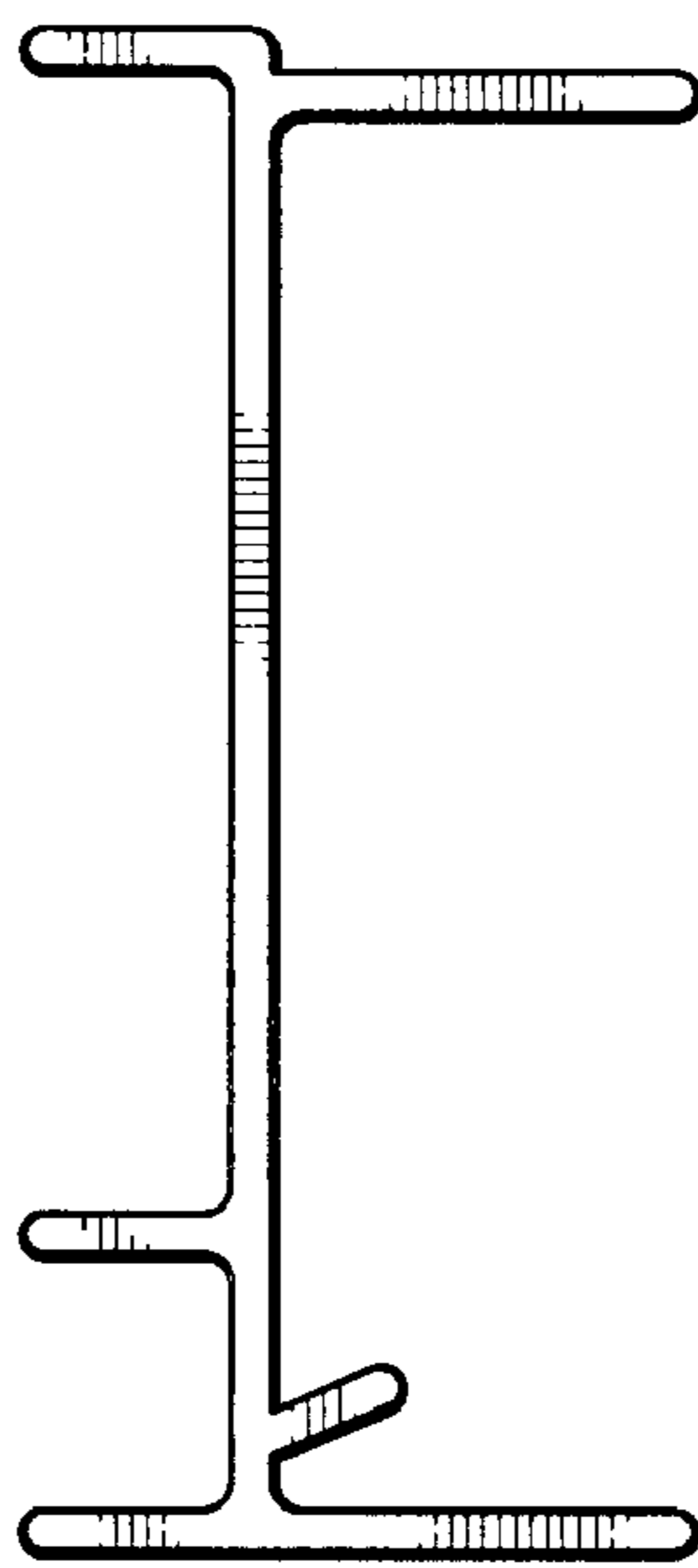


Fig. 6