



US00D553260S

(12) **United States Design Patent**
Castonguay et al.

(10) **Patent No.:** **US D553,260 S**

(45) **Date of Patent:** **** Oct. 16, 2007**

(54) **ARTIFICIAL STONE**

(75) Inventors: **Bertin Castonguay**, Magog (CA);
Marcel Thomassen, L'Épiphanie (CA)

(73) Assignee: **Oldcastle Building Products Canada, Inc.**, Saint-John (CA)

(**) Term: **14 Years**

(21) Appl. No.: **29/253,865**

(22) Filed: **Feb. 14, 2006**

Related U.S. Application Data

(62) Division of application No. 29/218,359, filed on Dec. 1, 2004, now Pat. No. Des. 522,677.

(30) **Foreign Application Priority Data**

Nov. 18, 2004 (CA) 109047

(51) **LOC (8) Cl.** **25-01**

(52) **U.S. Cl.** **D25/113**

(58) **Field of Classification Search** D25/112-118,
D25/138, 164; D21/484-486; 405/15-16,
405/30-31, 33, 284, 118; 404/29, 34, 93;
52/102, 575, 596-609

See application file for complete search history.

(56) **References Cited**

U.S. PATENT DOCUMENTS

D231,926 S * 6/1974 Appleton D25/113

4,135,840 A * 1/1979 Puccini et al. 404/93
4,217,740 A * 8/1980 Assanti D25/138
4,354,773 A * 10/1982 Noack 404/41
D397,802 S * 9/1998 Terry D25/113
D488,566 S * 4/2004 Fleishman D25/112
6,881,463 B2 * 4/2005 Riccobene 404/41

* cited by examiner

Primary Examiner—Robert A. Delehanty

(74) *Attorney, Agent, or Firm*—Kilpatrick Stockton LLP;
Camilla C. Williams

(57) **CLAIM**

The ornamental design for artificial stone, as shown and described.

DESCRIPTION

FIG. 1 is a top view of the artificial stone according to the design.

FIG. 2 is a bottom view of the design.

FIG. 3 is a right end side view of the design.

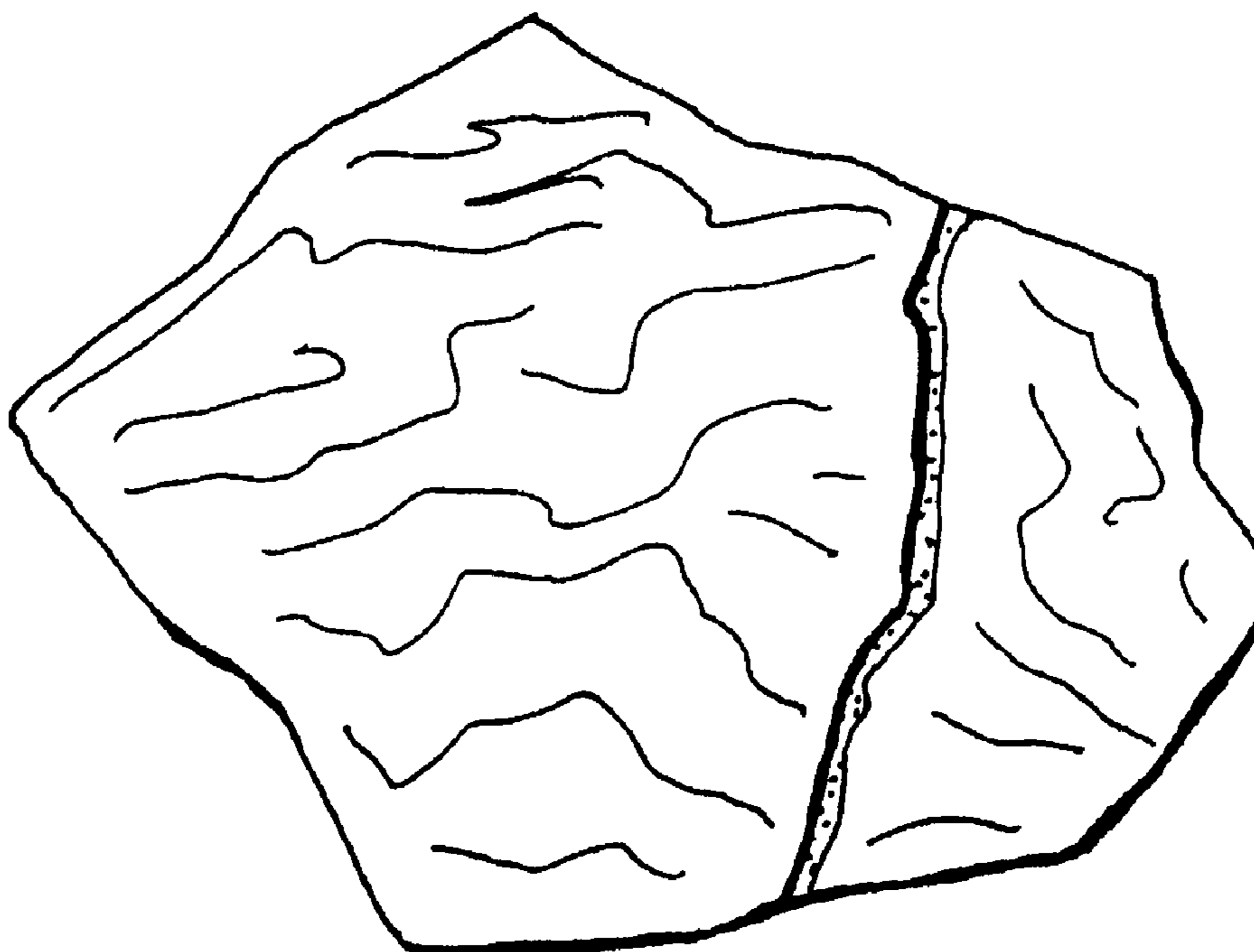
FIG. 4 is a front view of the design.

FIG. 5 is a left end view of the design; and,

FIG. 6 is a rear view of the design.

The design is the features of the artificial stone shown in the drawings. The most significant feature of the design is the peripheral shape of the stone.

1 Claim, 3 Drawing Sheets



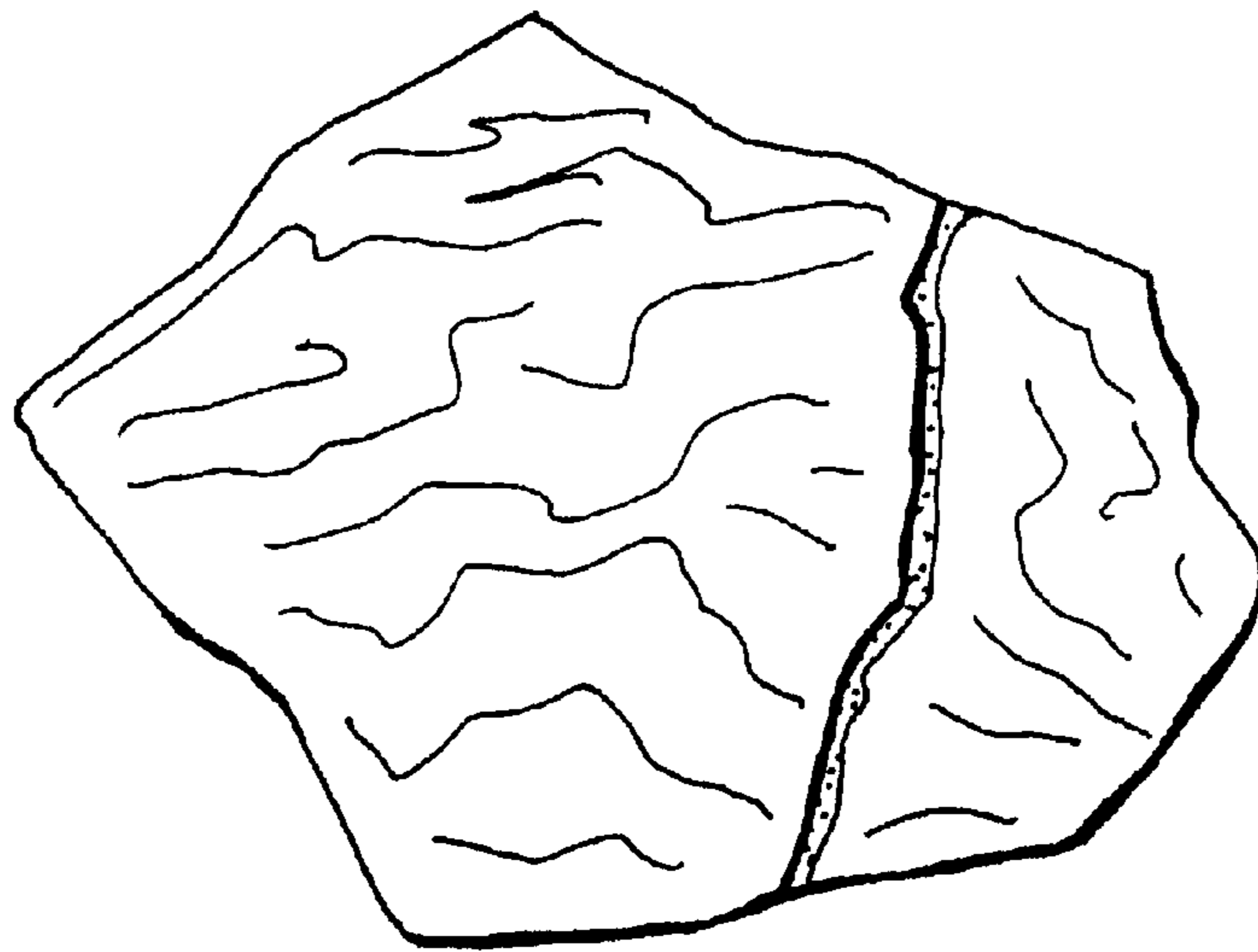


FIG. 1

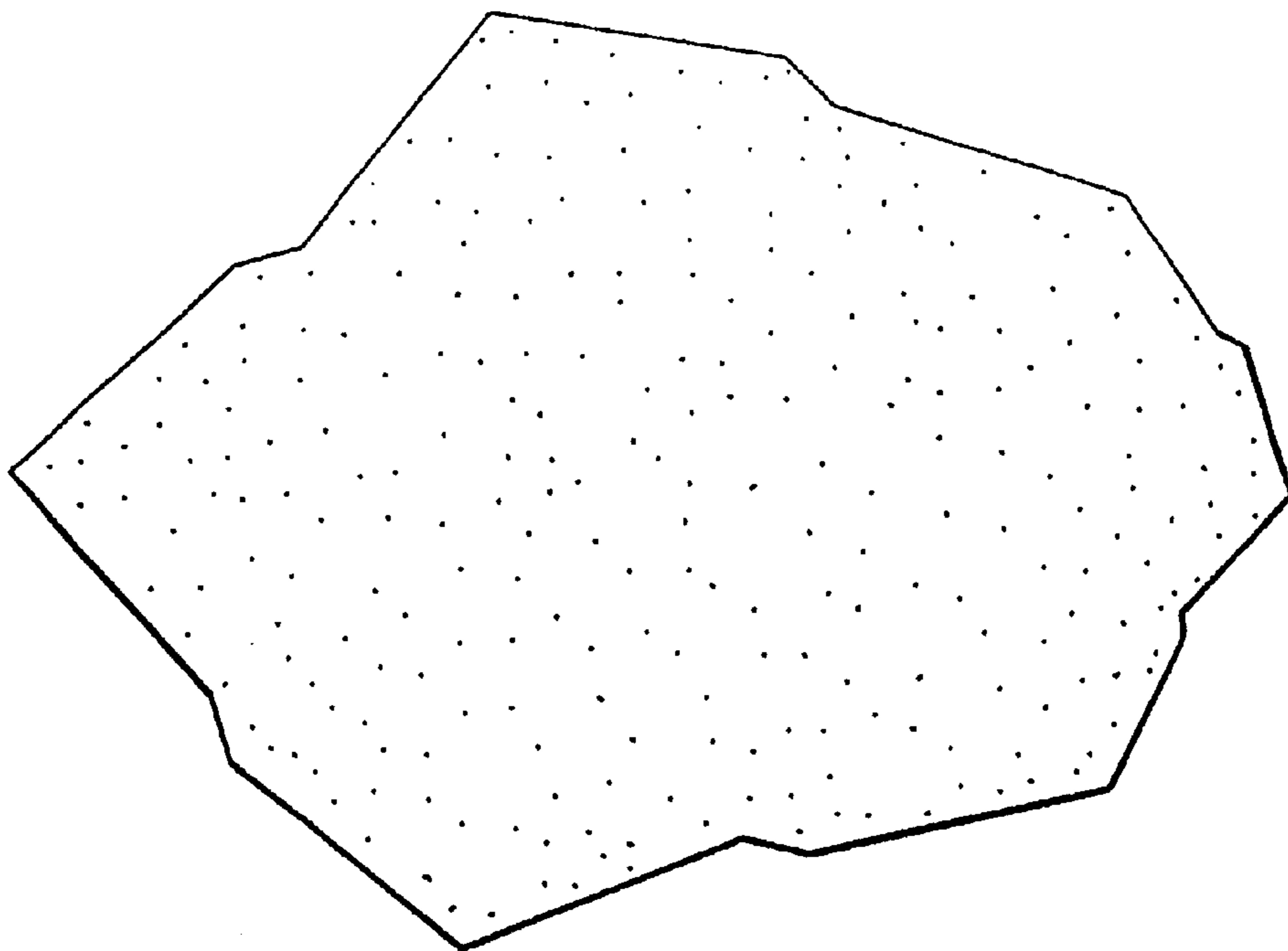


FIG. 2




FIG. 3



FIG. 4




FIG. 5

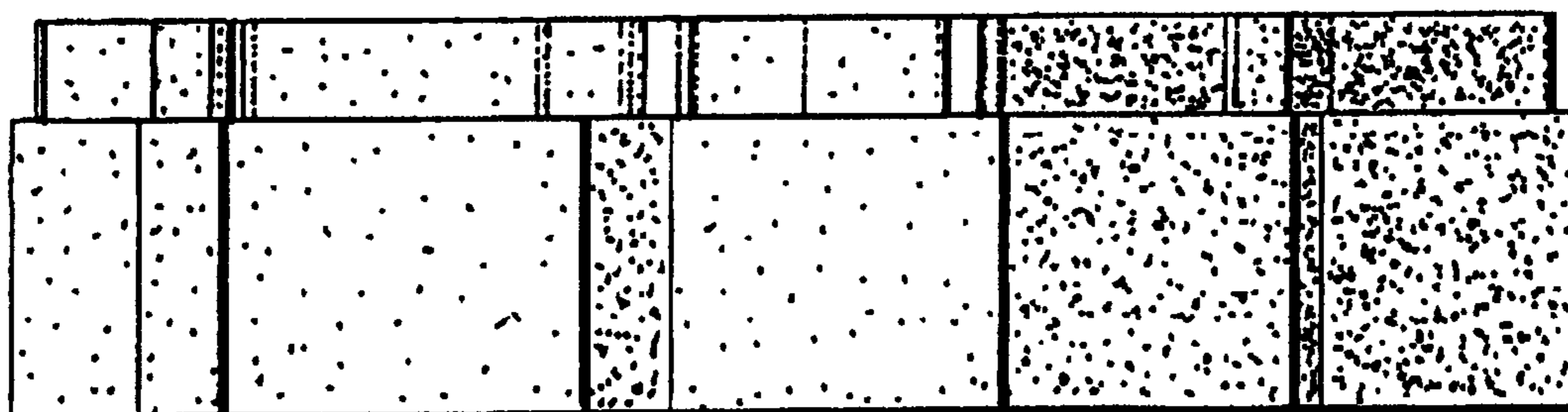


FIG. 6