



US00D553248S

(12) **United States Design Patent** (10) **Patent No.:** **US D553,248 S**
Nguyen (45) **Date of Patent:** **** Oct. 16, 2007**

(54) **KICK COUNTING DEVICE**
(75) Inventor: **Diep Mong Nguyen**, Manhattan Beach, CA (US)
(73) Assignee: **VoiKex, Inc.**, Manhattan Beach, CA (US)

6,083,156 A 7/2000 Lisiecki et al.
D429,336 S * 8/2000 Francis et al. D24/167
D452,012 S * 12/2001 Phillips D24/186
6,600,696 B1 7/2003 Lynn
D482,452 S * 11/2003 Davey et al. D24/186

(Continued)

(**) Term: **14 Years**

FOREIGN PATENT DOCUMENTS

(21) Appl. No.: **29/269,439**

GB 2193015 1/1988
WO WO 93/18710 9/1993
WO WO99/502020 7/1999

(22) Filed: **Nov. 29, 2006**

OTHER PUBLICATIONS

Related U.S. Application Data

<http://www.momstudy.com>, "The Study of Maternal Observations and Memories of Stillbirth".

(63) Continuation of application No. 11/219,405, filed on Sep. 2, 2005.

(Continued)

(51) **LOC (8) Cl.** **24-01**
(52) **U.S. Cl.** **D24/186**
(58) **Field of Classification Search** D24/107, D24/142, 165, 167, 169, 186; 600/304, 437, 600/438, 440, 453, 485, 508-509, 511
See application file for complete search history.

Primary Examiner—Louis Zarfes
Assistant Examiner—Mark Cavanna
(74) *Attorney, Agent, or Firm*—Buchanan, Ingersoll & Rooney, LLP

(56) **References Cited**

(57) **CLAIM**

U.S. PATENT DOCUMENTS

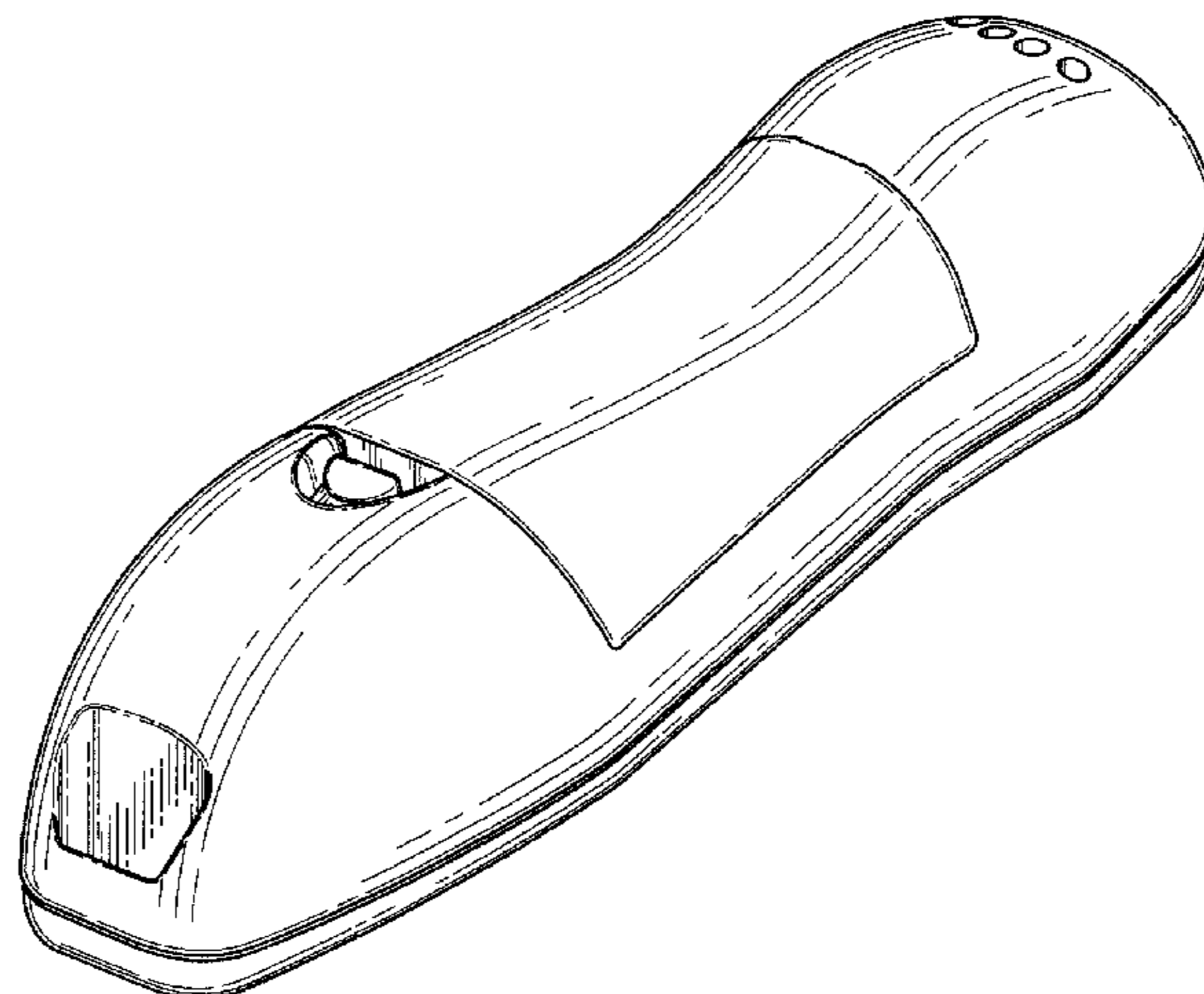
The ornamental design for a kick counting device, as shown and described.

4,493,043 A 1/1985 Forbath
4,809,702 A 3/1989 Fabbri et al.
D303,706 S * 9/1989 King D24/142
5,069,218 A 12/1991 Ikeda
D328,617 S * 8/1992 Emmel et al. D24/186
5,213,108 A 5/1993 Bredesen et al.
5,265,613 A 11/1993 Feldman et al.
5,606,535 A 2/1997 Lynn
D389,919 S * 1/1998 Ninomiya et al. D24/186
5,777,905 A 7/1998 Dowdle et al.
5,827,969 A 10/1998 Lee et al.
D407,159 S * 3/1999 Roberg D24/167
5,876,335 A 3/1999 Handy et al.
6,038,199 A 3/2000 Pawlowski et al.
6,045,500 A 4/2000 Bieniarz
D425,980 S * 5/2000 Last et al. D24/107

DESCRIPTION

FIG. 1 is a back, bottom and left side perspective view of a kick counting device showing my new design;
FIG. 2 is a front, top and right side perspective view thereof;
FIG. 3 is a front view thereof;
FIG. 4 is a back view thereof;
FIG. 5 is a right view thereof;
FIG. 6 is a left view thereof;
FIG. 7 is a top view thereof; and,
FIG. 8 is a bottom view thereof.

1 Claim, 5 Drawing Sheets



U.S. PATENT DOCUMENTS

D492,783 S * 7/2004 Lax D24/167
D492,999 S * 7/2004 Lax D24/167
D522,657 S * 6/2006 Murphy et al. D24/169
D525,710 S * 7/2006 Kobayashi et al. D24/165
D535,031 S * 1/2007 Barrett et al. D24/186
2004/0076303 A1 4/2004 Andrey et al.
2005/0119585 A1 6/2005 Watrous

OTHER PUBLICATIONS

Thomas R. Moore, M.D., "A Prospective Evaluation of Fetal Movement Screening to Reduce the Incidence of Antepartum Fetal Death", *Am J Obstet Gynecol* 1989;160:1075-80, May 1989.
Ellahu Sadovsky, M.D., "Fetal Movements in Utero—Nature, Assessment, Prognostic Value, Timing Delivery", *Dept. of Obstet-*

rics and Gynecology at Hadassah University Hospital, Jerusalem, Israel, vol. 50, No. 1, pp. 49-55, Jul. 1977.

Steen Neldam, "Fetal Movements as an Indicator of Fetal Wellbeing", *Dept. of Obstetrics and Gynaecology Y.B., Rigshospitalet, University Hospital, Copenhagen, Denmark, The Lancet*, pp. 1222-1224, Jun. 7, 1980.

James F. Pearson, "Fetal Activity and Fetal Wellbeing: an evaluation", *British Medical Journal*, pp. 1305-1307, May 29, 1976.

Philips Medical Systems: "FM-2 Antepartum Portable Fetal Monitor" 2004, XP002387584 Andover, Retrieved from Internet: URL. http://www.medical.philips.com/main/products/patient_monitoring/assets/docs/FM2_US_2004June.pdf <retrieved on Jun. 28, 2006>.

* cited by examiner

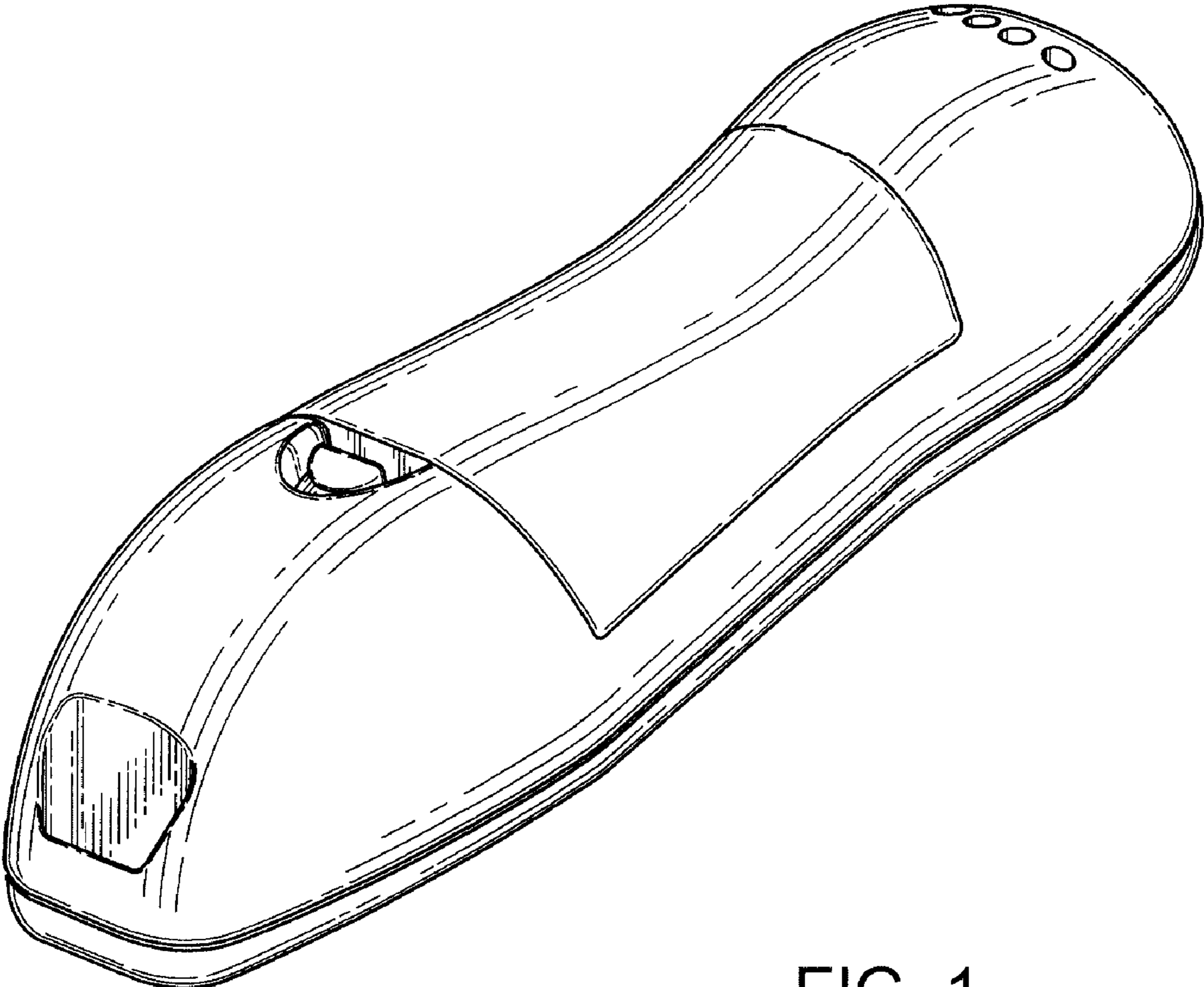


FIG. 1

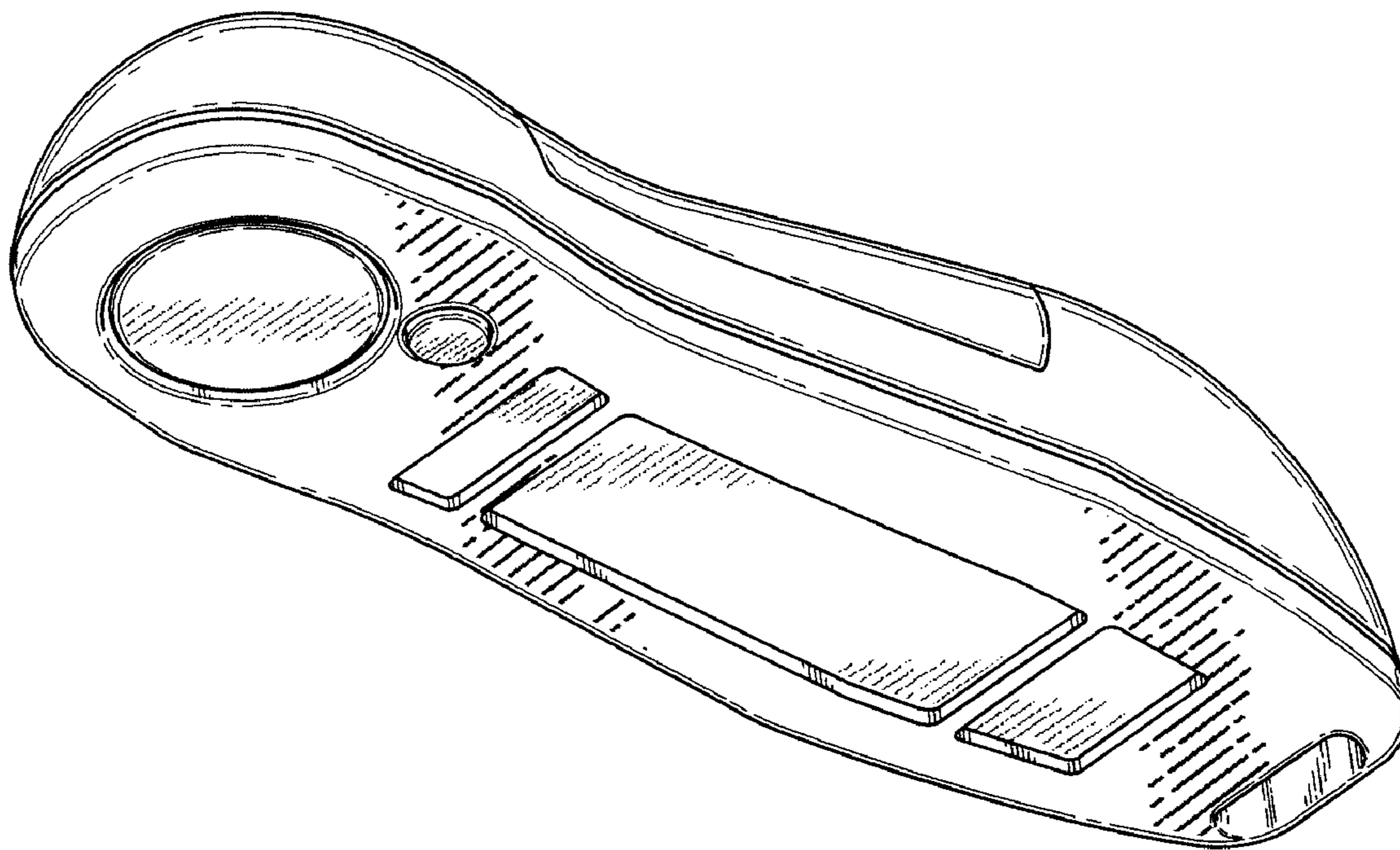


FIG. 2

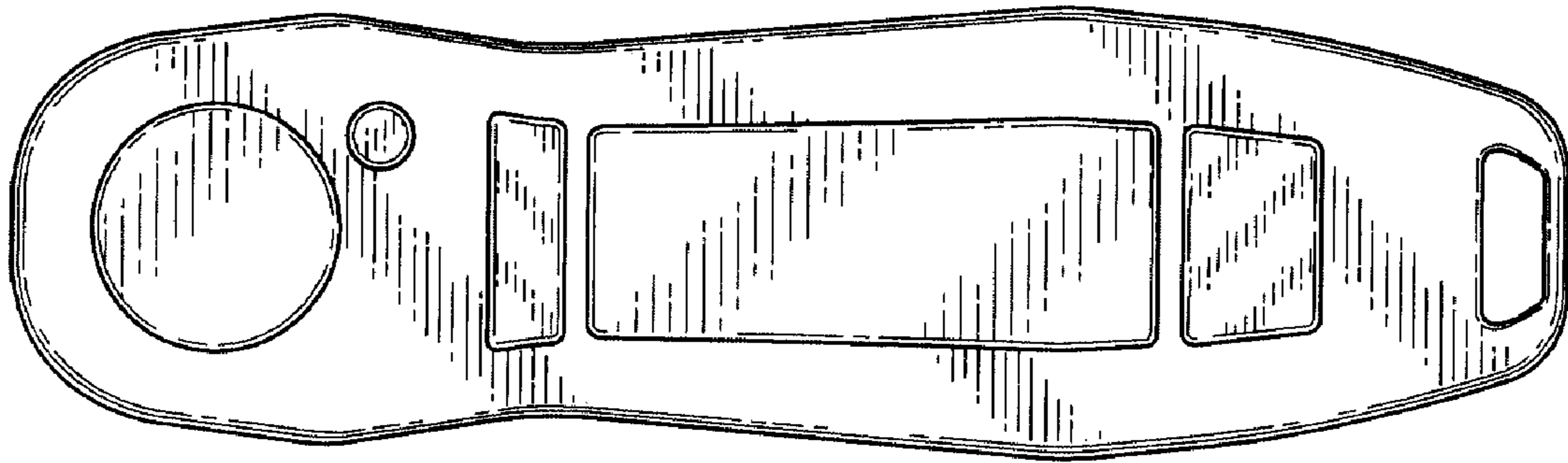


FIG. 3




FIG. 4



FIG. 5




FIG. 6

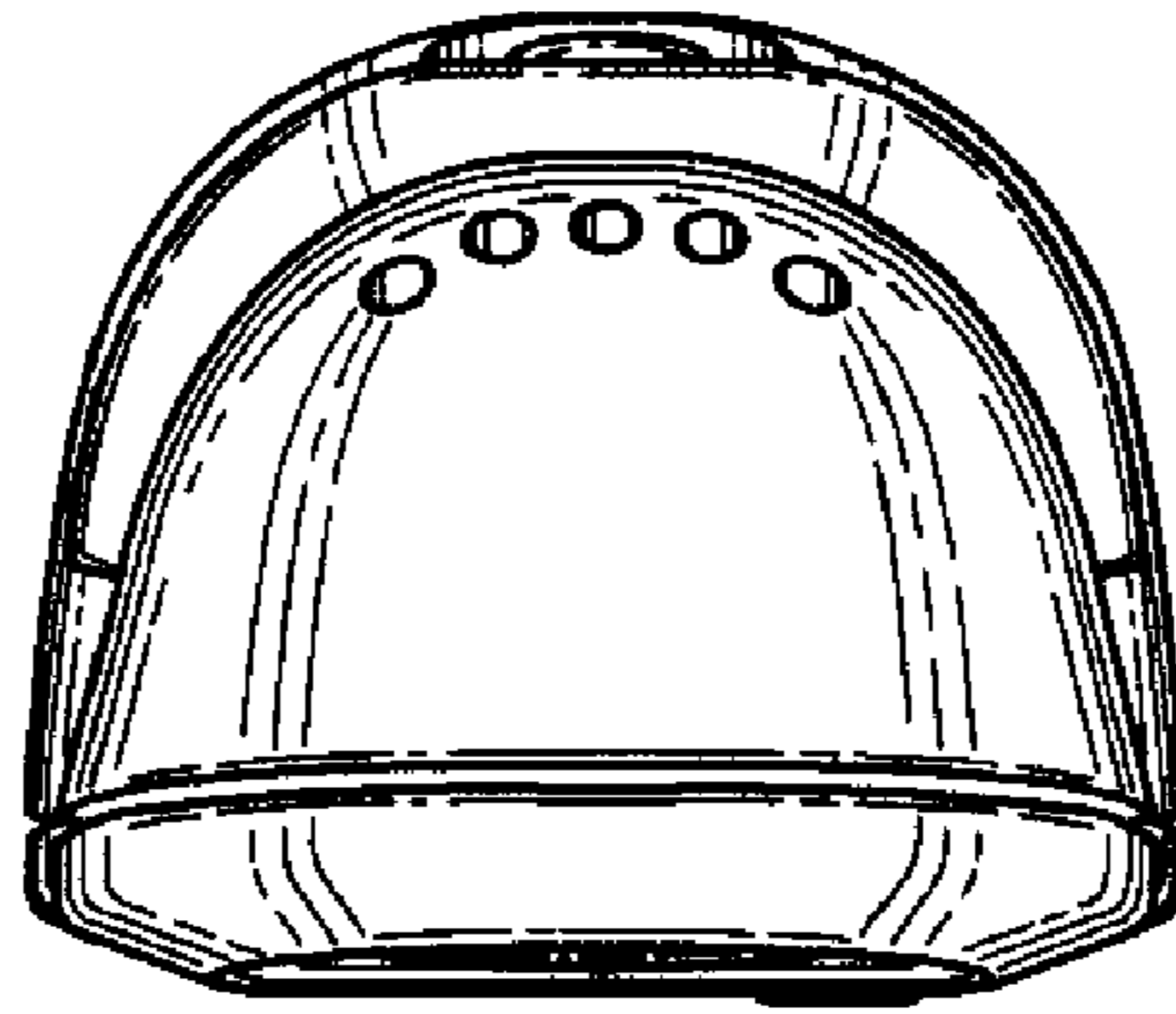


FIG. 7




FIG. 8