



US00D553212S

(12) **United States Design Patent** (10) **Patent No.:** **US D553,212 S**
Cameron et al. (45) **Date of Patent:** **** Oct. 16, 2007**

(54) **PORTION OF A GRIP**

(75) Inventors: **Don T. Cameron**, Carlsbad, CA (US);
Margaret Lemieux, Oceanside, CA (US)

(73) Assignee: **Acushnet Company**, Fairhaven, MA (US)

(**) Term: **14 Years**

(21) Appl. No.: **29/245,467**

(22) Filed: **Dec. 23, 2005**

(51) **LOC (8) Cl.** **21-02**

(52) **U.S. Cl.** **D21/756**

(58) **Field of Classification Search** D21/756;
473/300-303

See application file for complete search history.

(56) **References Cited**

U.S. PATENT DOCUMENTS

D328,484 S * 8/1992 Hsien D21/756
D343,668 S * 1/1994 Downey D21/756
D385,936 S * 11/1997 Nakazaki D21/756

OTHER PUBLICATIONS

“‘Minus Ion’ Titan Putting Grips’, Titan Rules Product Catalogue, Titan Rules, 2006 PGA Merchandise Show & Convention, Jan. 26-29, 2006.

“Change the Color”, Iomic Product Catalogue, Iomic, 2006 PGA Merchandise Show & Convention, Jan. 26-29, 2006.

Sharpro Grip 2006 Catalogue, Sharpro, 2006 PGA Merchandise Show & Convention, Jan. 26-29, 2006.

Winn Grip 2006 Catalogue, Winn Incorporated, 2006 PGA Merchandise Show & Convention, Jan. 26-29, 2006.

“A Whole New Era in Grip Design”, Lamkin Grips 2006 Product Catalogue, Lamkin Grips, 2006 PGA Merchandise Show & Convention, Jan. 26-29, 2006.

“Golf Pride Product Focus High-Performance Grips”, Golf Pride 2006 Product Catalogue, Golf Pride, 2006 PGA Merchandise Show & Convention, Jan. 26-29, 2006.

“Tacki-Mac Better Grip. Better Game”, Tacki-Mac 2006 Product Catalogue, Tacki-Mac, 2006 PGA Merchandise Show & Convention, Jan. 26-29, 2006.

Red Studio Design Grip, www.scottycameron.com/products/accessories, Scotty Cameron by Titliest, 2002.

* cited by examiner

Primary Examiner—Mitchell Siegel

(74) *Attorney, Agent, or Firm*—Kristin D. Wheeler

(57) **CLAIM**

The ornamental design for a portion of a grip, as shown and described.

DESCRIPTION

This patent or application file contains at least one drawing executed in color. Copies of this patent or patent application publication with color drawings will be provided by the Office upon request and payment of the necessary fee.

FIG. 1 is a front side view of our new design for a portion of a grip;

FIG. 2 is a right side view thereof;

FIG. 3 is a back side view thereof; and,

FIG. 4 is a left side view thereof.

1 Claim, 1 Drawing Sheet
(1 of 1 Drawing Sheet(s) Filed in Color)






FIGURE 1



FIGURE 2

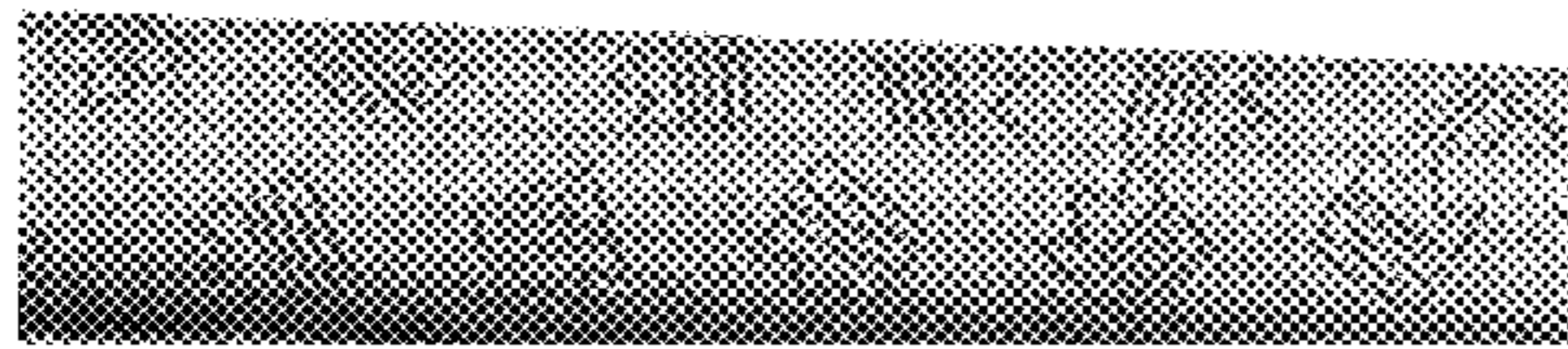


FIGURE 3




FIGURE 4