



US00D553208S

(12) **United States Design Patent**  
**Jazwiec**

(10) **Patent No.:** **US D553,208 S**

(45) **Date of Patent:** **\*\* Oct. 16, 2007**

(54) **PUTTER**

(76) **Inventor:** **Joseph Jazwiec**, 8312 N. Odell, Niles,  
IL (US) 60714

(\*\*) **Term:** **14 Years**

(21) **Appl. No.:** **29/272,445**

(22) **Filed:** **Feb. 8, 2007**

**Related U.S. Application Data**

(62) Division of application No. 29/246,378, filed on Apr.  
5, 2006.

(51) **LOC (8) Cl.** ..... **21-02**

(52) **U.S. Cl.** ..... **D21/736**

(58) **Field of Classification Search** ..... D21/736-746;  
473/324-331, 340-341, 251-256  
See application file for complete search history.

(56) **References Cited**

**U.S. PATENT DOCUMENTS**

792,631 A	6/1905	Taylor	
823,082 A	6/1906	Robertson	
1,657,972 A	1/1928	Rowe	
D198,383 S	6/1964	Butler	
D201,250 S	6/1965	Martinez	
3,260,525 A	7/1966	Ortel	
D206,540 S	12/1966	Mackenzie	
D208,313 S	8/1967	Machos	
3,399,898 A	9/1968	Burkland	
3,459,426 A	8/1969	Sherwood	
3,826,495 A	7/1974	Elkins, Jr.	
3,874,668 A	4/1975	Flege	
D237,397 S	10/1975	Csemits	
D239,401 S *	3/1976	Kindred	..... D21/741
3,963,244 A	6/1976	Mierzejewski	
4,114,886 A	9/1978	Koch	
4,295,650 A	10/1981	Keeble	
D272,459 S	1/1984	Jones	

4,805,922 A	2/1989	Whitfield
D306,055 S	2/1990	Morris
5,022,656 A	6/1991	Tiller
5,029,860 A	7/1991	Ehrich
5,125,657 A	6/1992	Beil
5,213,332 A	5/1993	Fahy et al.
5,383,664 A	1/1995	Epperson
5,415,408 A	5/1995	Livesay et al.
5,458,335 A	10/1995	Hattori
5,499,817 A	3/1996	Brady
5,584,769 A	12/1996	Sundin
5,616,087 A	4/1997	Bothwell
5,640,777 A	6/1997	Densberger et al.
5,779,559 A	7/1998	Eberle
5,785,608 A	7/1998	Collins
5,823,892 A	10/1998	Kuo

(Continued)

*Primary Examiner*—Mitchell Siegel  
(74) *Attorney, Agent, or Firm*—Marshall, Gerstein & Borun  
LLP

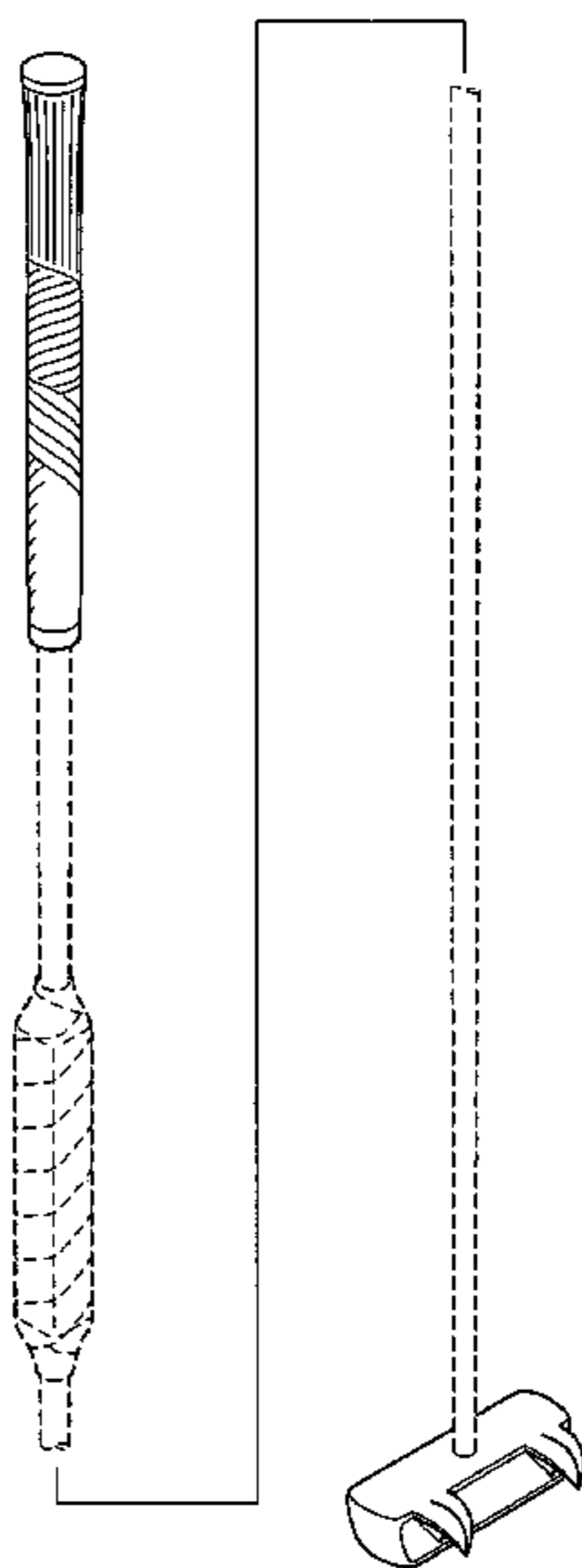
(57) **CLAIM**

The ornamental design for a putter, as shown and described.

**DESCRIPTION**

FIG. 1 is a perspective view showing my design for a putter;  
FIG. 2 is a left side view of the putter of FIG. 1;  
FIG. 3 is a front view of the putter of FIG. 1;  
FIG. 4 is a rear view of the putter of FIG. 1;  
FIG. 5 is a right side view of the putter of FIG. 1;  
FIG. 6 is a top view of the putter of FIG. 1; and,  
FIG. 7 is a bottom view of the putter of FIG. 1.  
The dashed lines are for illustrative purposes only and form  
no part of the claimed design.

**1 Claim, 6 Drawing Sheets**



# US D553,208 S

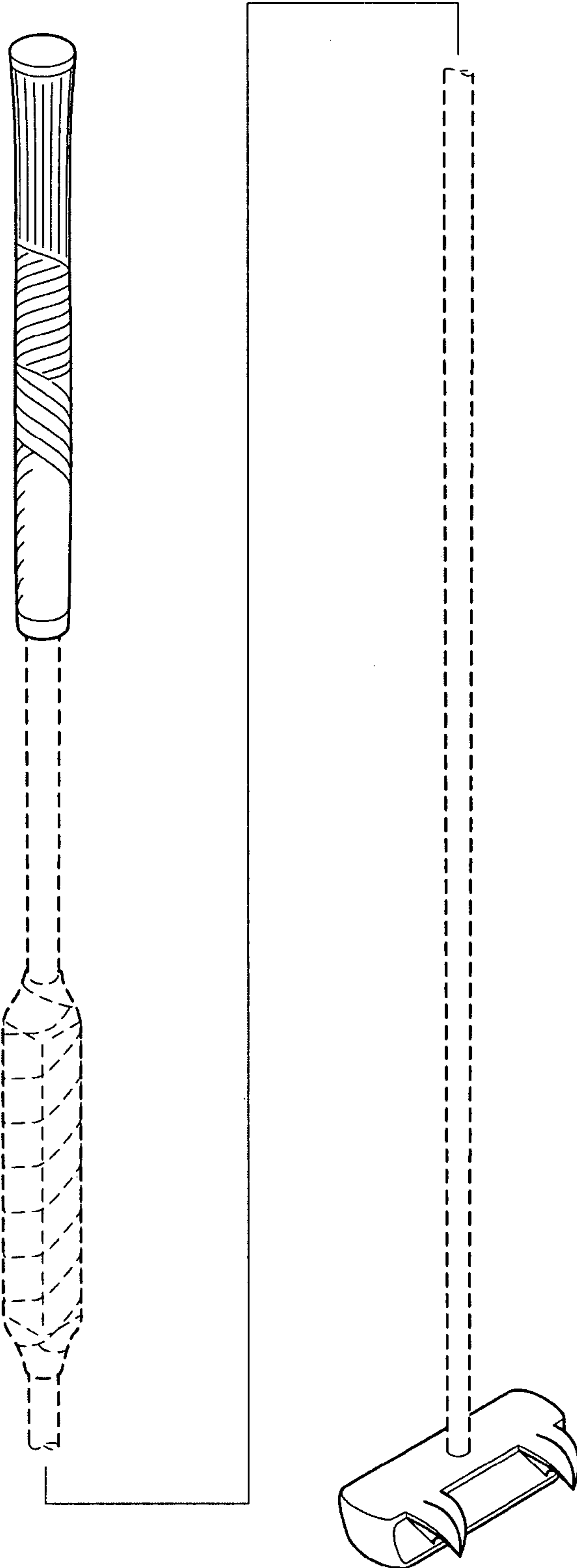
Page 2

---

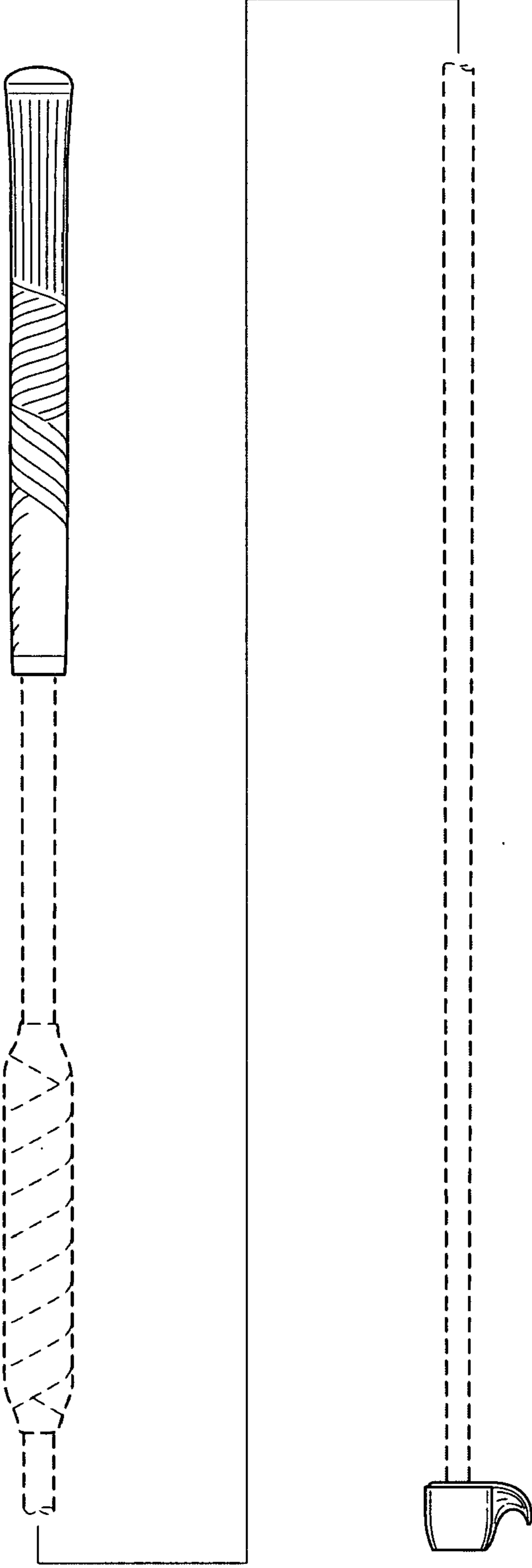
## U.S. PATENT DOCUMENTS

D403,724 S	1/1999	Palmer	6,358,162 B1	3/2002	Piotrowski et al.	
5,913,738 A	6/1999	Carlucci	6,533,678 B1	3/2003	Johnson	
6,017,279 A	1/2000	Sumitomo	D500,109 S *	12/2004	Solheim et al. ....	D21/736
6,045,453 A	4/2000	Jenkins	D500,110 S *	12/2004	Solheim et al. ....	D21/742
6,135,896 A	10/2000	Miao et al.	D503,447 S *	3/2005	Toroussian .....	D21/736
6,244,974 B1	6/2001	Hanberry, Jr.	6,960,140 B2 *	11/2005	Solheim et al. ....	473/251
6,319,146 B1	11/2001	Mills				

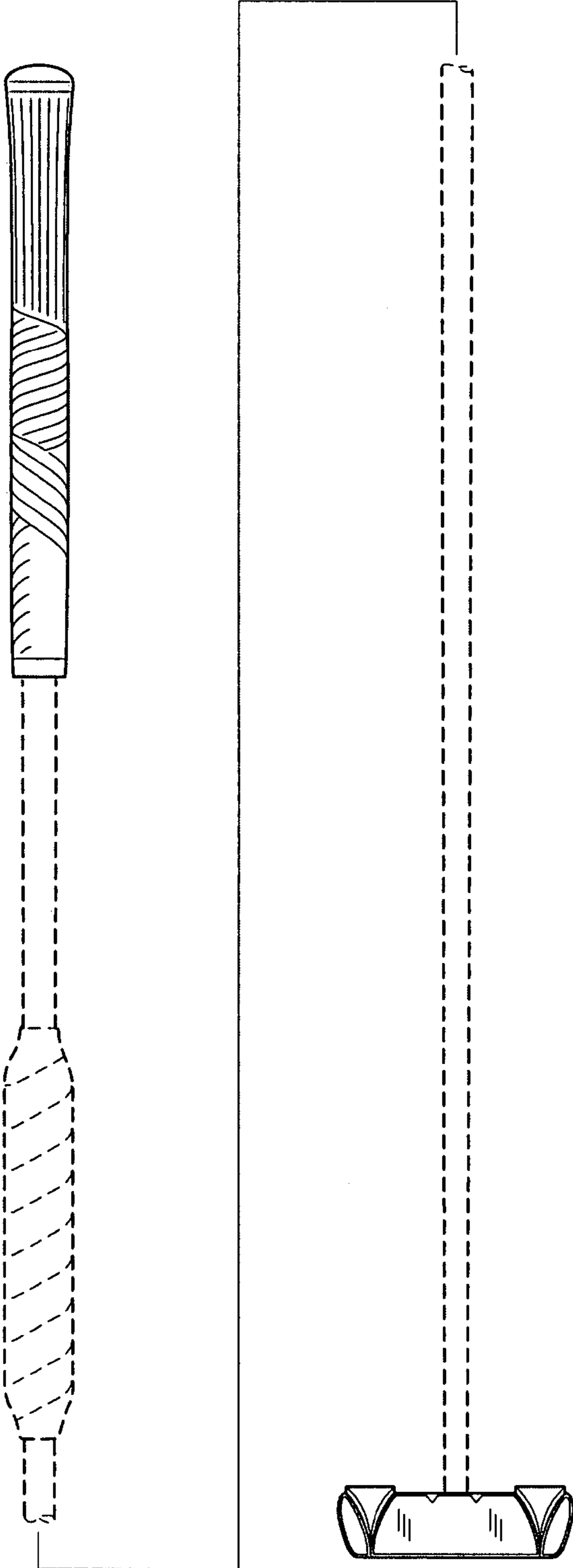
\* cited by examiner



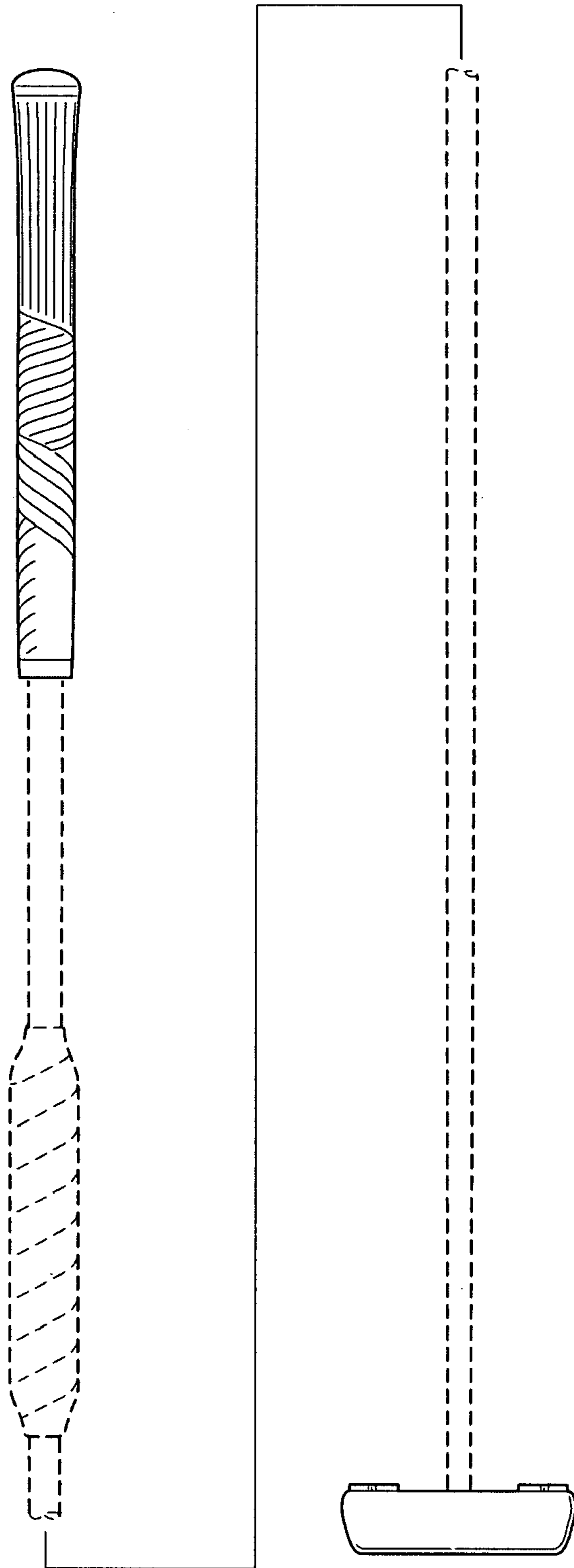
**FIG. 1**



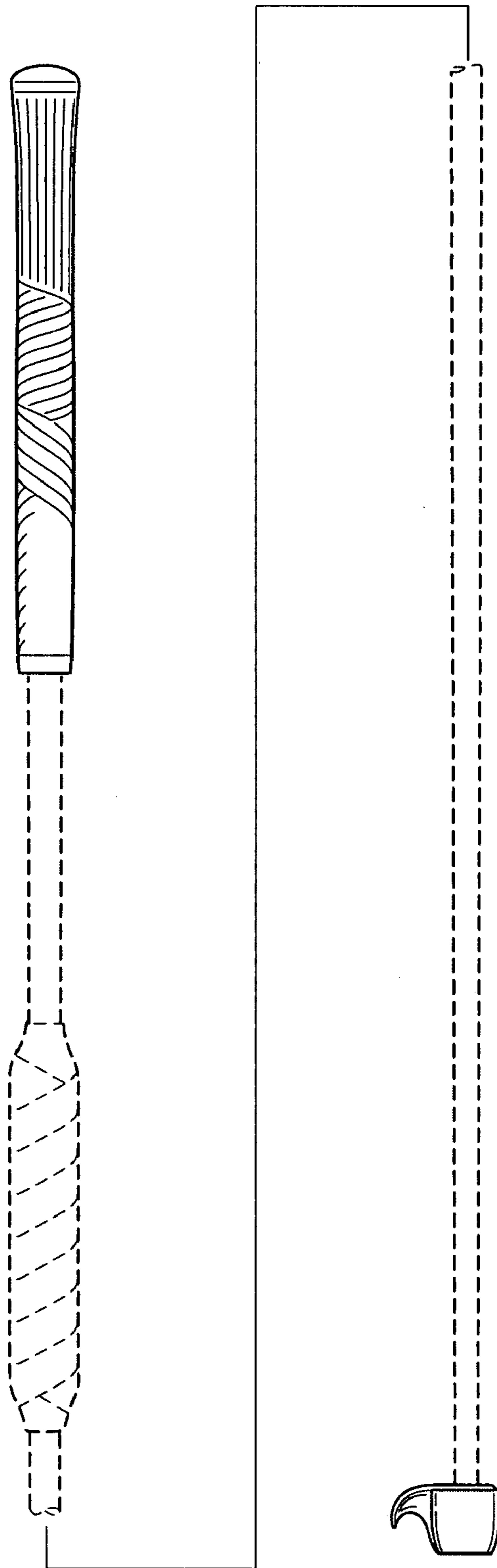
**FIG. 2**



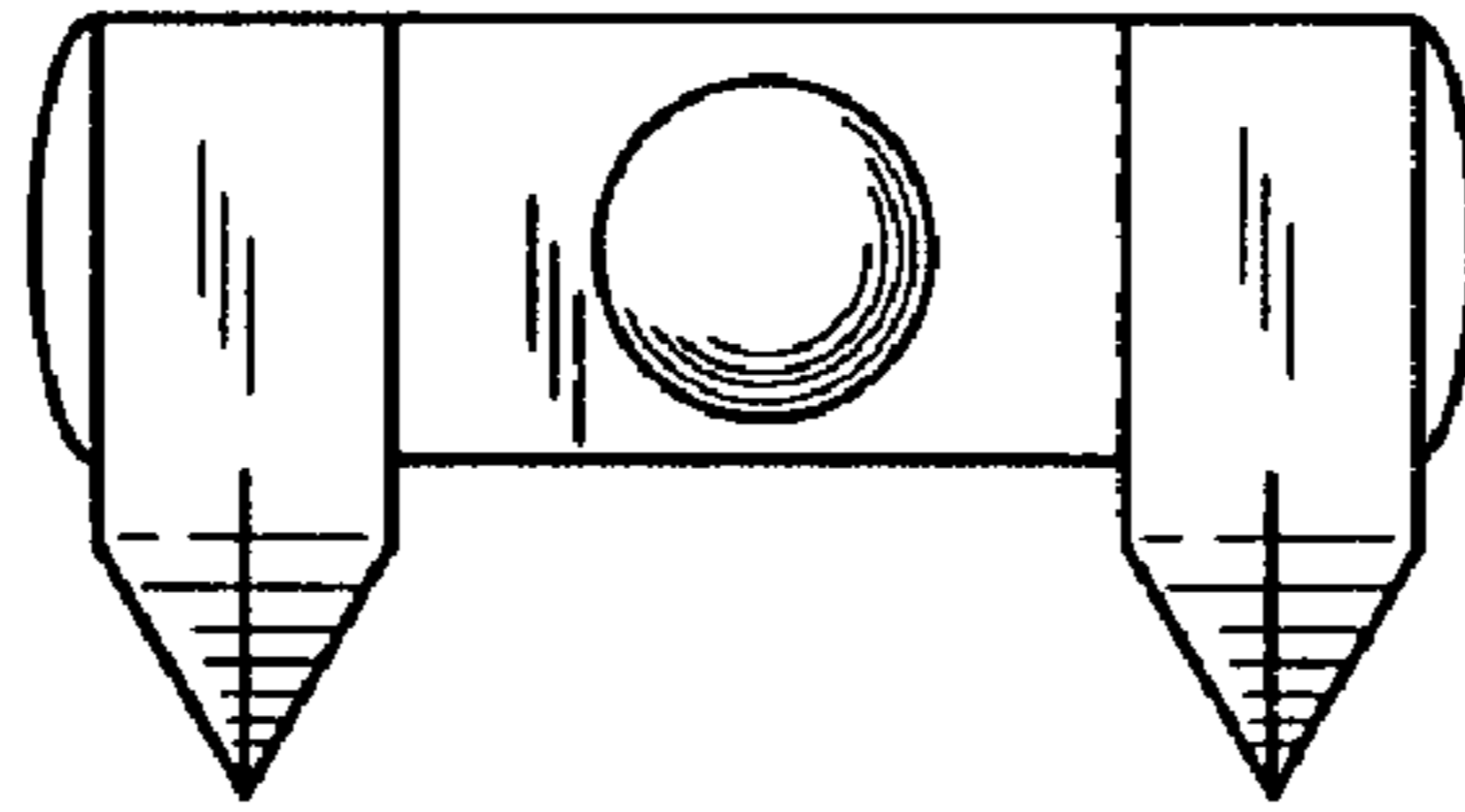
**FIG. 3**



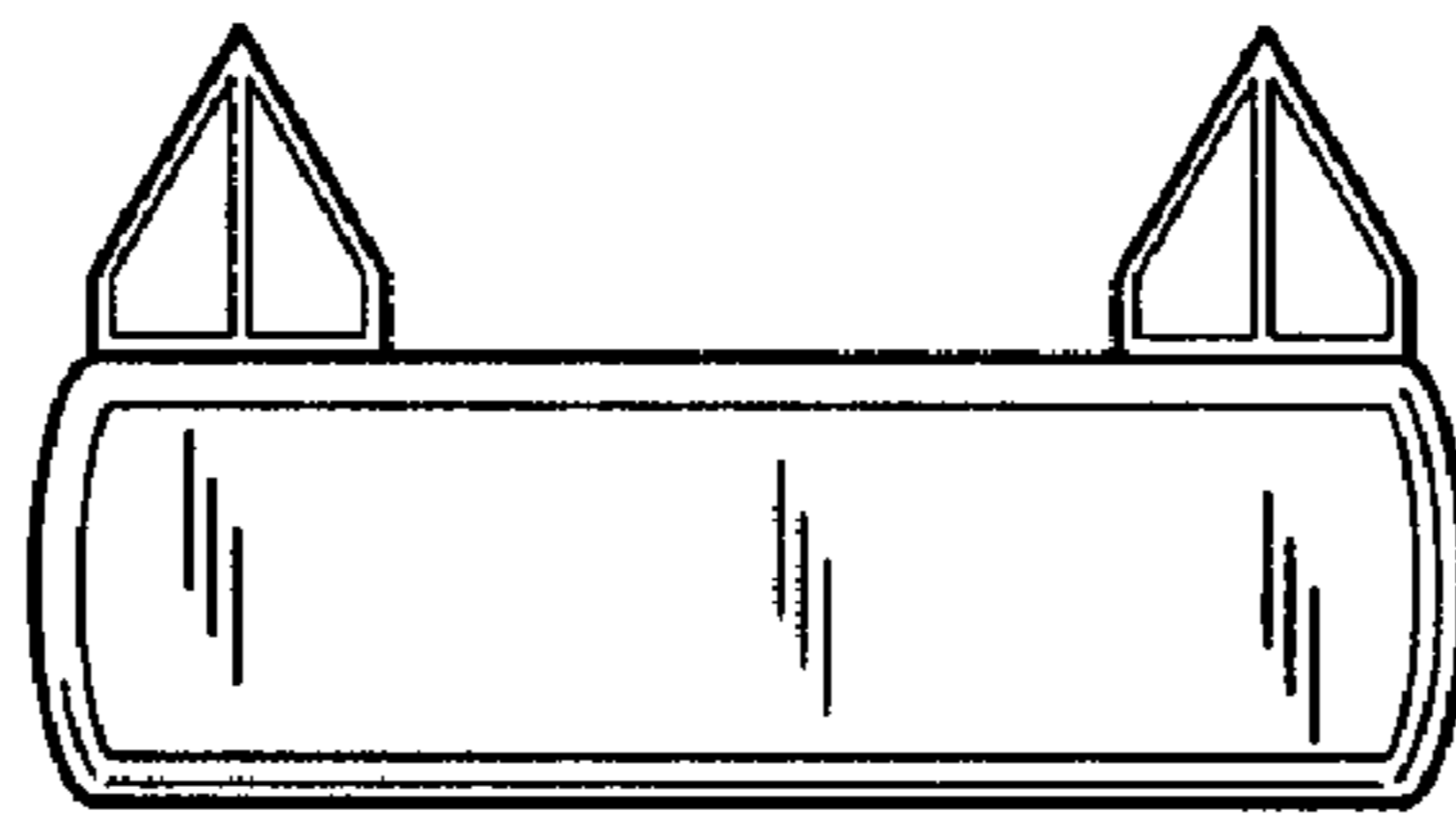
**FIG. 4**



**FIG. 5**



**FIG. 6**



**FIG. 7**