



US00D553206S

(12) **United States Design Patent**
Morales et al.

(10) **Patent No.:** **US D553,206 S**

(45) **Date of Patent:** **** Oct. 16, 2007**

(54) **GOLF DRIVER HEAD**

(75) Inventors: **Eric J. Morales**, Phoenix, AZ (US);
Anthony D. Serrano, Anthem, AZ
(US)

(73) Assignee: **Karsten Manufacturing Corporation**,
Phoenix, AZ (US)

(**) Term: **14 Years**

(21) Appl. No.: **29/266,927**

(22) Filed: **Sep. 29, 2006**

(51) **LOC (8) Cl.** **21-02**

(52) **U.S. Cl.** **D21/733**

(58) **Field of Classification Search** D21/733,
D21/752, 759; 473/324-331, 343-346
See application file for complete search history.

(56) **References Cited**

U.S. PATENT DOCUMENTS

D366,079 S *	1/1996	Kenmi	D21/752
D371,817 S *	7/1996	Olsavsky et al.	D21/752
5,624,331 A	4/1997	Lo et al.	473/345
6,575,845 B2	6/2003	Galloway et al.	473/329
D482,420 S *	11/2003	Burrows	D21/752
D484,208 S *	12/2003	Burrows	D21/752
D501,036 S *	1/2005	Burrows	D21/752
D502,520 S *	3/2005	Dogan et al.	D21/759
D514,179 S *	1/2006	Chen et al.	D21/733
7,008,332 B2	3/2006	Liou	473/345
D522,077 S *	5/2006	Schweigert et al.	D21/752

D522,601 S *	6/2006	Schweigert et al.	D21/752
D532,858 S *	11/2006	Rice	D21/759
D537,495 S *	2/2007	Schweigert et al.	D21/752
D537,496 S *	2/2007	Serrano et al.	D21/752
D538,363 S *	3/2007	Schweigert et al.	D21/733
D539,371 S *	3/2007	Chen et al.	D21/752
2004/0192468 A1	9/2004	Onoda et al.		
2006/0052181 A1	3/2006	Serrano et al.	473/345

* cited by examiner

Primary Examiner—Mitchell Siegel

(74) *Attorney, Agent, or Firm*—Darrell F. Marquette

(57) **CLAIM**

The ornamental design for a golf driver head, as shown and described.

DESCRIPTION

FIG. 1 is a perspective view of a golf driver head showing our new design;

FIG. 2 is a front elevational view of the golf driver head of FIG. 1;

FIG. 3 is a top view of the golf driver head of FIG. 1;

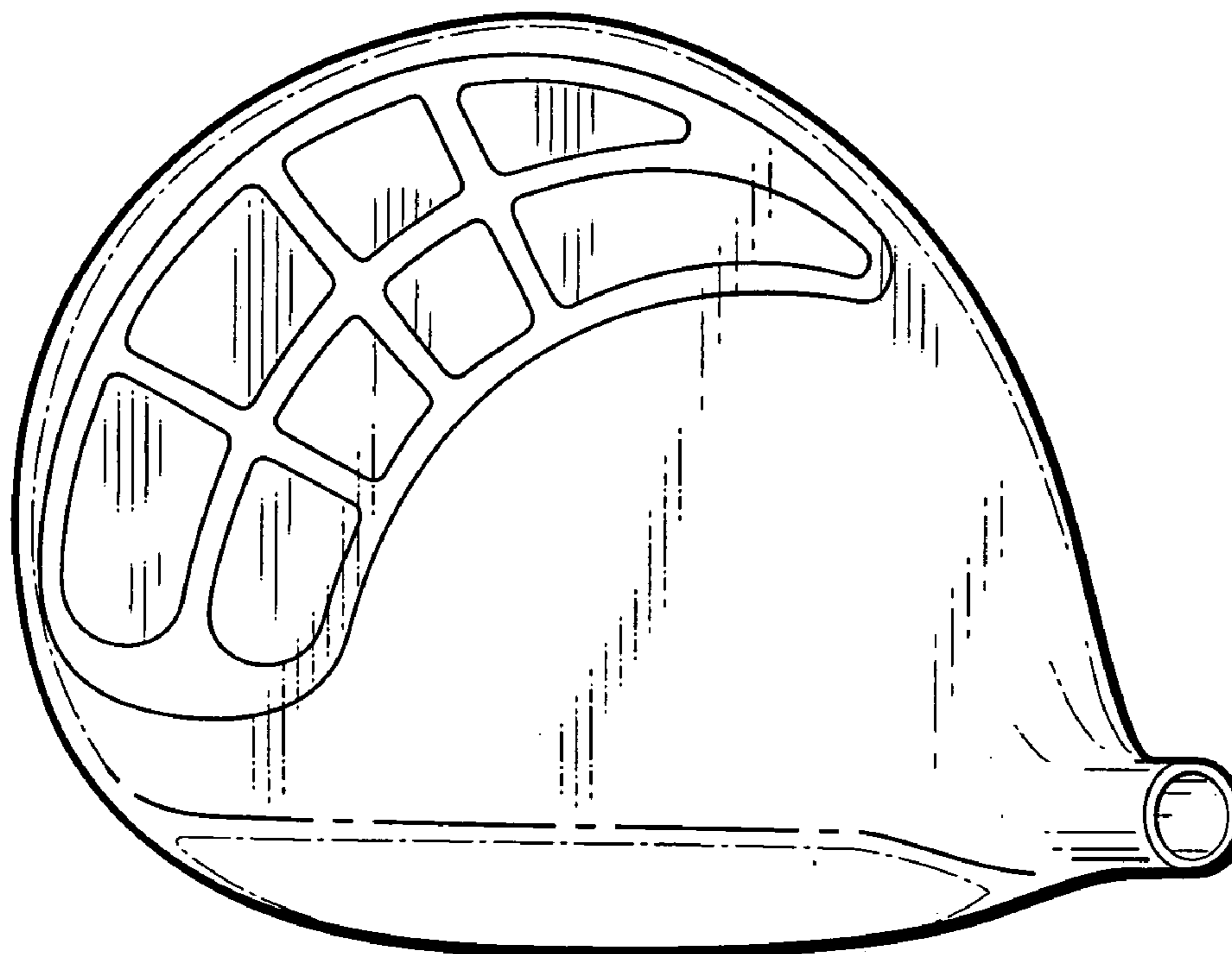
FIG. 4 is a rear elevational view of the golf driver head of FIG. 1;

FIG. 5 is a heel end view of the golf driver head of FIG. 1;

FIG. 6 is a bottom view of the golf driver head of FIG. 1; and,

FIG. 7 is a toe end view of the golf driver head of FIG. 1.

1 Claim, 3 Drawing Sheets



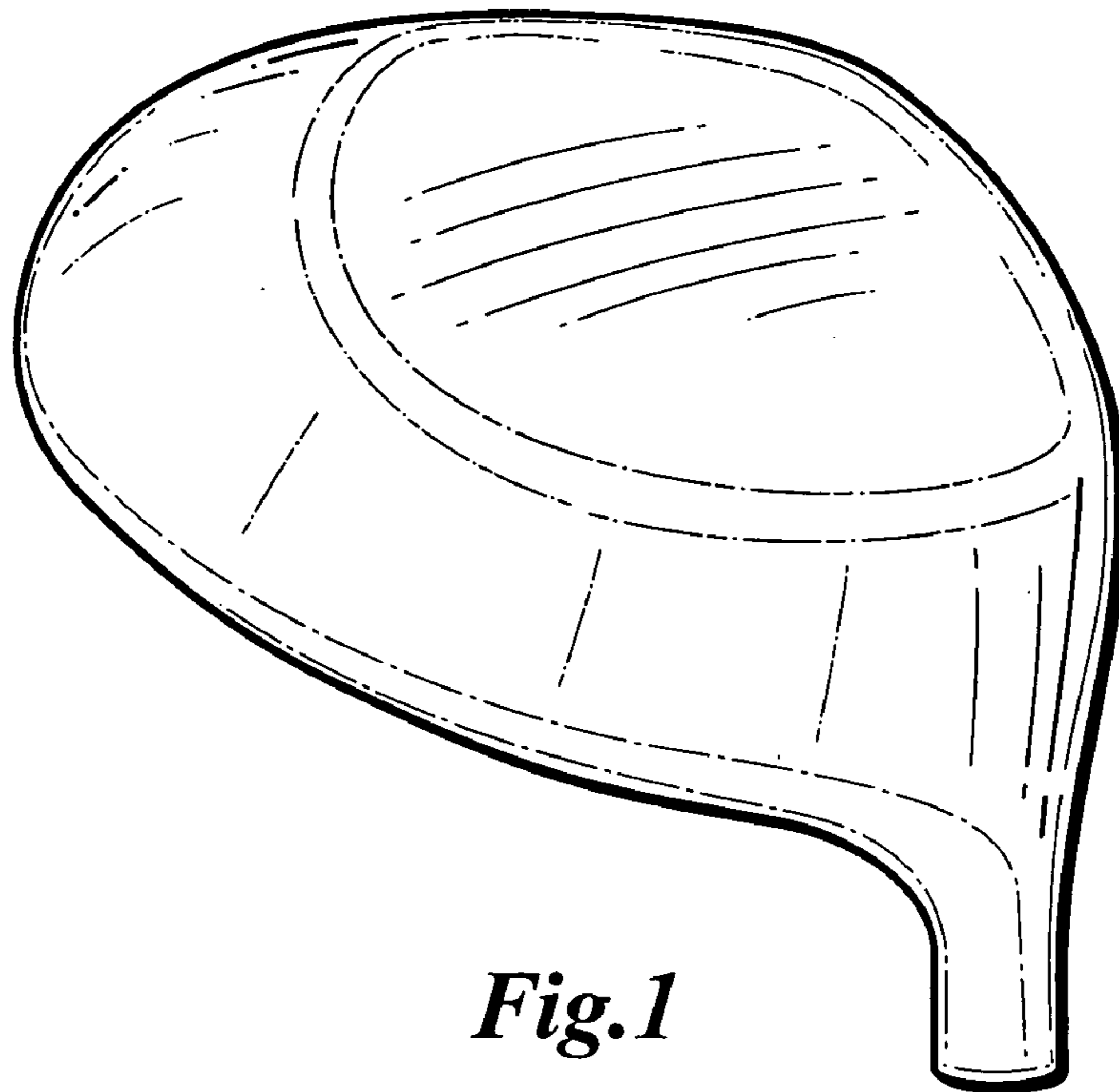


Fig. 1

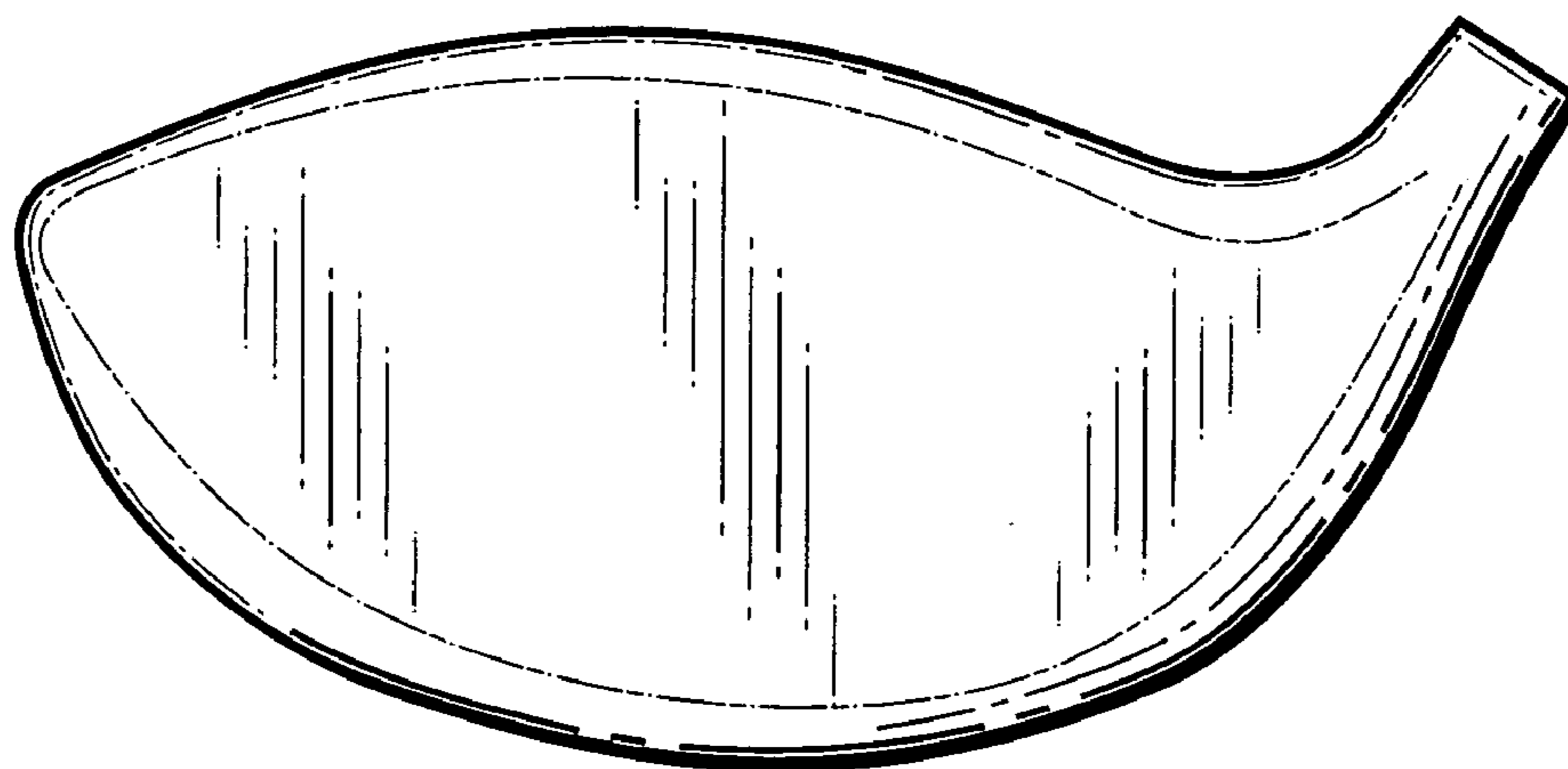


Fig. 2

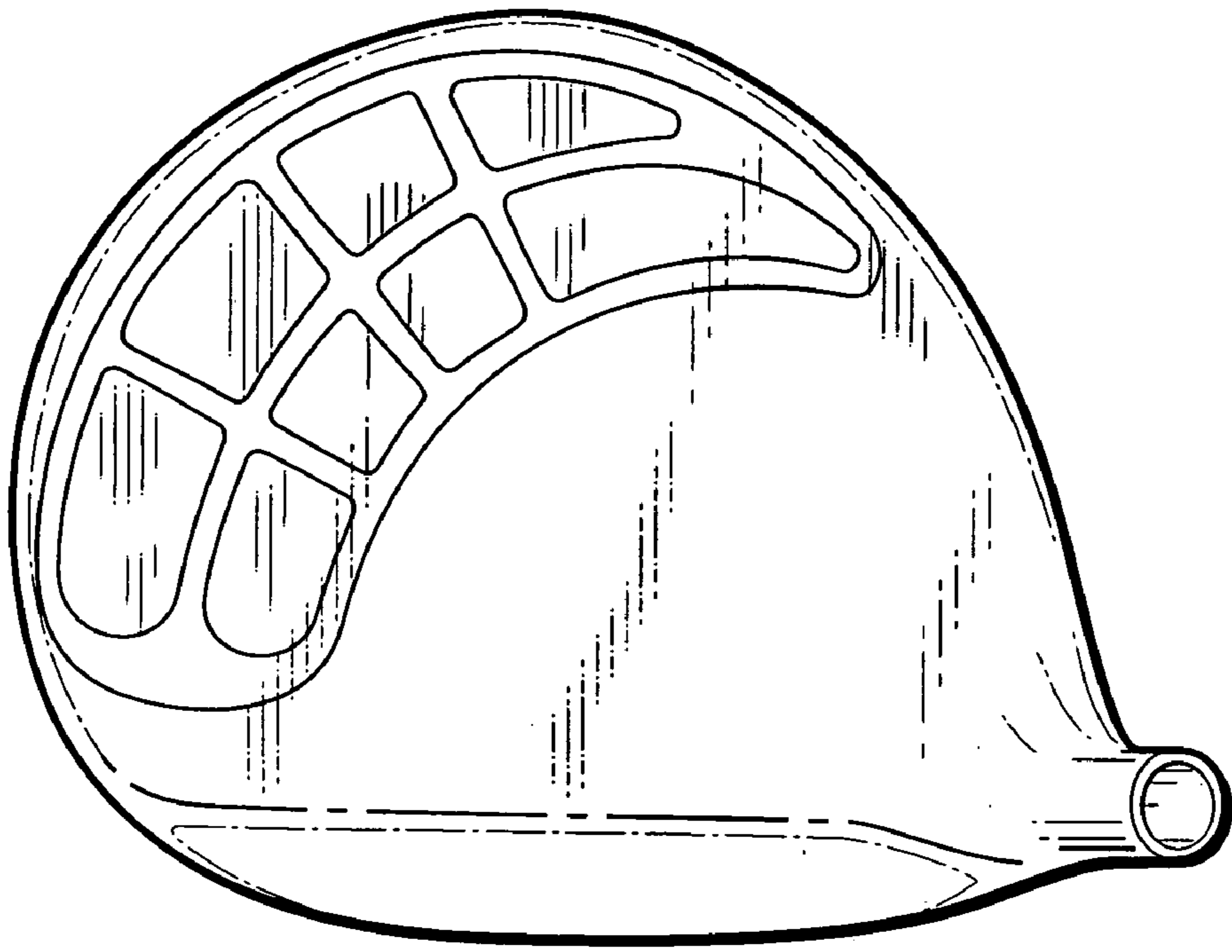


Fig.3

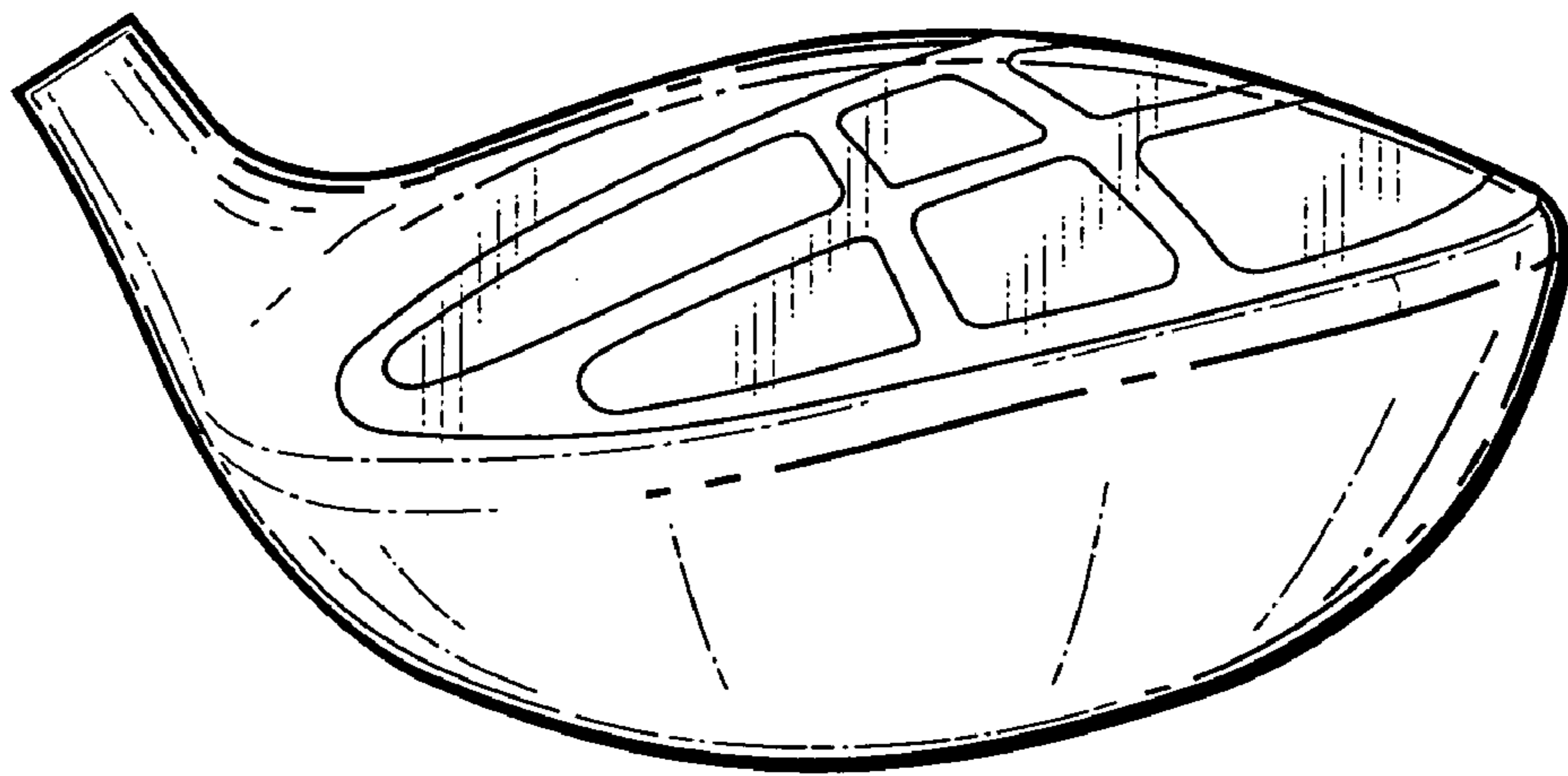


Fig.4

Fig.5

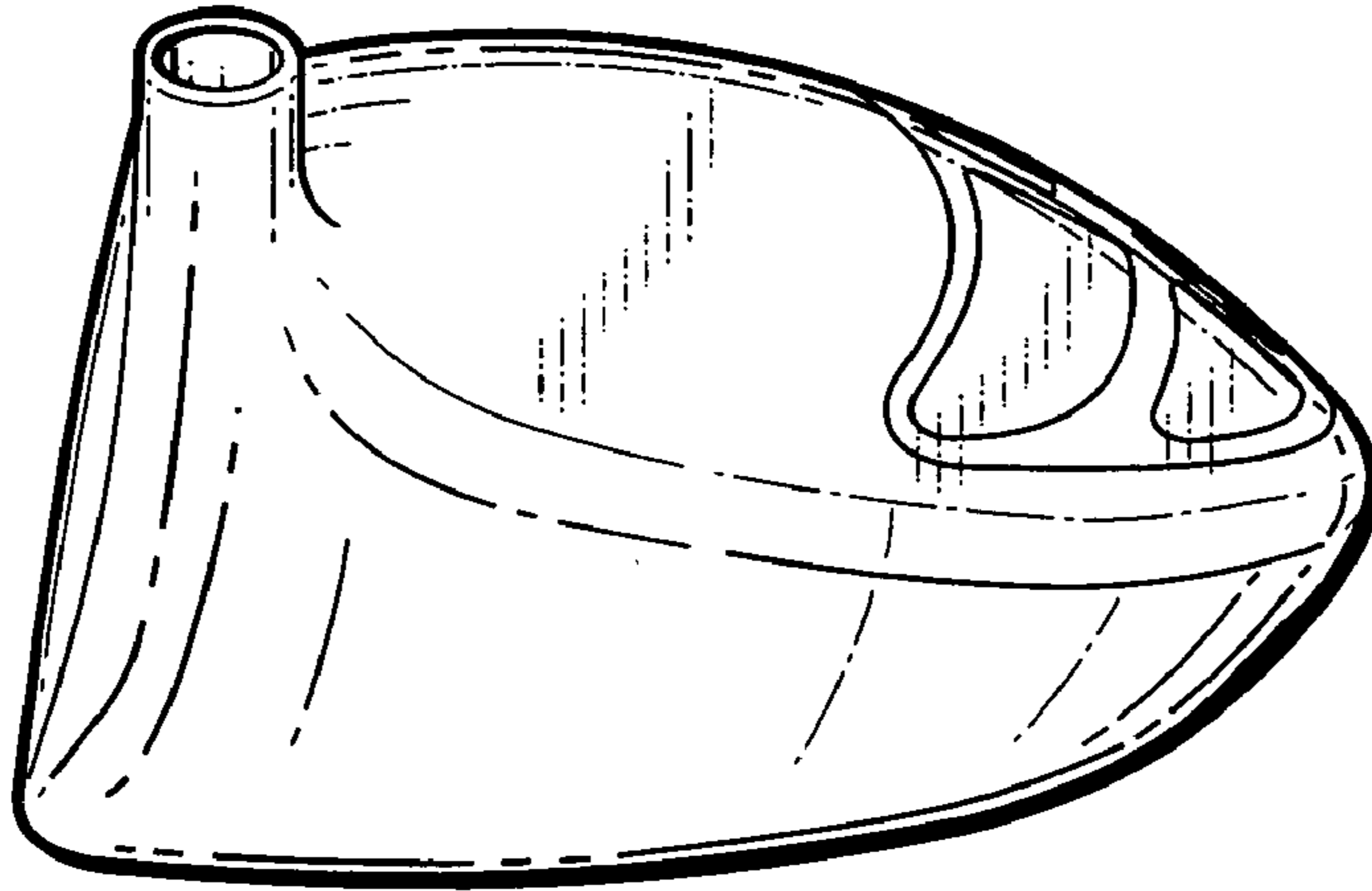


Fig.6




Fig.7

