

US00D553195S

(12) **United States Design Patent**
Chamberlain

(10) **Patent No.:** **US D553,195 S**

(45) **Date of Patent:** **** Oct. 16, 2007**

(54) **MAGNETIC SIGN**

(76) **Inventor:** **Kelly L. Chamberlain**, 133 Rutherford La., Stuarts Draft, VA (US) 24477

(**) **Term:** **14 Years**

(21) **Appl. No.:** **29/246,934**

(22) **Filed:** **May 22, 2006**

(51) **LOC (8) Cl.** **20-03**

(52) **U.S. Cl.** **D20/29; D20/28**

(58) **Field of Classification Search** D20/10,
D20/11, 12, 22, 23, 28, 40, 42, 99; 40/27,
40/124.01, 124.02, 124.04, 124.191, 299.01,
40/600; 283/56, 81; D19/7, 52, 88; D14/489;
D24/189

See application file for complete search history.

(56) **References Cited**

U.S. PATENT DOCUMENTS

D278,363 S *	4/1985	Schenkel et al.	D24/189
D291,454 S *	8/1987	Broadfoot	D20/40
D298,144 S *	10/1988	Wells-Papanek et al. ..	D14/489
D361,347 S *	8/1995	Adler	D19/52
D364,642 S *	11/1995	Adler	D19/52
D377,688 S *	1/1997	Dunshee et al.	D24/189
D414,516 S *	9/1999	Lopez	D20/10

D429,282 S *	8/2000	Velazquez et al.	D20/11
D453,797 S *	2/2002	Cranston et al.	D20/23
D476,691 S *	7/2003	Geyer	D20/10
D479,731 S *	9/2003	Morrow et al.	D20/11

* cited by examiner

Primary Examiner—Robert M. Spear

Assistant Examiner—Mary Ann Calabrese

(74) *Attorney, Agent, or Firm*—Steptoe & Johnson PLLC

(57) **CLAIM**

The ornamental design for a magnetic sign, as shown and described.

DESCRIPTION

FIG. 1 is a front, top, and right side perspective view of an embodiment of a magnetic sign showing my new design;

FIG. 2 is a rear, bottom, and left side perspective view thereof;

FIG. 3 is a front, top, and right side perspective view of a first alternative embodiment of the magnetic sign shown in FIG. 1; and,

FIG. 4 is a rear, bottom, and left side perspective view thereof.

1 Claim, 2 Drawing Sheets

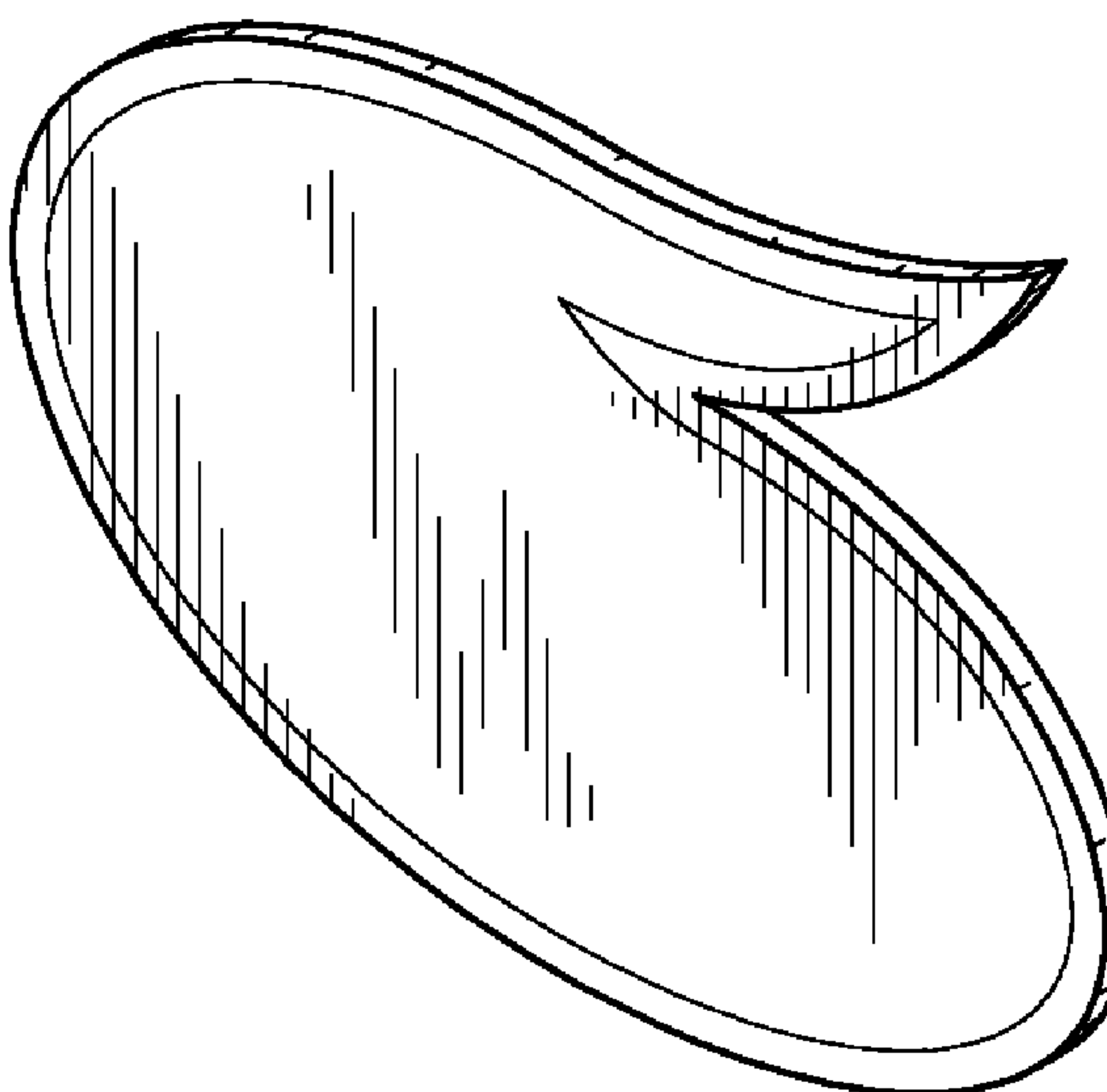
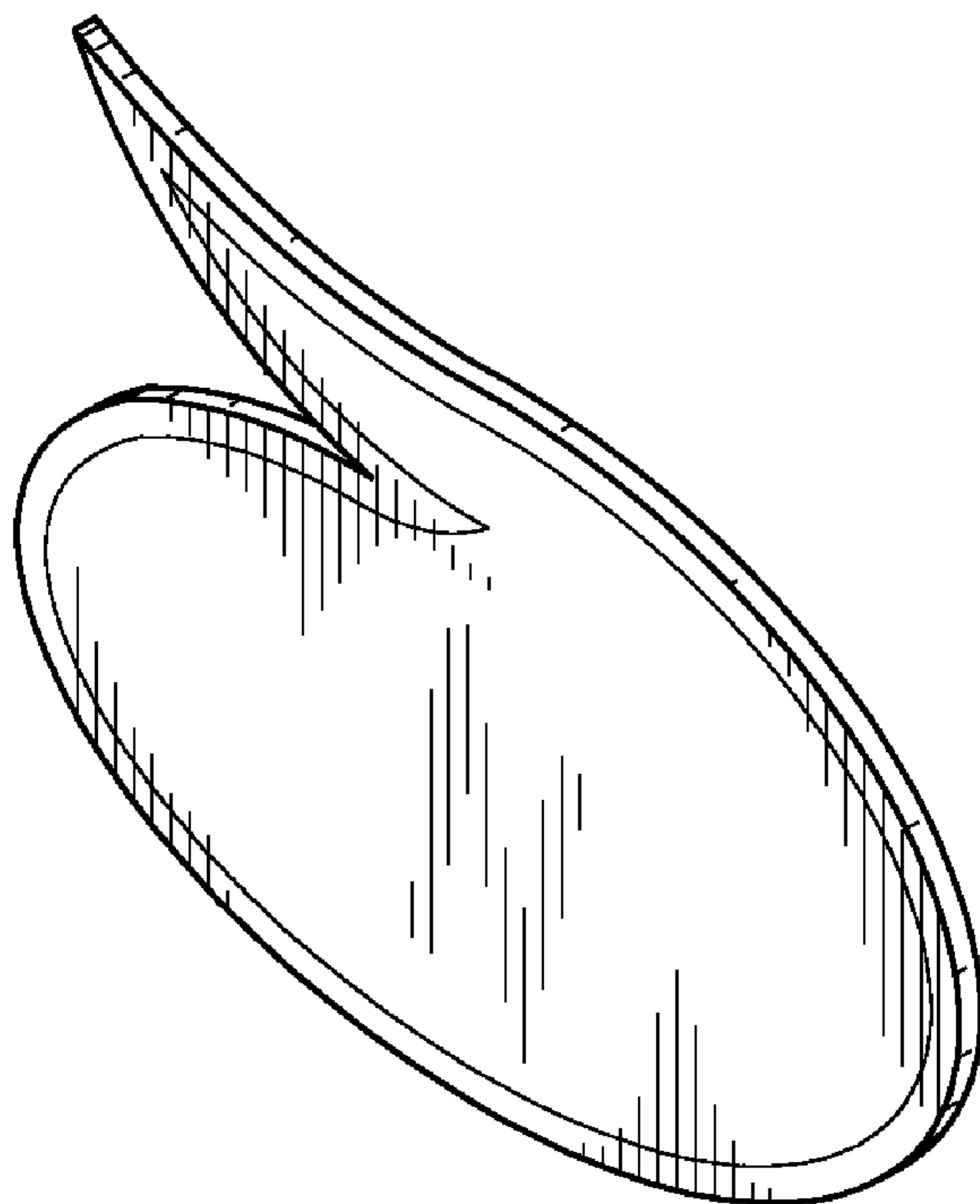


FIG. 1

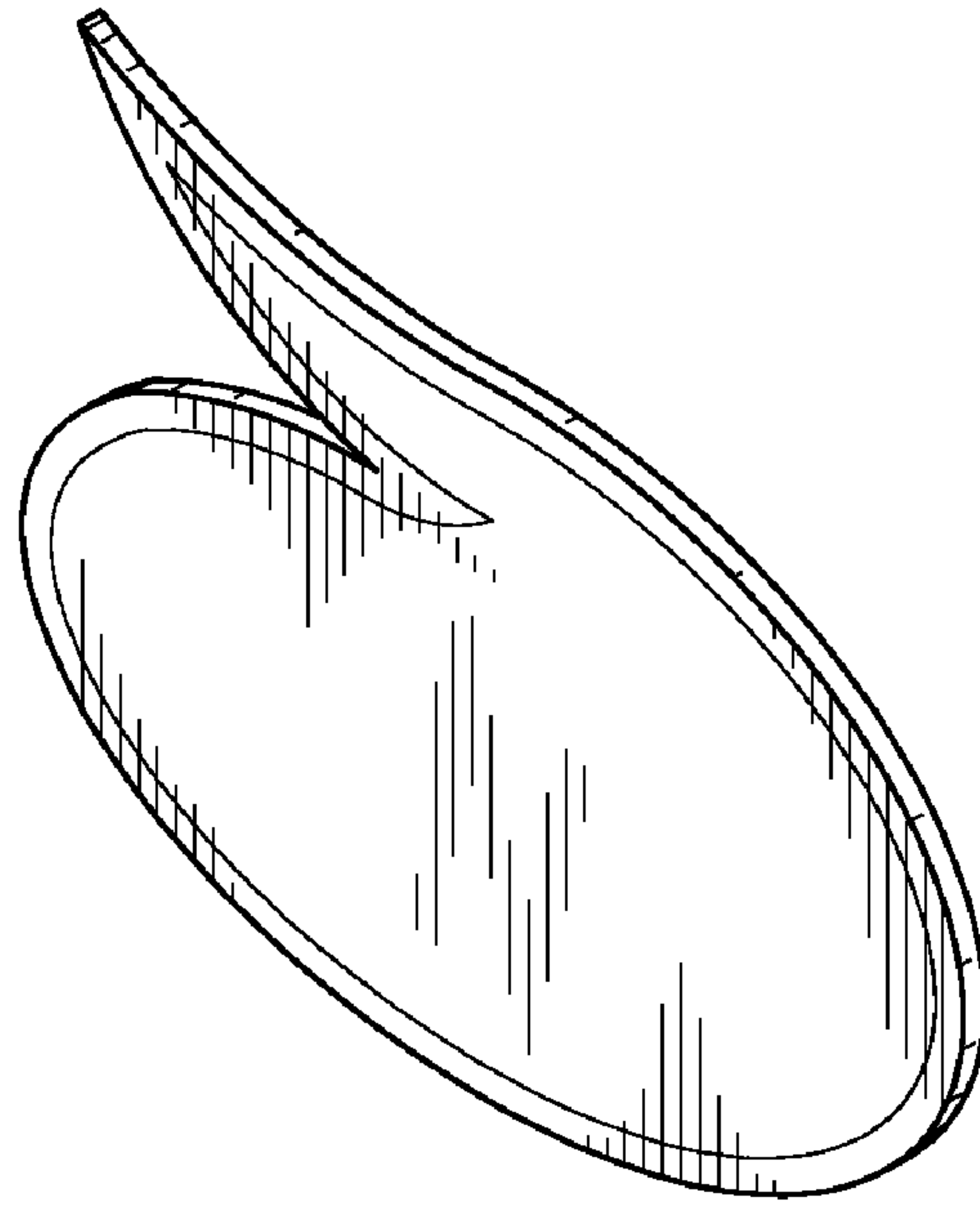


FIG. 2

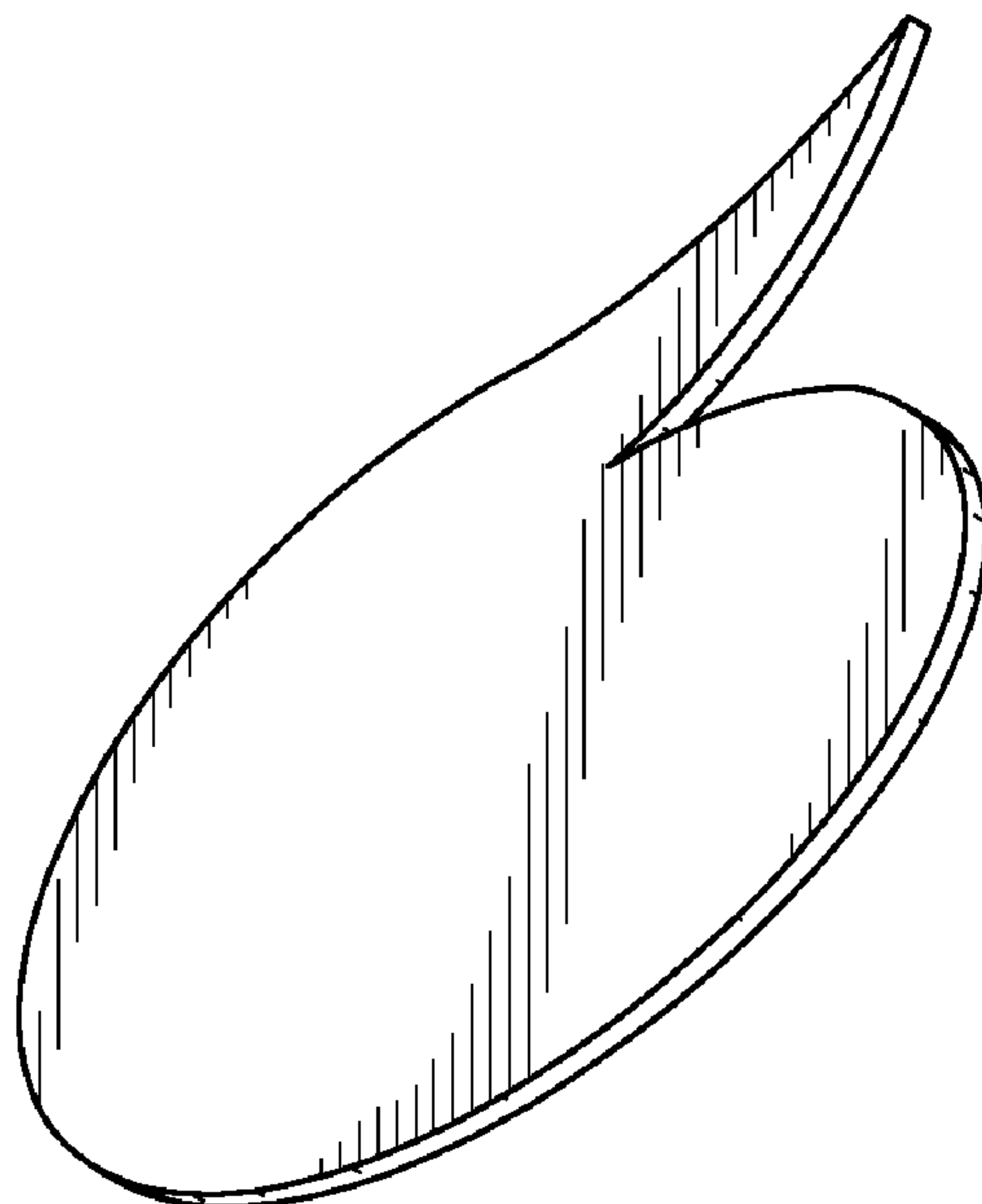


FIG. 3

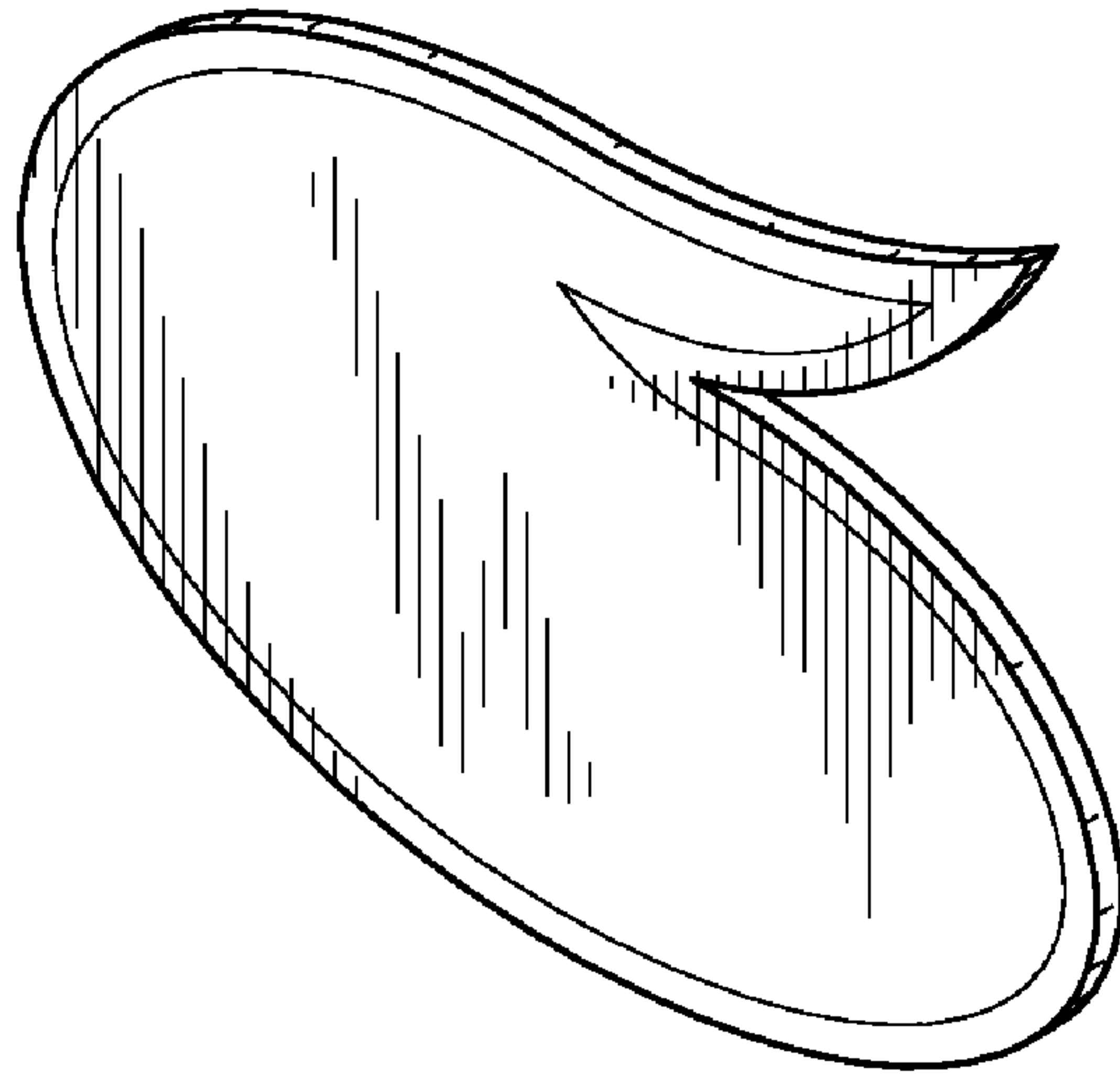


FIG. 4

