



US00D553193S

(12) **United States Design Patent** (10) **Patent No.:** **US D553,193 S**
Parrish et al. (45) **Date of Patent:** **** Oct. 16, 2007**

(54) **ELECTRIC SHARPENER**

(75) Inventors: **Michael Parrish**, Westerville, OH
(US); **Fred Reber, II**, Statesville, NC
(US)

(73) Assignee: **Elmer's Products, Inc.**, Columbus, OH
(US)

(**) Term: **14 Years**

(21) Appl. No.: **29/254,846**

(22) Filed: **Feb. 28, 2006**

(51) **LOC (8) Cl.** **19-06**

(52) **U.S. Cl.** **D19/73**

(58) **Field of Classification Search** D19/65,
D19/72-74, 95, 99, 100; D7/694; D8/91,
D8/98; 30/451-462; 144/28, 28.11, 28.1-28.9,
144/28.71-72

See application file for complete search history.

(56) **References Cited**

U.S. PATENT DOCUMENTS

- D117,901 S * 12/1939 Hoffman D19/73
- 2,251,053 A * 7/1941 Hoffman 144/28.71
- D132,577 S * 5/1942 Hoffman D19/73
- D147,798 S * 11/1947 Kelly D26/37
- D152,719 S * 2/1949 Miller D26/37
- 2,615,426 A * 10/1952 Fryer 144/28.6
- D171,126 S * 12/1953 Fryer D19/74
- D193,457 S * 8/1962 Fleming D19/73
- D244,604 S 6/1977 Ohta
- D250,035 S 10/1978 Kajiwara
- D251,008 S 2/1979 Kajiwara
- D324,700 S 3/1992 Shimoo et al.
- D396,062 S * 7/1998 White et al. D19/73
- D423,585 S 4/2000 Chen
- D425,560 S * 5/2000 Yuen D19/73
- D454,159 S 3/2002 Tsuchikura
- D467,778 S * 12/2002 Nolan D8/50
- 6,553,882 B1 * 4/2003 Daley et al. 83/453
- 6,871,408 B2 * 3/2005 Malard et al. 33/286
- 6,886,614 B2 * 5/2005 Ricono et al. 144/28.11

- D514,410 S * 2/2006 Adams et al. D8/50
- D545,371 S * 6/2007 Kent et al. D19/73
- D545,372 S * 6/2007 Kent et al. D19/73

FOREIGN PATENT DOCUMENTS

WO WO DM/067453 * 2/2006

OTHER PUBLICATIONS

Elmer's Handheld Pencil and Crayon Sharpener, as shown on www.villageoffice.com, dated Jul. 20, 2007 (1 page).*

Elmer's Mighty Mite Electric Sharpener, #19505, as shown on www.officemarketpr.com, dated Jul. 20, 2007 (1 page).*

Elmer's Electric Pencil Sharpener, as shown on www.amazon.com, dated Apr. 18, 2006 (1 page).*

Elmer's Powerhouse Electric Pencil Sharpener, #EPI1799, as shown on www.amazon.com, dated Jan. 3, 2007 (1 page).*

* cited by examiner

Primary Examiner—Elizabeth A. Albert

Assistant Examiner—Karen E Eldridge Powers

(74) *Attorney, Agent, or Firm*—McNees Wallace & Nurick LLC

(57) **CLAIM**

The ornamental design for an electric sharpener, substantially as shown and described.

DESCRIPTION

FIG. 1 is an isometric view of an electric sharpener showing the new design;

FIG. 2 is a left side elevational view thereof, the right side being a mirror image;

FIG. 3 is a front elevational view thereof;

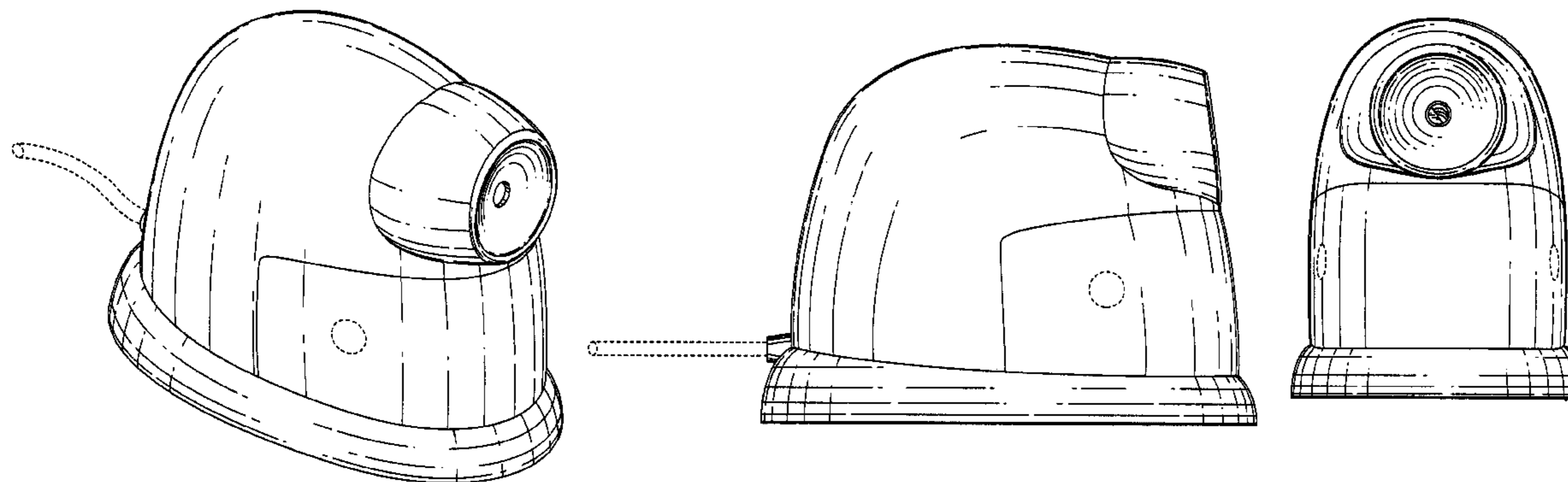
FIG. 4 is a rear elevational view thereof;

FIG. 5 is a top plan view thereof; and,

FIG. 6 is a bottom view thereof.

The broken lines shown in the drawings are for the purpose of illustrating environmental matter and form no part of the claimed design.

1 Claim, 3 Drawing Sheets



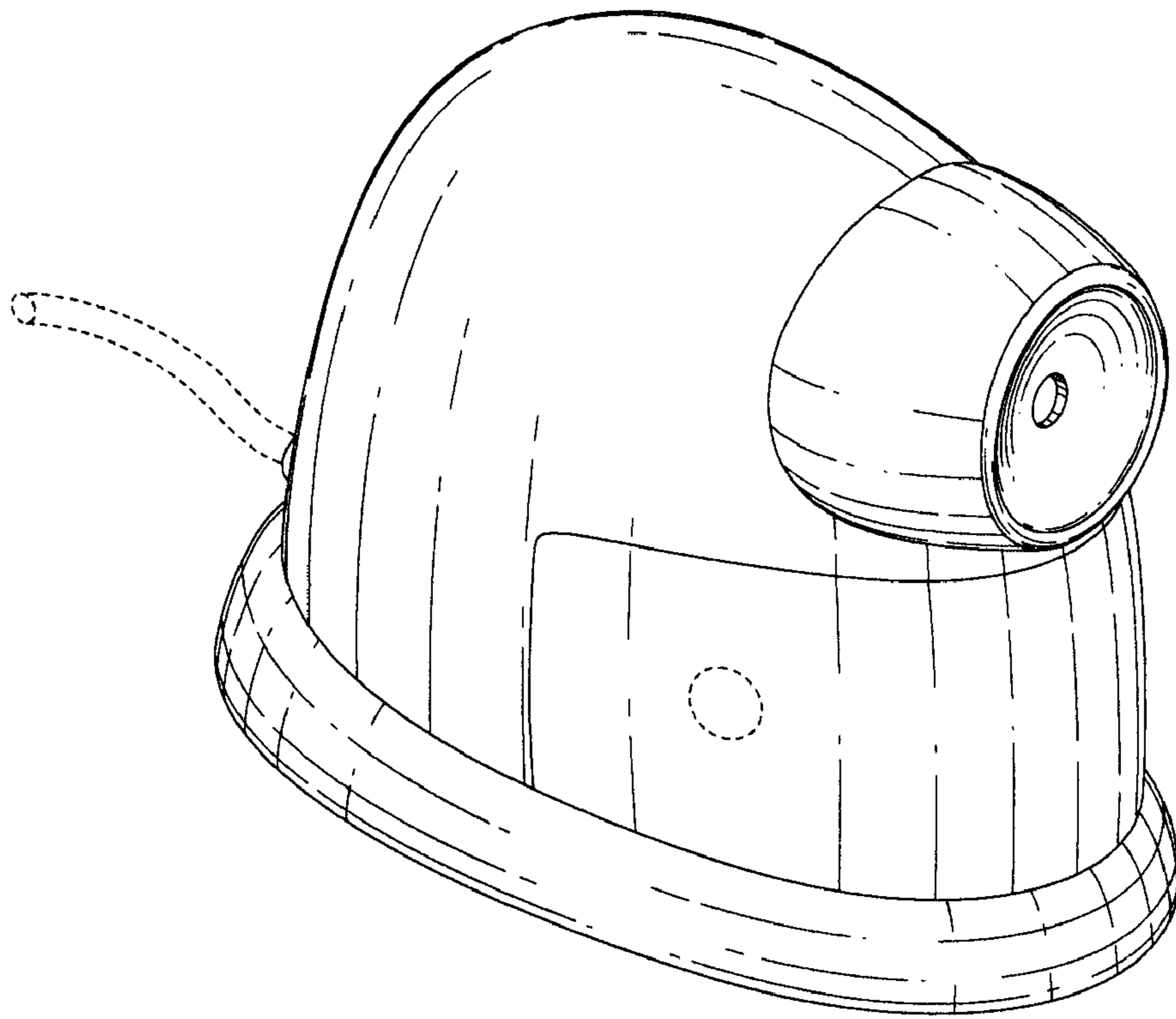


Fig. 1

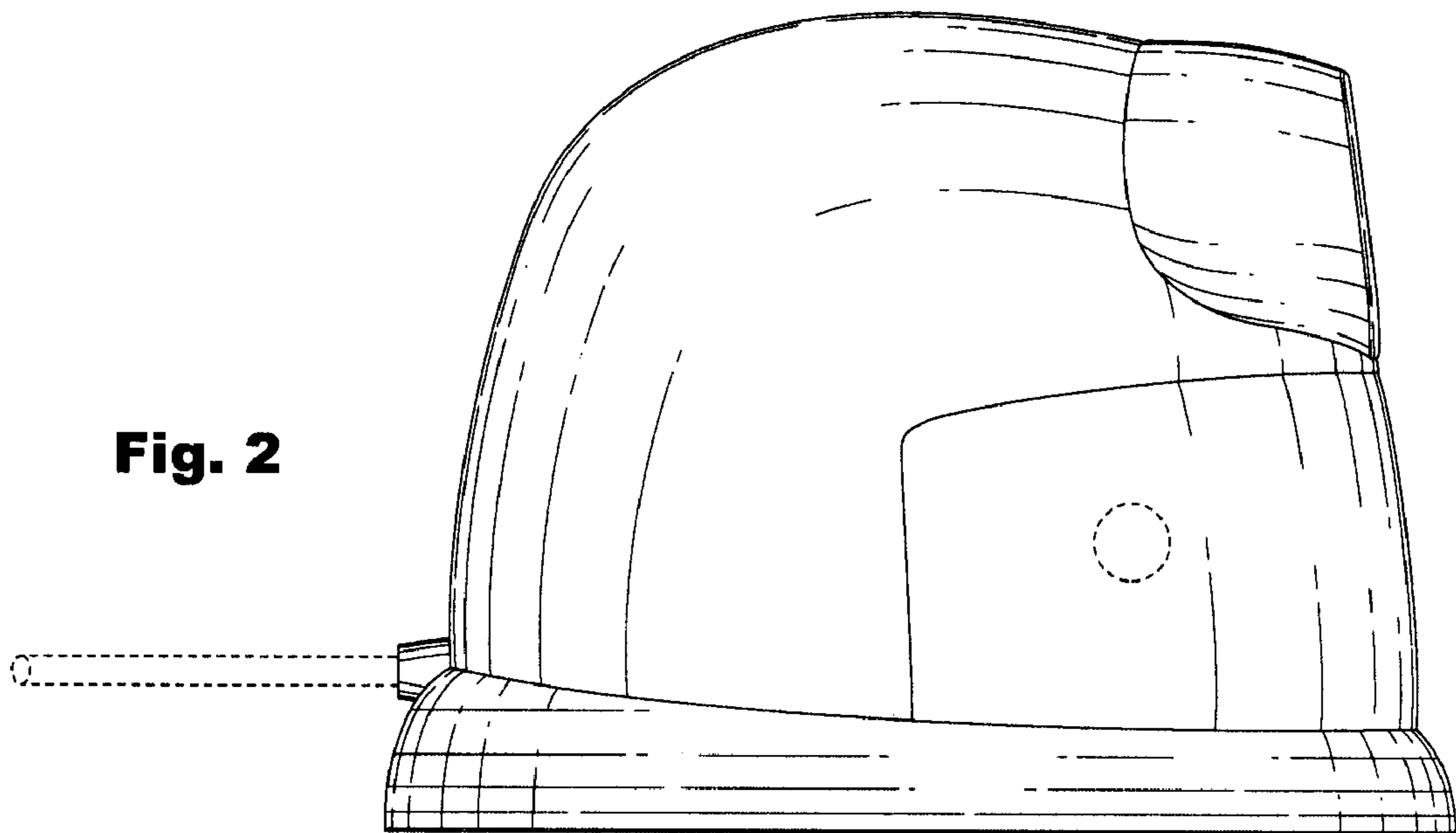


Fig. 2

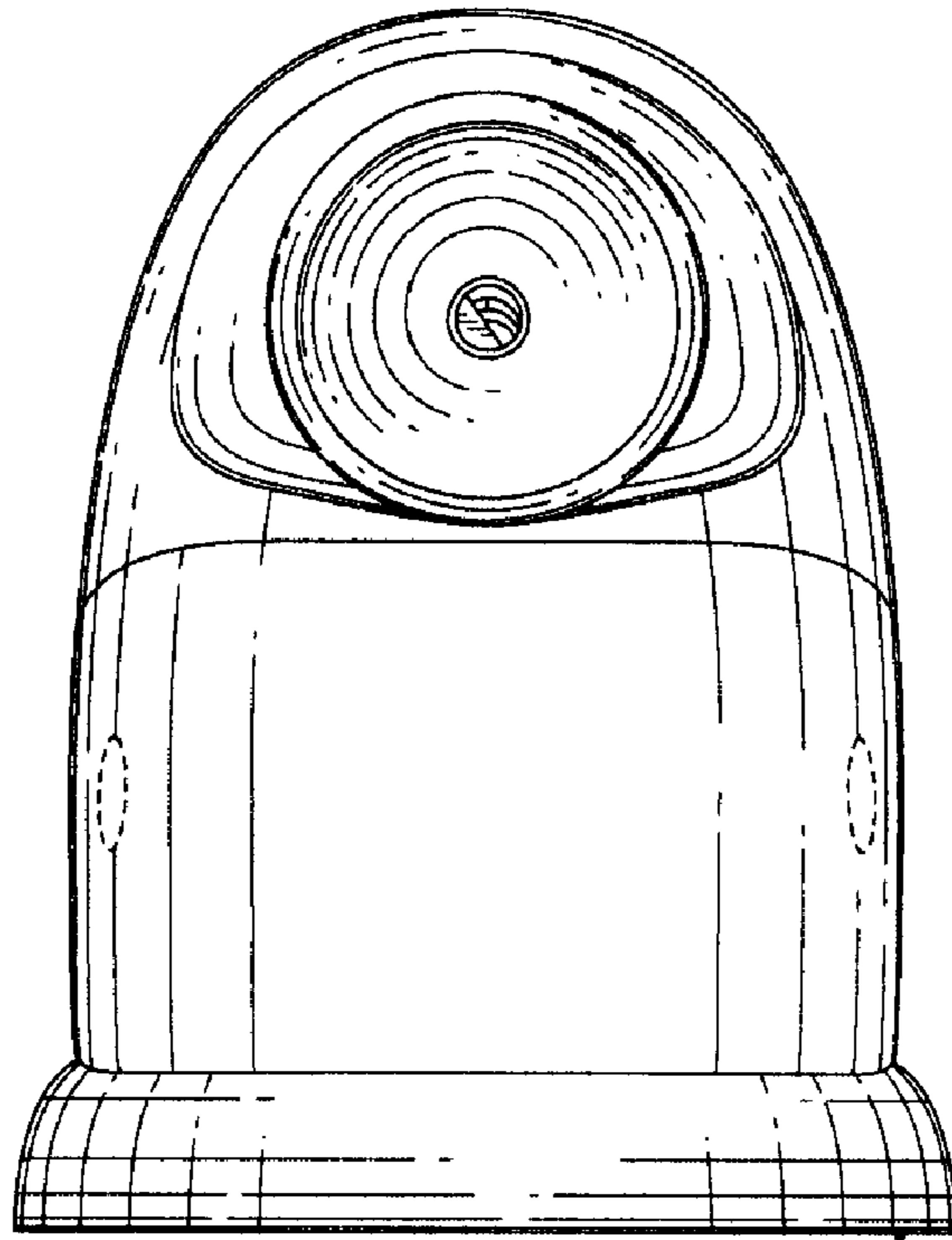


Fig. 3

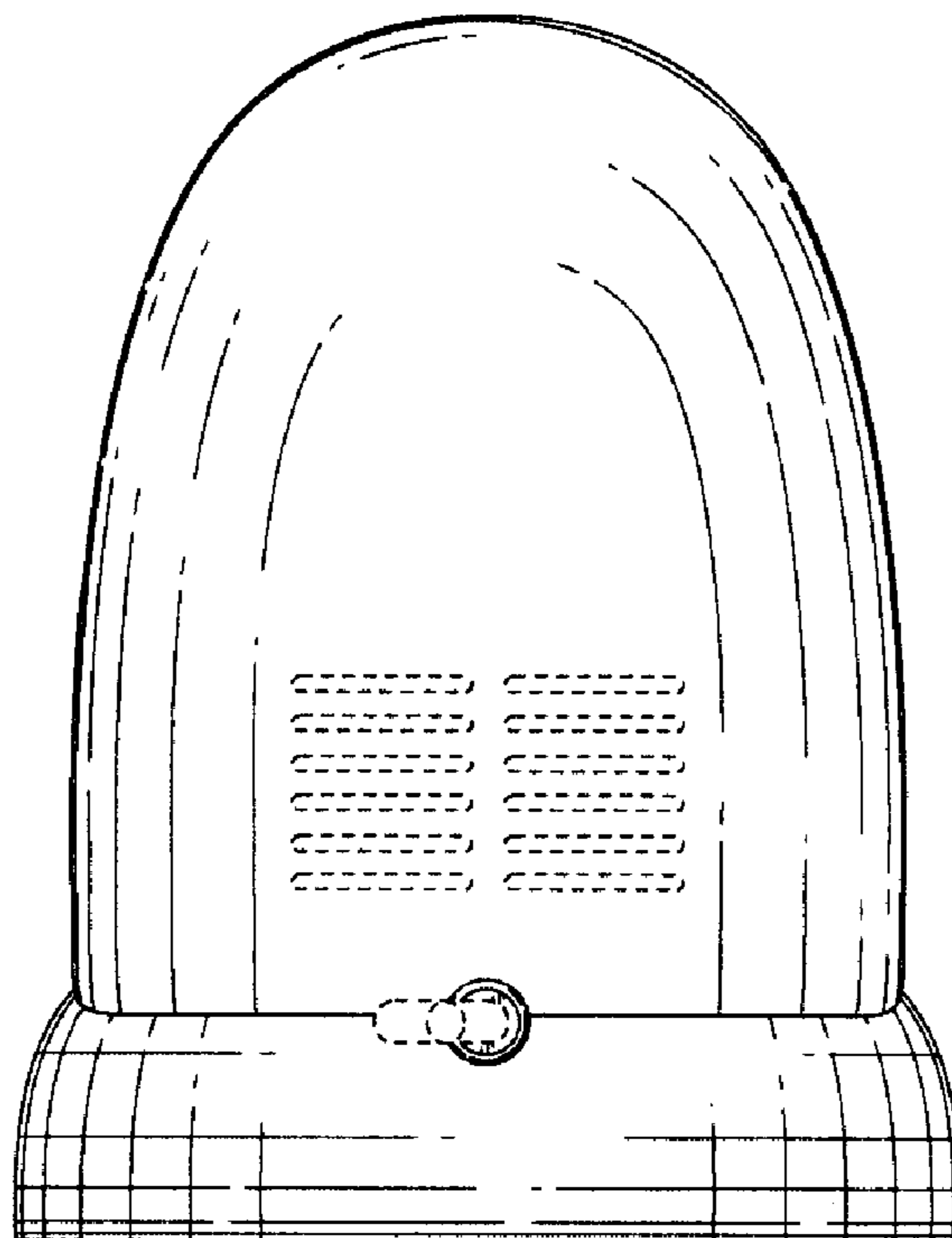


Fig. 4

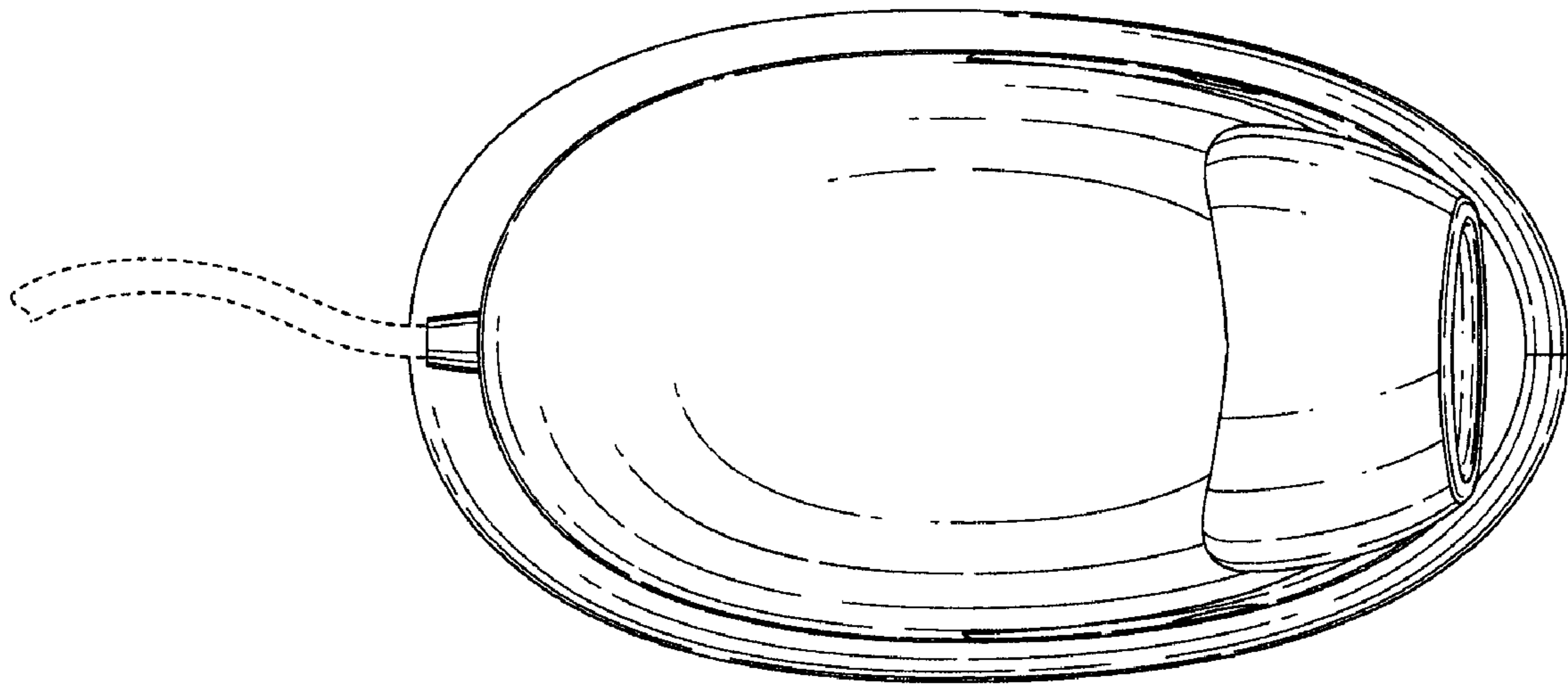


Fig. 5

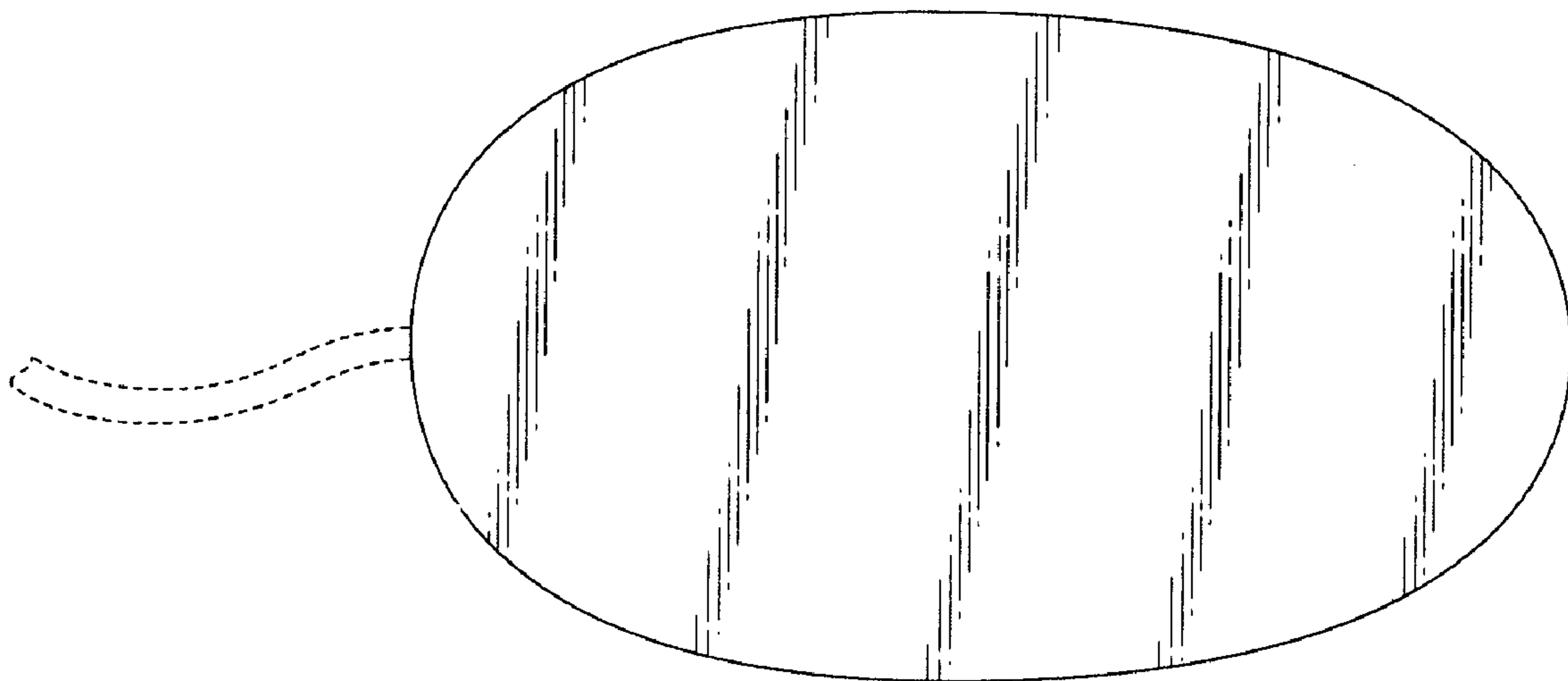


Fig. 6