



US00D553190S

(12) **United States Design Patent** (10) **Patent No.:** **US D553,190 S**
Qiu (45) **Date of Patent:** **** Oct. 16, 2007**

(54) **PEN**

(75) Inventor: **Zhiming Qiu**, Ningbo (CN)

(73) Assignee: **Beifa Group Co., Ltd.**, Ningbo (CN)

(**) Term: **14 Years**

(21) Appl. No.: **29/256,628**

(22) Filed: **Mar. 22, 2006**

(30) **Foreign Application Priority Data**

Sep. 22, 2005 (CN) 2005 3 0129670

(51) **LOC (8) Cl.** **19-06**

(52) **U.S. Cl.** **D19/48**

(58) **Field of Classification Search** D19/35,
D19/36, 41-51; 24/11 R, 11 F, 11 P; 401/52,
401/99, 100, 104, 105, 106, 107, 108, 109,
401/192, 195, 196

See application file for complete search history.

(56) **References Cited**

U.S. PATENT DOCUMENTS

D151,658 S	*	11/1948	Sams	D19/48
D195,750 S	*	7/1963	Rosler et al.	D19/51
D321,009 S		10/1991	Yubisui		
D327,707 S		7/1992	Katami		
D354,514 S	*	1/1995	de Baillon	D19/50
D366,498 S		1/1996	Abe et al.		
D389,864 S	*	1/1998	Jones et al.	D19/48
D392,316 S	*	3/1998	Verhaeghe	D19/49
D398,934 S		9/1998	Veillon		
D443,643 S	*	6/2001	Martens et al.	D19/43
D452,271 S	*	12/2001	Owen et al.	D19/43
D452,527 S		12/2001	Maki		
D480,421 S		10/2003	Hui		
D484,538 S	*	12/2003	Daida et al.	D19/43
D489,088 S		4/2004	Arita		
D506,500 S	*	6/2005	Qiu	D19/43

FOREIGN PATENT DOCUMENTS

FR DM/055012 * 1/2001

OTHER PUBLICATIONS

Qiu, Z., et al., U.S. Appl. No. 29/249,935, filed Oct. 26, 2006.
Qiu, Z., et al., U.S. Appl. No. 29/249,936, filed Oct. 26, 2006.
Qiu, Z., et al., U.S. Appl. No. 29/250,987, filed Dec. 7, 2006.
Zhang Y., U.S. Appl. No. 29/255,375, filed Mar. 7, 2006.

* cited by examiner

Primary Examiner—Elizabeth A. Albert

(74) *Attorney, Agent, or Firm*—Christensen O'Connor Johnson Kindness PLLC

(57) **CLAIM**

The ornamental design for a pen, as shown and described.

DESCRIPTION

FIG. 1 is a front left perspective view of a pen showing my new design;

FIG. 2 is a left side elevational view thereof;

FIG. 3 is a bottom plan view thereof;

FIG. 4 is a front elevational view thereof;

FIG. 5 is a right side elevational view thereof;

FIG. 6 is a top plan view thereof;

FIG. 7 is a rear elevational view thereof;

FIG. 8 is a front elevational view of the pen shown in FIG. 1 with the pen cap removed and placed on the opposite end of the pen;

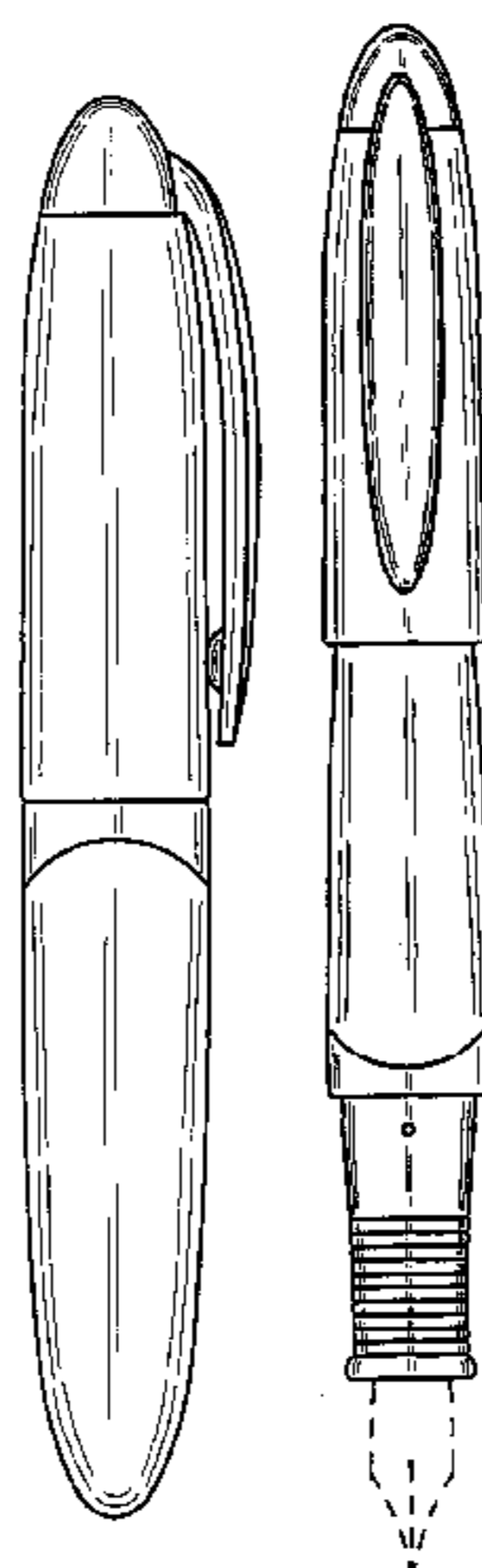
FIG. 9 is a front elevational view of the pen shown in FIG. 1, with the pen cap removed and placed on the opposite end of the pen showing an alternative nib;

FIG. 10 is a front right perspective view of the pen cap shown in FIG. 1, shown separate from the body of the pen for convenience of illustration; and,

FIG. 11 is a perspective view of the body of the pen shown in FIG. 1 with the nib and cap removed for convenience of illustration.

The broken line showing of the nibs in FIGS. 8 and 9 is included for the purpose of illustrating environment and forms no part of the claimed design.

1 Claim, 5 Drawing Sheets



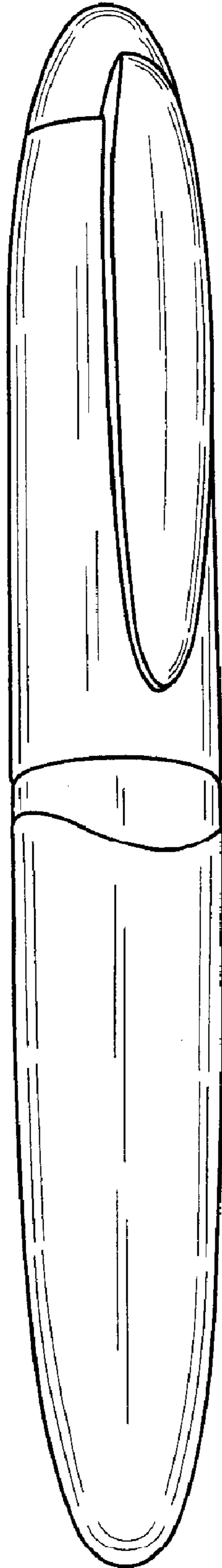


Fig. 1.

Fig. 2.

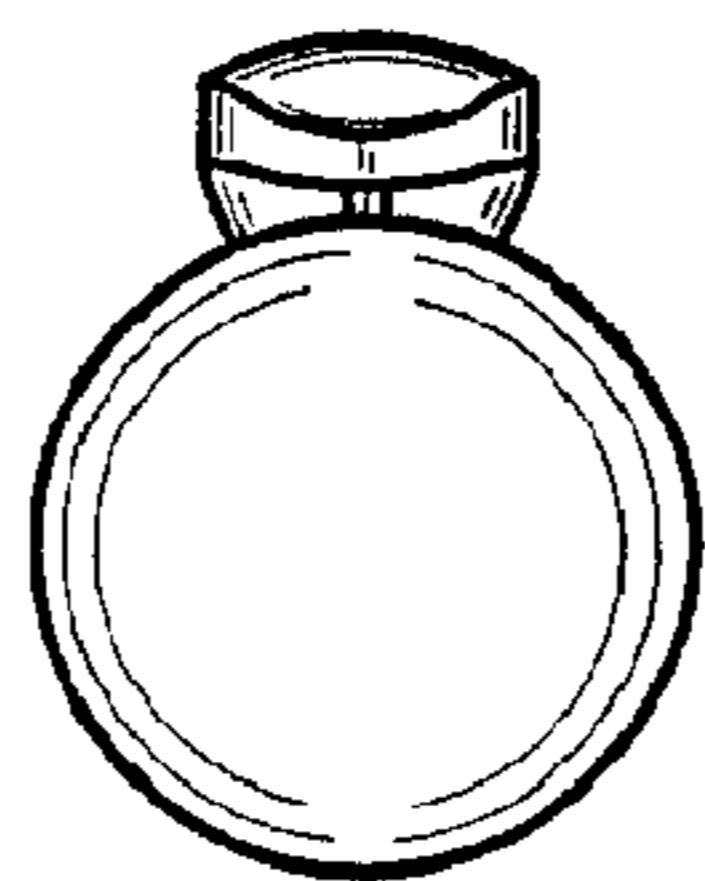
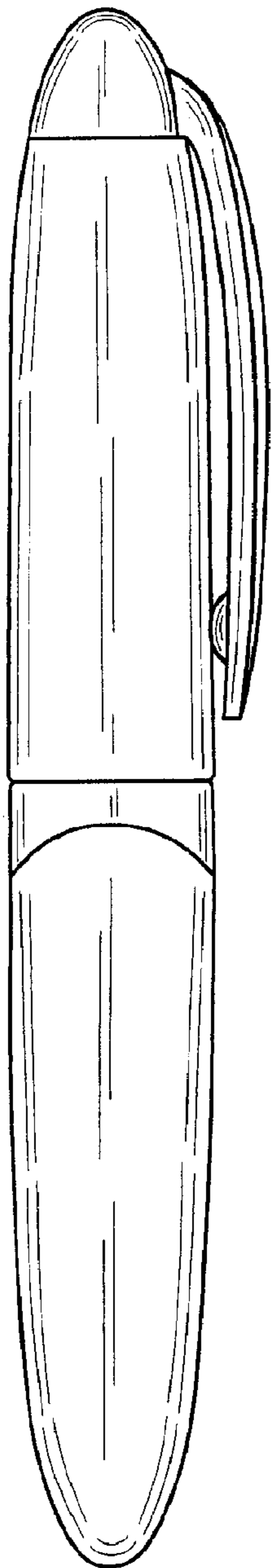
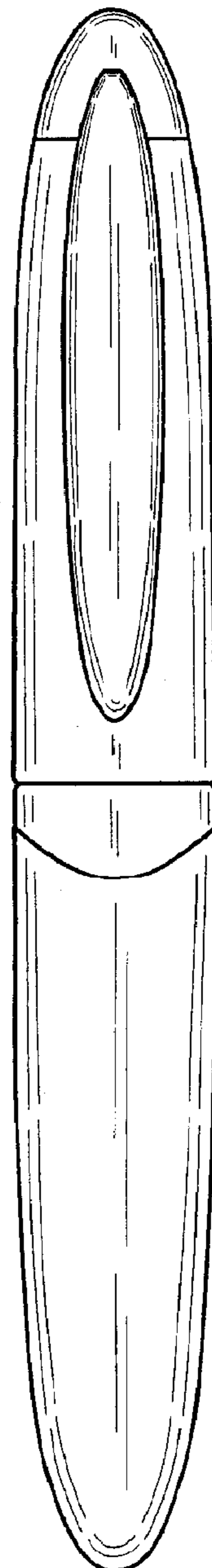


Fig. 3.

Fig. 4.



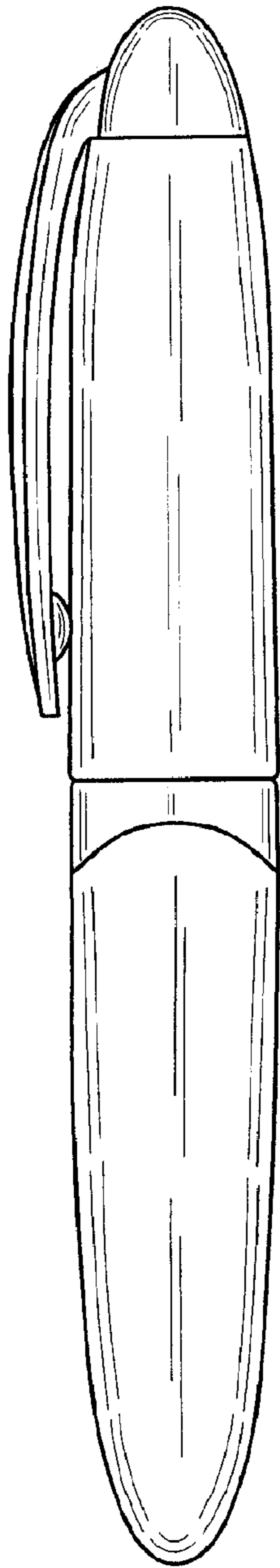


Fig. 5.




Fig. 6.

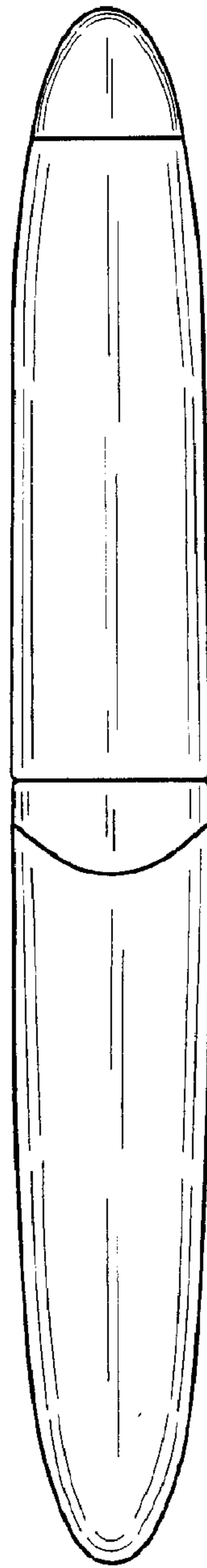


Fig. 7.




Fig. 8.

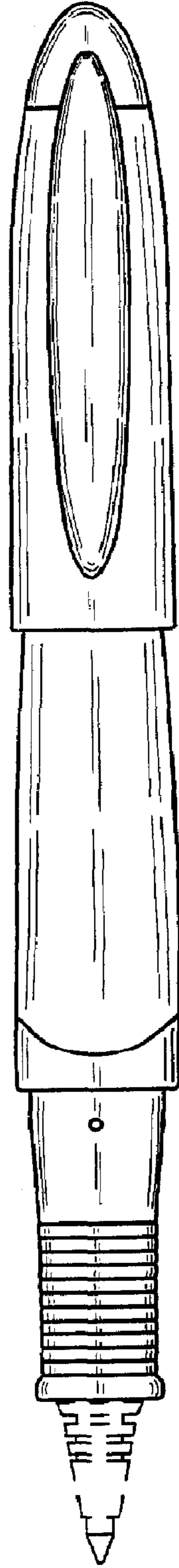


Fig. 9.

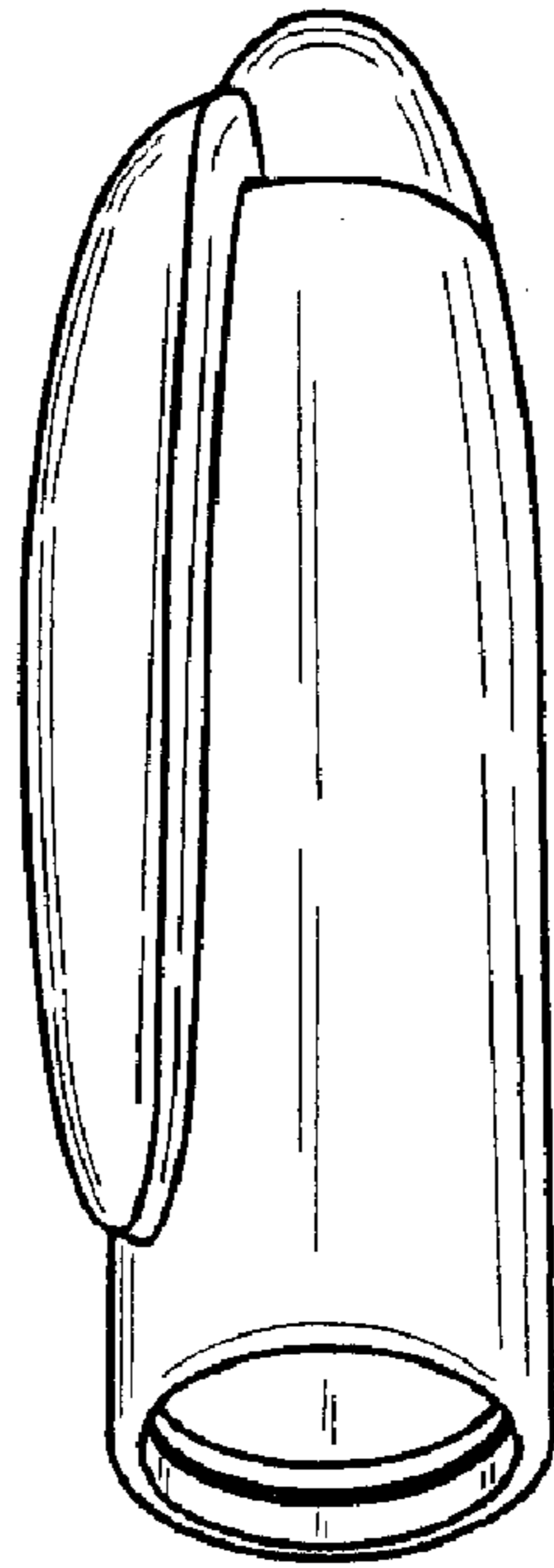


Fig. 10.

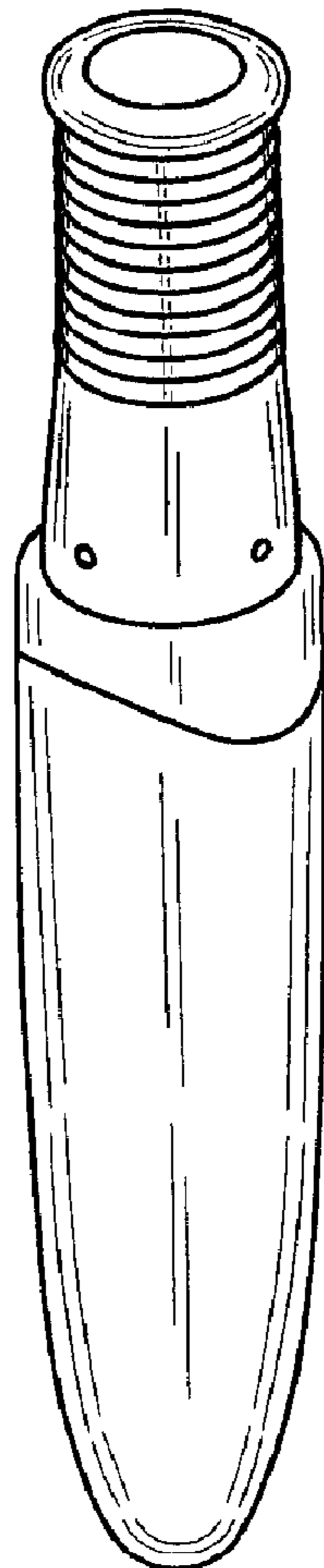


Fig. 11.

UNITED STATES PATENT AND TRADEMARK OFFICE
CERTIFICATE OF CORRECTION

PATENT NO. : Des. 553,190 S
APPLICATION NO. : 29/256628
DATED : October 16, 2007
INVENTOR(S) : Z. Qiu

Page 1 of 1

It is certified that error appears in the above-identified patent and that said Letters Patent is hereby corrected as shown below:

<u>COLUMN</u>	<u>LINE</u>	<u>ERROR</u>
Title Page item (30)	Foreign Appln. Priority Data	“2005 3 0129670” should read --200530129670.5--

Signed and Sealed this

Eighth Day of July, 2008



JON W. DUDAS

Director of the United States Patent and Trademark Office