



US00D553134S

(12) **United States Design Patent** (10) **Patent No.:** **US D553,134 S**  
**Marne** (45) **Date of Patent:** **\*\* Oct. 16, 2007**

(54) **NOVELTY COMPUTER TIE**

(76) **Inventor:** **David Marne**, 914 S. 151st Cir.,  
Omaha, NE (US) 68154

(\*\*) **Term:** **14 Years**

(21) **Appl. No.:** **29/260,545**

(22) **Filed:** **May 26, 2006**

(51) **LOC (8) Cl.** ..... **14-02**

(52) **U.S. Cl.** ..... **D14/448**

(58) **Field of Classification Search** ..... D14/299,  
D14/432, 439, 440, 448-50; D2/500, 502,  
D2/600, 602, 605-9, 627, 631, 842-3, 861,  
D2/999; 2/130, 137-8, 144-51, 152.1, 153-7,  
2/209.13, 916; 24/65, 66.3, 66, 7; D11/202-3  
See application file for complete search history.

(56) **References Cited**

**U.S. PATENT DOCUMENTS**

1,942,089	A *	1/1934	Dubon	.....	2/155
2,523,130	A *	9/1950	Manfred	.....	2/144
2,874,386	A *	2/1959	Loomis	.....	2/150
3,458,868	A *	8/1969	Smith	.....	2/150
3,506,978	A *	4/1970	Aldo	.....	2/150
D320,499	S *	10/1991	White et al.	.....	D2/605
D393,137	S *	4/1998	Breton	.....	D2/605
D420,489	S *	2/2000	Walker	.....	D2/605
D449,421	S *	10/2001	Young Burnette	.....	D2/605
D451,515	S *	12/2001	Etienne	.....	D14/449

**OTHER PUBLICATIONS**

Pink Commuter iPod Tie, Feb. 23, 2006, Gizmodo, available at  
<http://us.gizmodo.com/gadgets/gadgets/pink-commuter-ipod-tie-156525.php>.\*

\* cited by examiner

*Primary Examiner*—Alan P. Douglas

*Assistant Examiner*—Angela Lee

(74) *Attorney, Agent, or Firm*—Adam H. Jacobs

(57) **CLAIM**

The ornamental design for an novelty computer tie, as shown and described.

**DESCRIPTION**

FIG. 1 is a perspective view of the novelty computer tie of the present invention;

FIG. 2 is a top plan view thereof;

FIG. 3 is a front elevational view thereof;

FIG. 4 is a first side elevational view thereof;


FIG. 5 is rear elevational view thereof;

FIG. 6 is a second side elevational view thereof; and,

FIG. 7 is a bottom plan view thereof.

The broken line showing the computer monitor in FIG. 1 is illustrative of environmental structure only and forms no part of the claimed design.

**1 Claim, 2 Drawing Sheets**






FIG. 1




FIG. 2

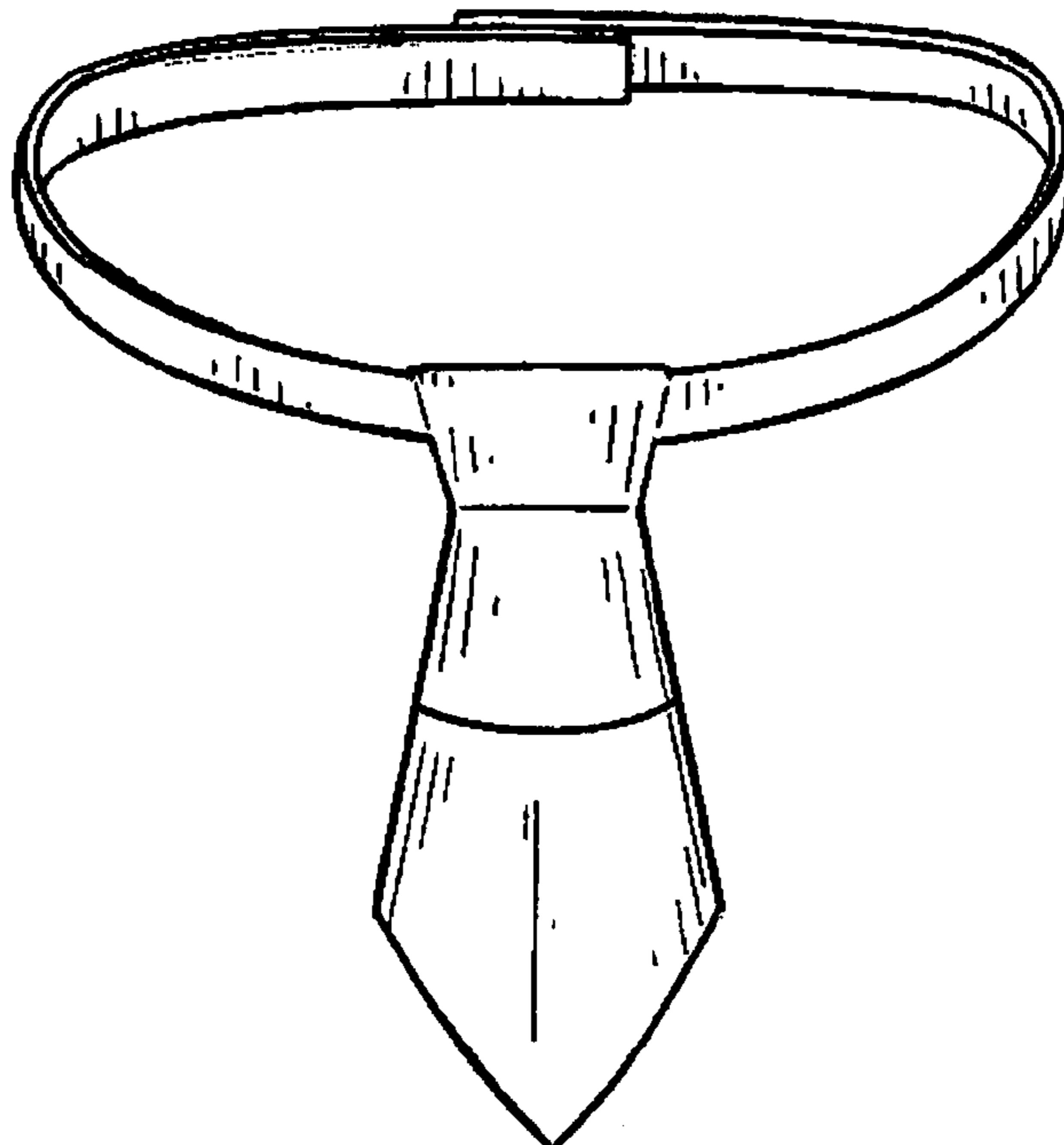


FIG. 3

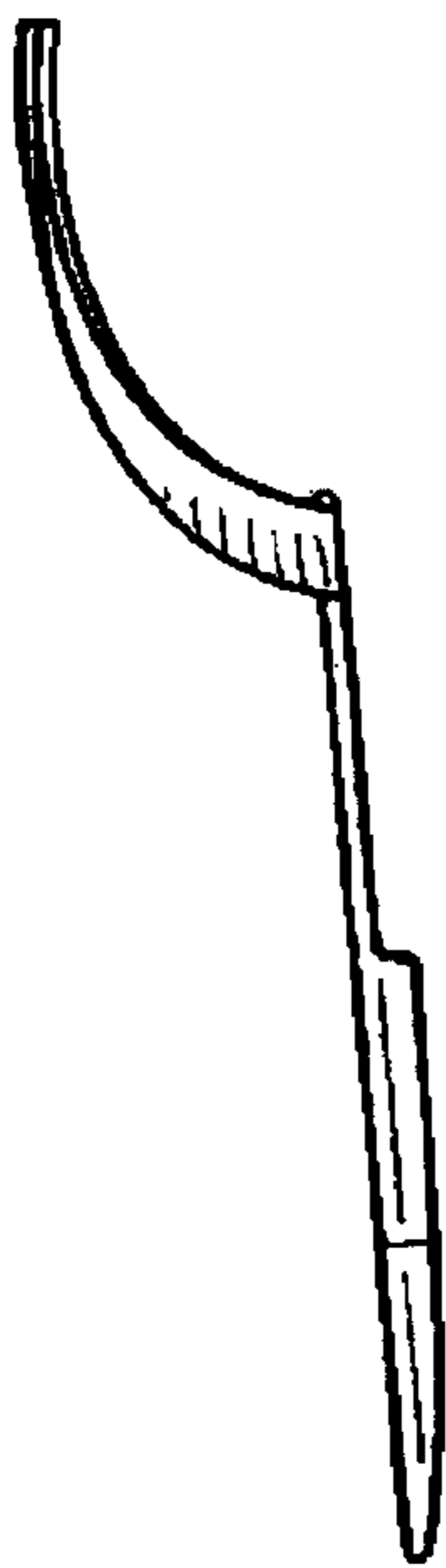


FIG. 4




FIG. 5

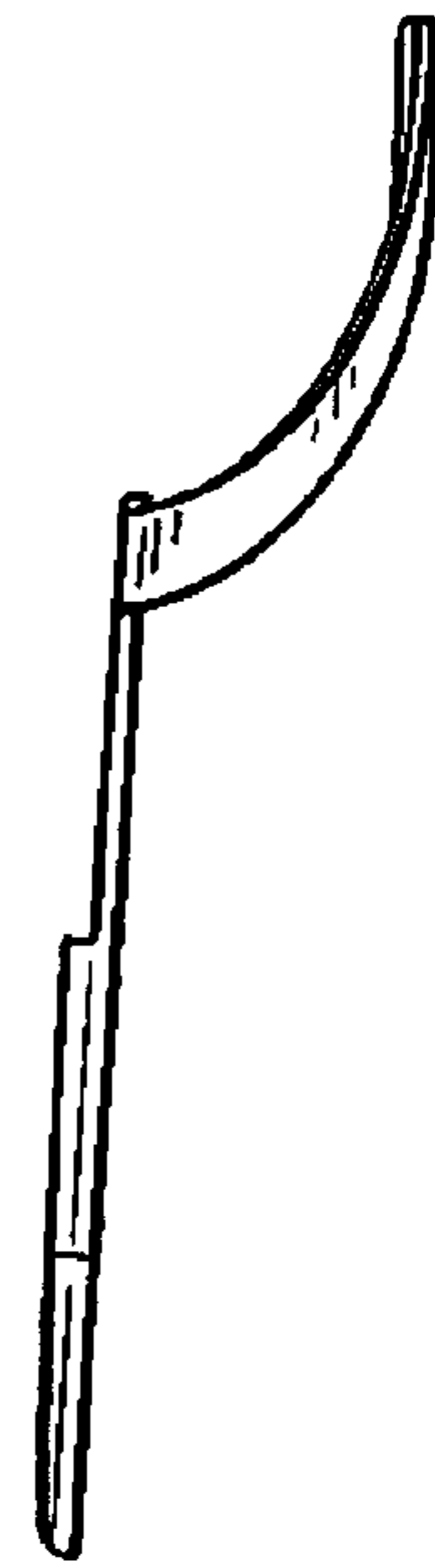


FIG. 6

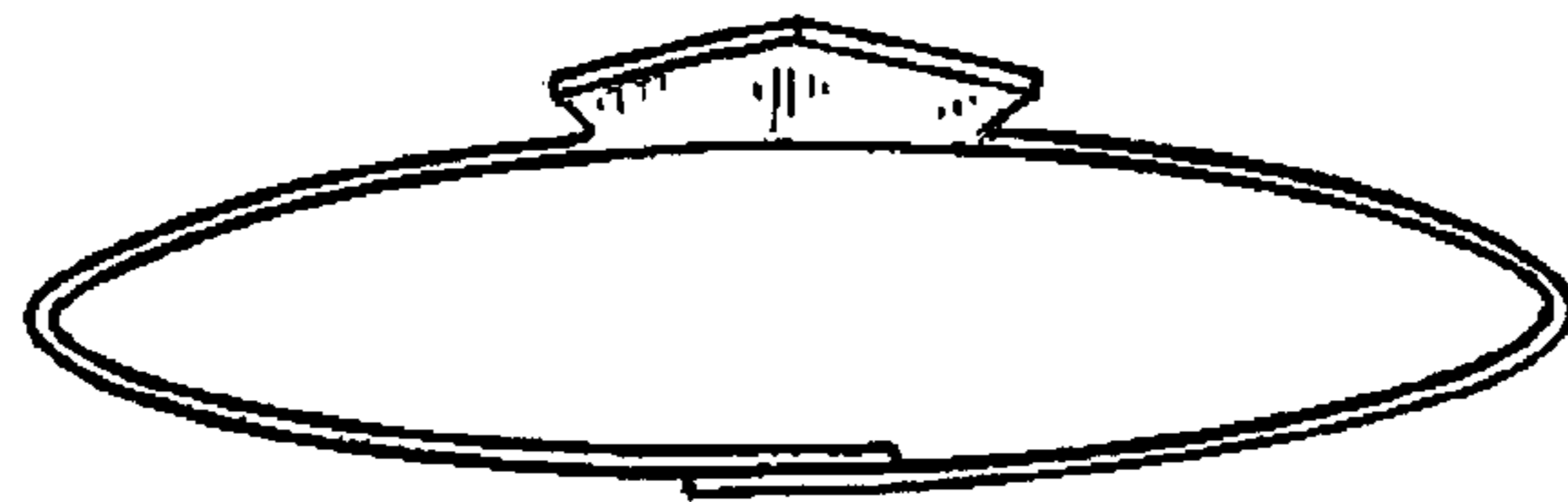


FIG. 7