



US00D553130S

(12) **United States Design Patent** (10) **Patent No.:** **US D553,130 S**
Fiorentino (45) **Date of Patent:** **** Oct. 16, 2007**

(54) **USB FLASH MEMORY DEVICE AND CARRIER**

(75) Inventor: **Carl F. Fiorentino**, Miami, FL (US)

(73) Assignee: **Ultra Products, Inc.**, Fletcher, OH (US)

(**) Term: **14 Years**

(21) Appl. No.: **29/250,914**

(22) Filed: **Dec. 5, 2006**

(51) **LOC (8) Cl.** **14-02**

(52) **U.S. Cl.** **D14/356**

(58) **Field of Classification Search** D14/137,
D14/156, 167, 240, 242, 299, 348, 356, 384-5,
D14/402, 432-6, 496; 439/518, 139, 141,
439/144, 140, 638; 365/131; 710/74, 62
See application file for complete search history.

(56) **References Cited**

U.S. PATENT DOCUMENTS

5,155,663	A *	10/1992	Harase	361/684
5,660,568	A *	8/1997	Moshayedi	439/654
5,679,013	A *	10/1997	Matsunaga et al.	439/144
5,710,693	A *	1/1998	Tsukada et al.	361/686
6,567,273	B1 *	5/2003	Liu et al.	361/737
D487,458	S *	3/2004	Gentil et al.	D14/356
D500,497	S *	1/2005	Yu et al.	D14/240
7,040,919	B2 *	5/2006	Yao	439/502
D526,651	S *	8/2006	Hoogerdijk	D14/436
7,097,472	B2 *	8/2006	Parker	439/131
7,136,288	B2 *	11/2006	Hoogerdijk	361/737
7,213,766	B2 *	5/2007	Ryan et al.	235/492
2005/0204086	A1 *	9/2005	Le et al.	710/301

OTHER PUBLICATIONS

D14 PDF Search: [apricorn.pdf—http://www.apricorn.com/full_images/aegis-mini-USB.jpg](http://www.apricorn.com/full_images/aegis-mini-USB.jpg) Jul. 6, 2007 Card Disk USB Flash drive.pdf—<http://web.archive.org/web/20050205031117/http://card-media.co.uk/card+disk.htm>, pp. 1-2, Feb. 5, 2005.*

OCZ Technology_Products_Flash_Media_OCZ_Ultra-Slim, Large-Capacity Meg.pdf—http://web.archive.org/web/20061004132947/http://www.oczt...cz_ultra_slim-large_capacity_mega_kart_usb_2_0_flash_card, pp. 1-2, Oct. 4, 2006.*

PQI Memory Intelligent Stick Pro 170 512MB USB Flash Drive—PCSTATS.com.pdf—<http://www.pcstats.com/articleview.cfm?articleID=1908>, pp. 1-4, Jul. 11, 2007.*

USB card.pdf—http://web.archive.org/web/20061207095956/http://www.mobixhk.com/images/CR_M2A.jpg, Dec. 7, 2006 USB Flash Drive.pdf—<http://www.wallex.com>, pp. 1-4, Jul. 11, 2007.*

* cited by examiner

Primary Examiner—Robin V. Webster

Assistant Examiner—Karen E Kearney

(74) *Attorney, Agent, or Firm*—Greenberg Traurig, LLP

(57) **CLAIM**

The ornamental design for a USB flash memory device and carrier, as shown and described.

DESCRIPTION

FIG. 1 is a perspective view of a USB flash memory device and carrier in accordance with my new design.

FIG. 2 is an exploded perspective view thereof, wherein the USB flash memory device is shown separate and disengaged from its carrier.

FIG. 3 is a top view thereof.

FIG. 4 is a front view thereof.

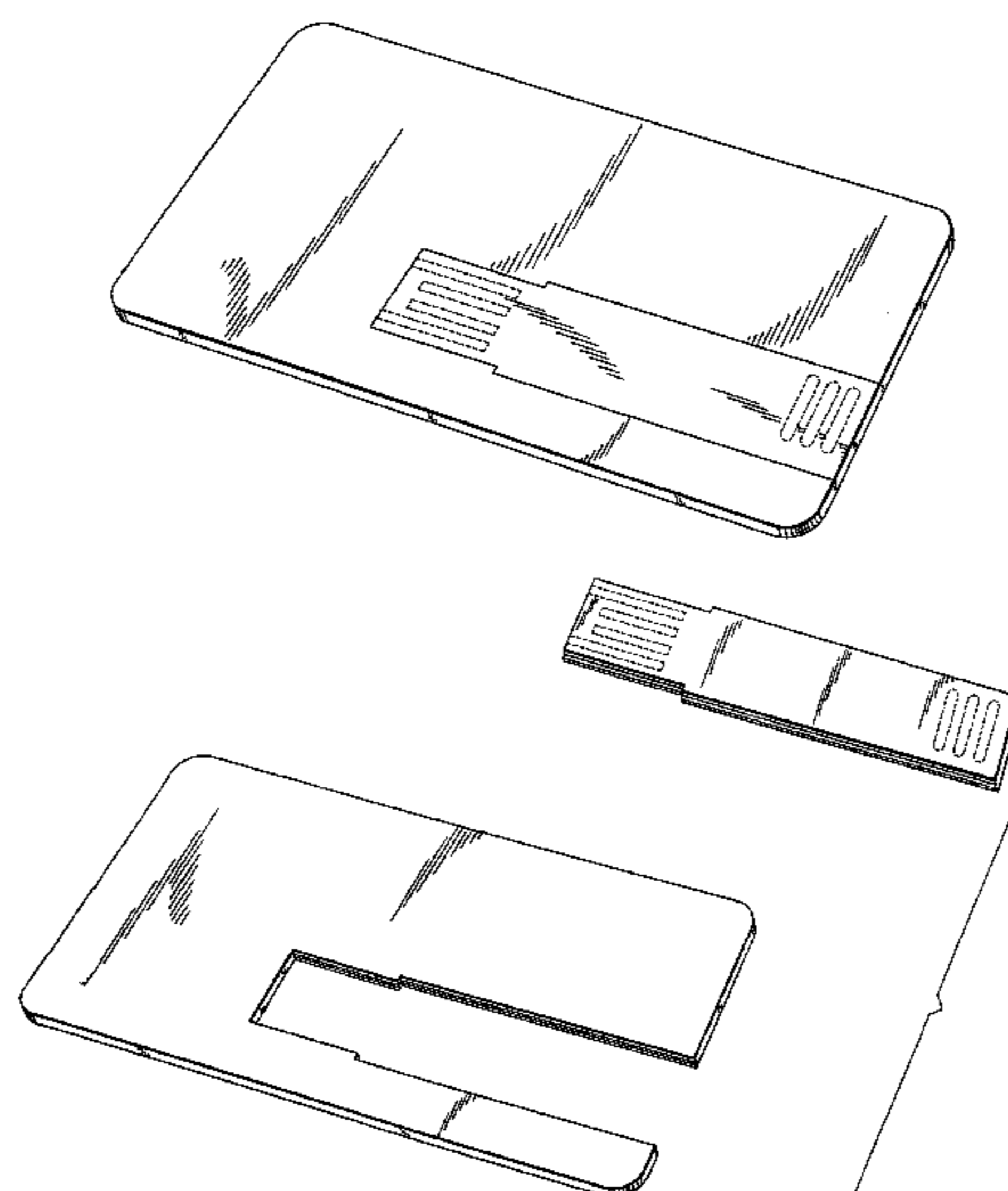
FIG. 5 is a right side view thereof.

FIG. 6 is a left side view thereof; and,

FIG. 7 is a bottom view thereof.

The broken lines outlining electrical contacts and raised gripping surfaces in FIGS. 1-3 are for illustrative purposes only and form no part of the claimed design.

1 Claim, 4 Drawing Sheets



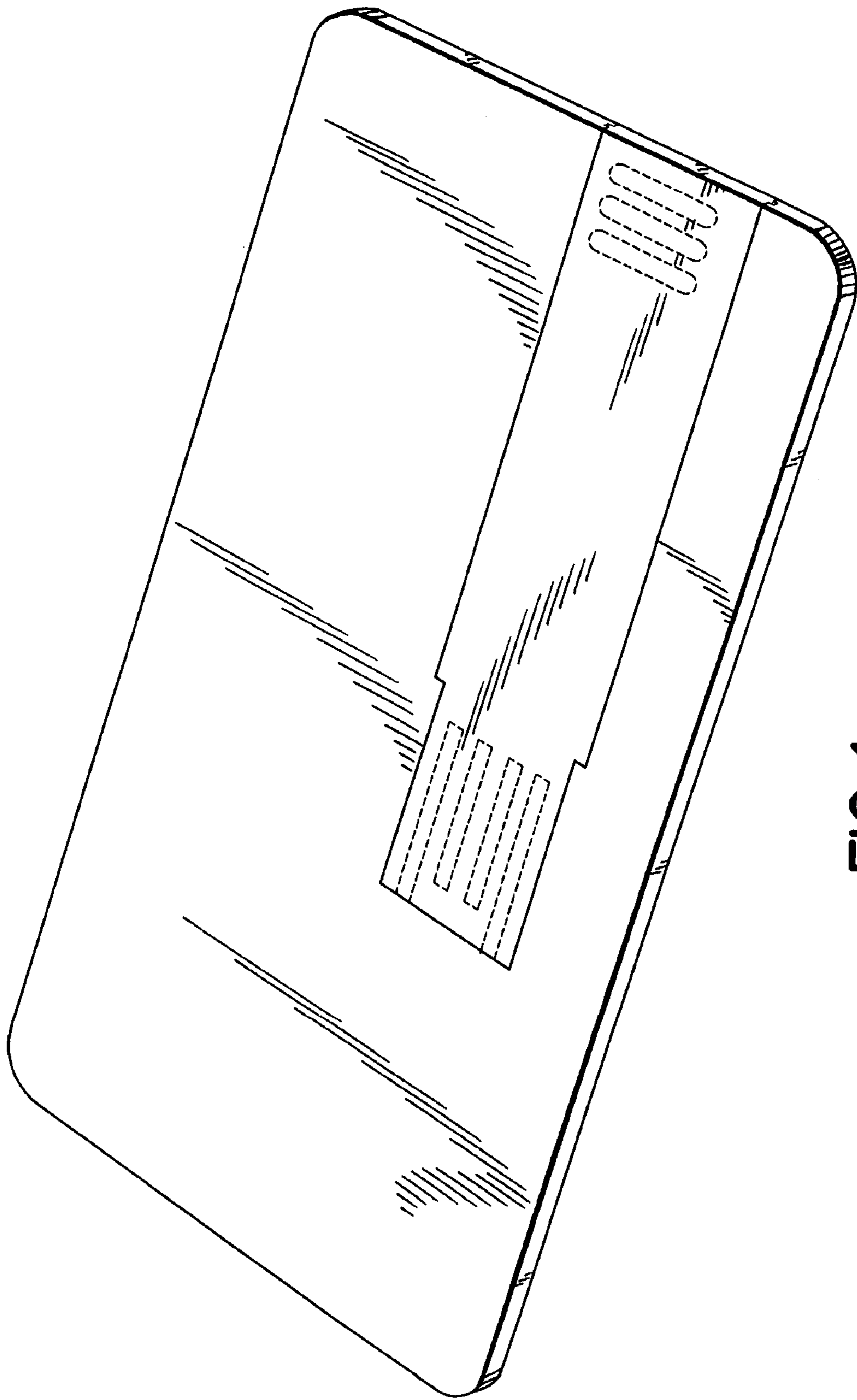


FIG.1

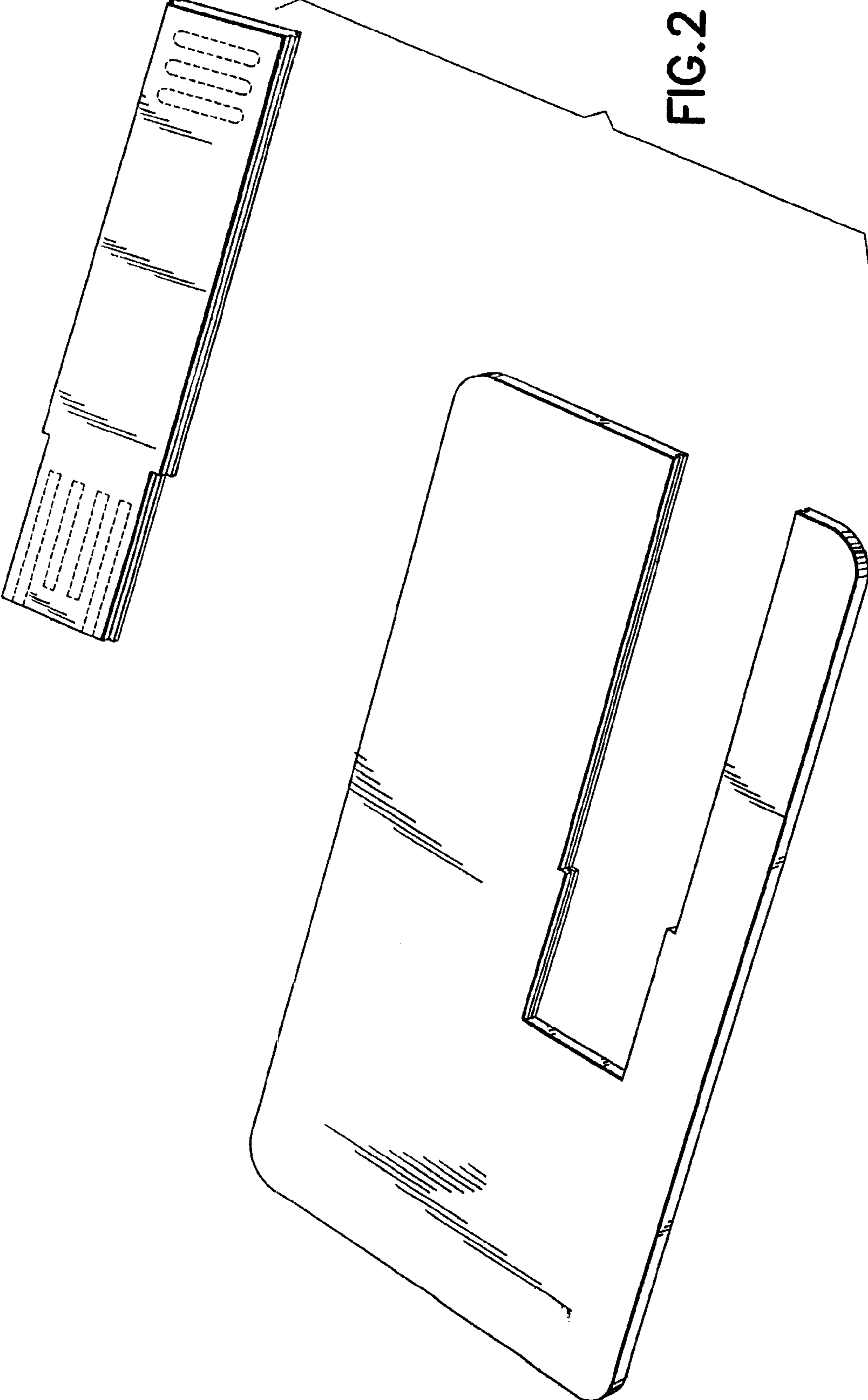


FIG. 2



FIG. 4

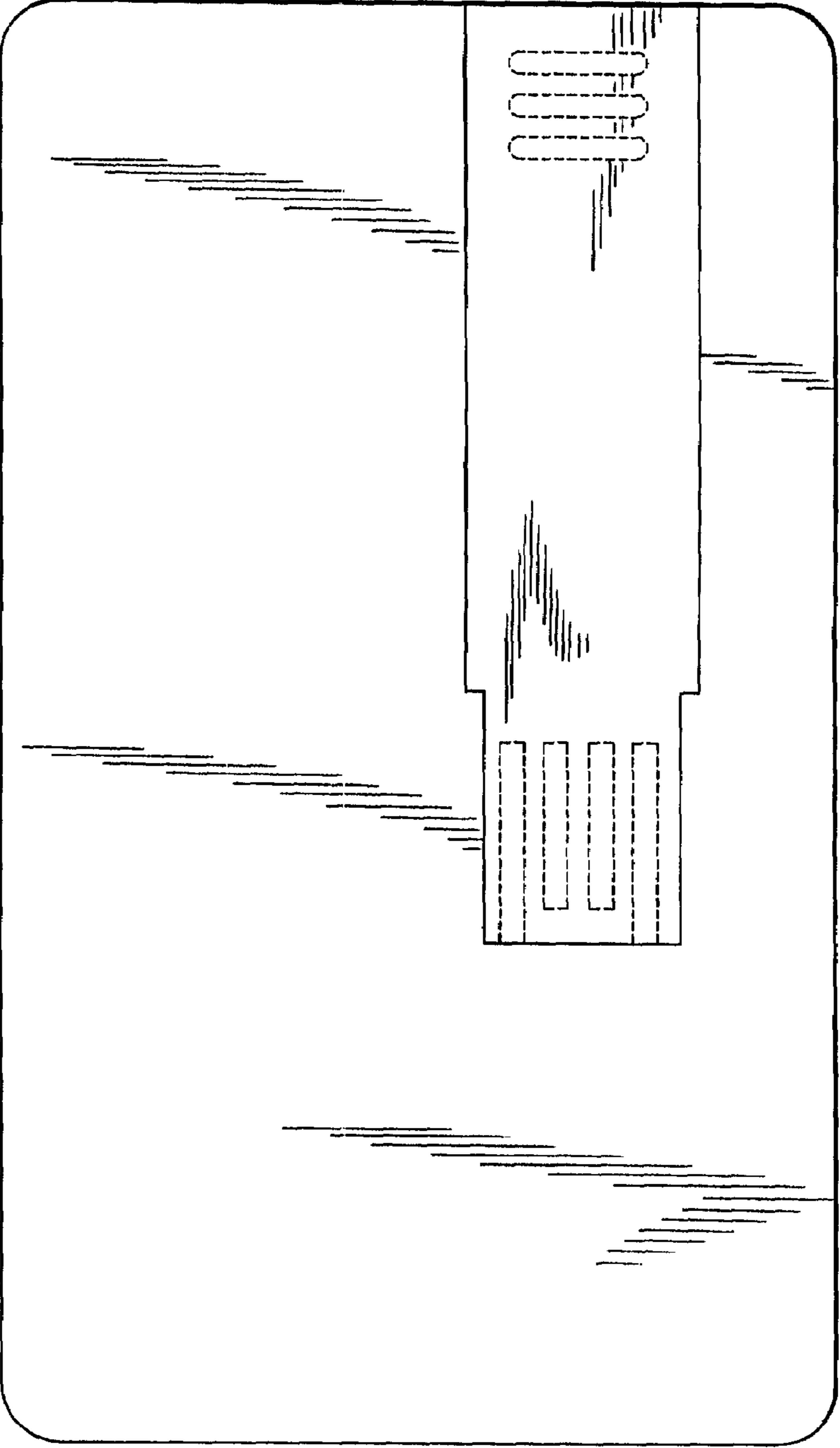


FIG. 3



FIG. 5

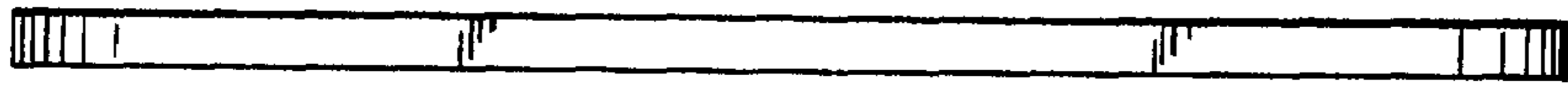


FIG. 6

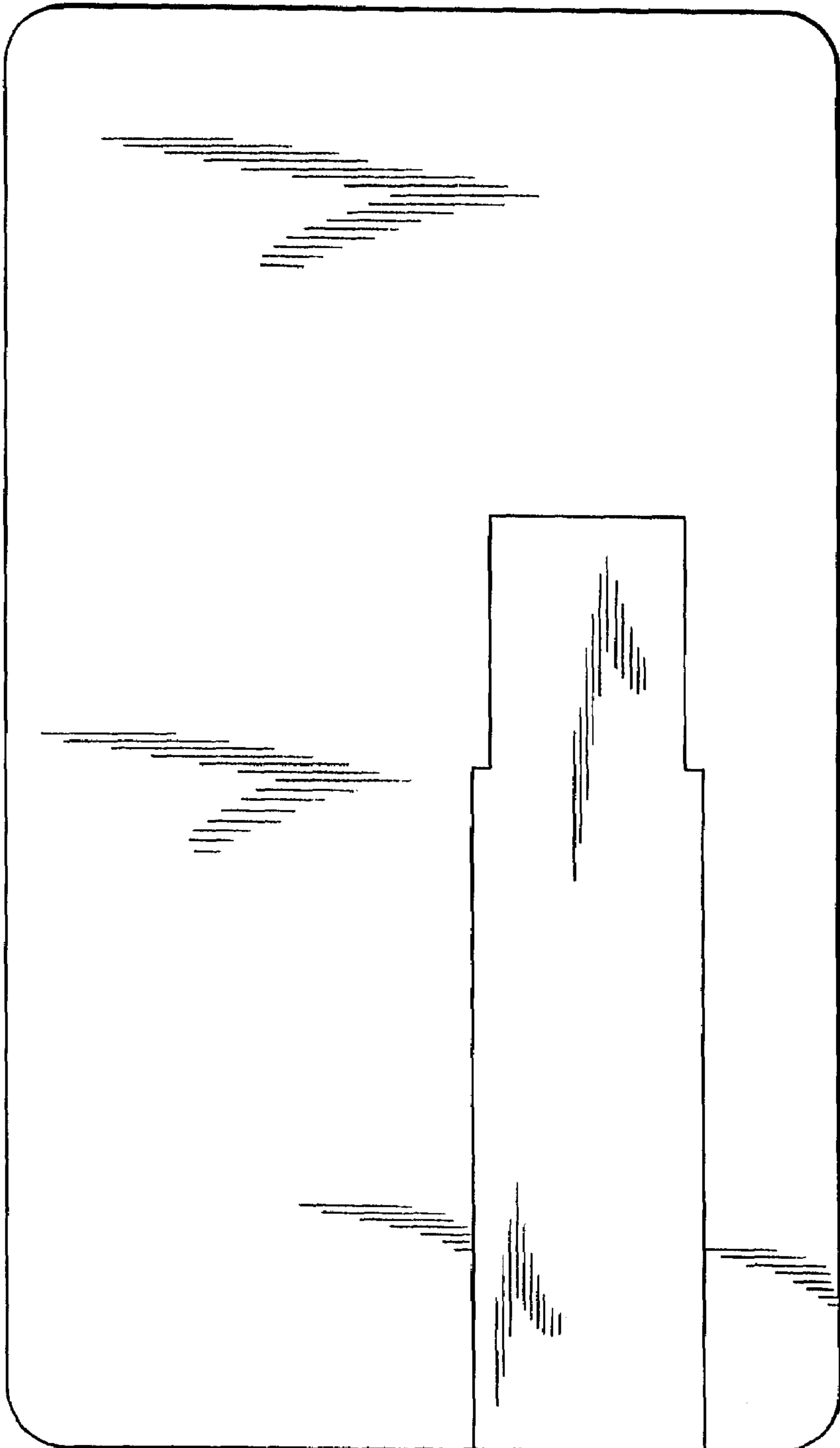


FIG. 7