



US00D553109S

(12) **United States Design Patent**
Kim et al.

(10) **Patent No.:** **US D553,109 S**

(45) **Date of Patent:** **** Oct. 16, 2007**

(54) **DIGITAL VIDEO RECORDER**

D484,474 S * 12/2003 Johansson et al. D14/136
D491,154 S * 6/2004 Asai et al. D14/136

(75) Inventors: **Tae Hwan Kim**, Seoul (KR); **Hyun Gyu Lim**, Seoul (KR)

(73) Assignee: **Samsung Techwin Co., Ltd.**,
Changwon (KR)

* cited by examiner

Primary Examiner—Nanda Bondade

(**) Term: **14 Years**

(74) *Attorney, Agent, or Firm*—Drinker Biddle & Reath LLP

(21) Appl. No.: **29/261,920**

(57) **CLAIM**

(22) Filed: **Jun. 22, 2006**

We claim the ornamental design for a digital video recorder,
as shown and described.

(30) **Foreign Application Priority Data**

Dec. 22, 2005 (KR) 30-2005-0043543

DESCRIPTION

(51) **LOC (8) Cl.** **14-01**

(52) **U.S. Cl.** **D14/136**

(58) **Field of Classification Search** D14/135-136,
D14/156-157, 167-168, 197-198, 188, 217,
D14/257, 258, 445; 360/99.02, 99.07; 720/612,
720/619, 647, 655; 455/344, 347-351; 369/77.11,
369/75.11, 75.21, 77.21

FIG. 1 is a perspective view of the design for a digital video recorder;

FIG. 2 is a front view of the design of FIG. 1;

FIG. 3 is a rear view of the design of FIG. 1;

FIG. 4 is a left side view of the design of FIG. 1;

FIG. 5 is a right side view of the design of FIG. 1;

FIG. 6 is a top view of the design of FIG. 1; and,

FIG. 7 is a bottom view of the design of FIG. 1.

See application file for complete search history.

(56) **References Cited**

U.S. PATENT DOCUMENTS

D477,329 S * 7/2003 Heath et al. D14/496

1 Claim, 6 Drawing Sheets

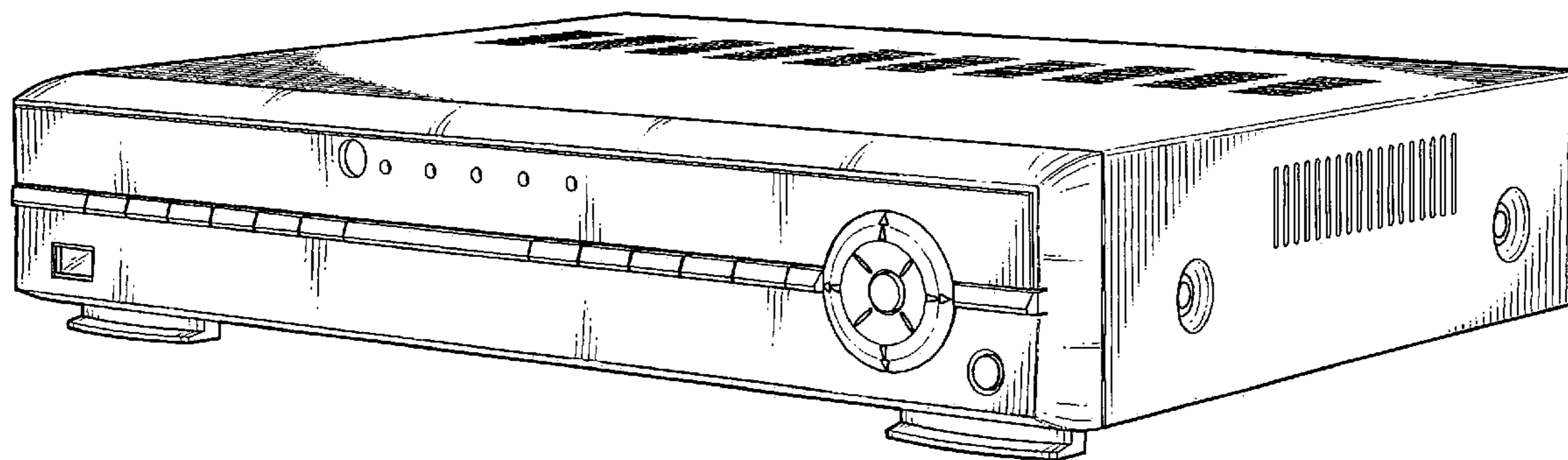


FIG. 1

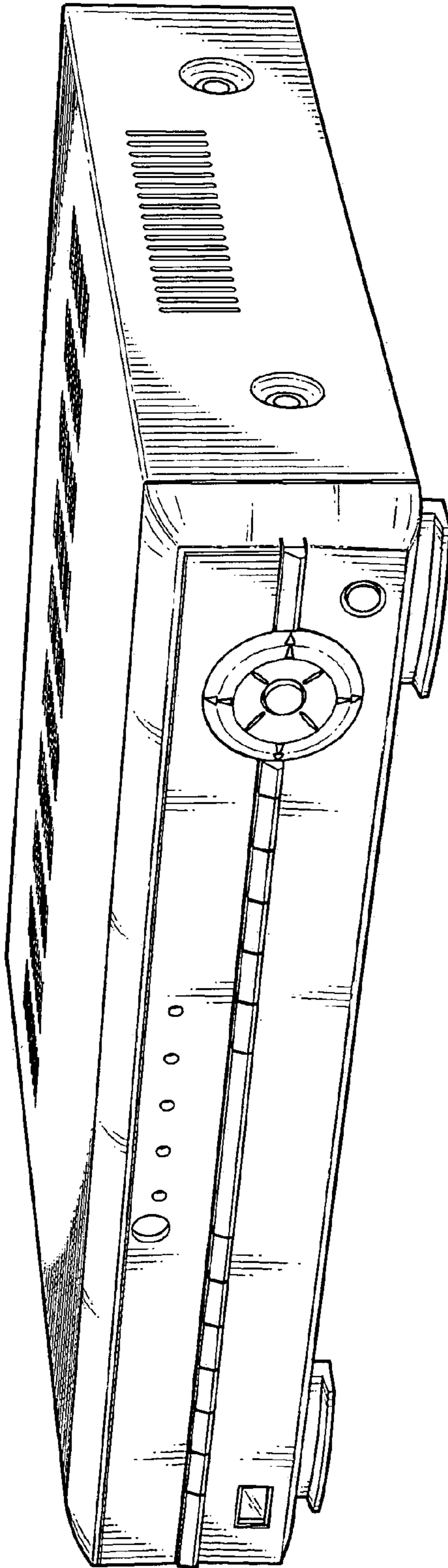


FIG. 2

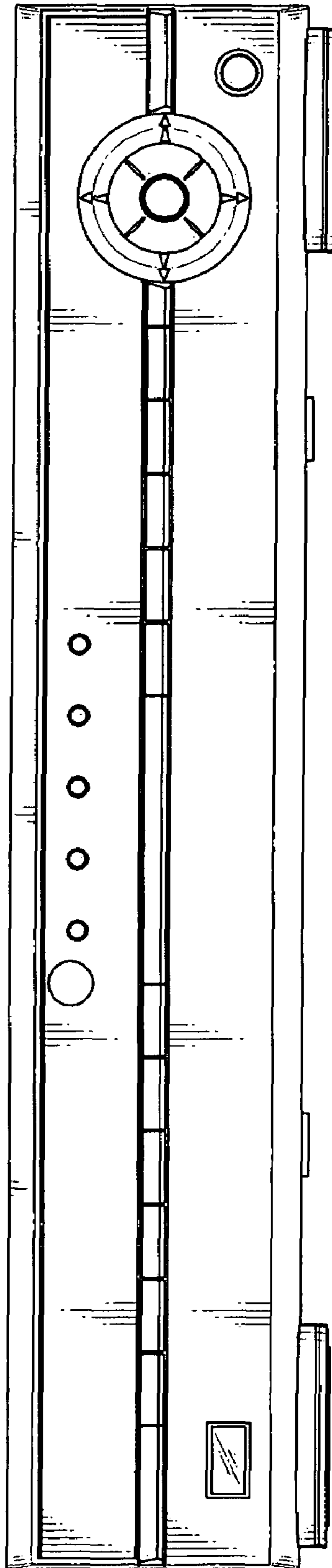


FIG. 3

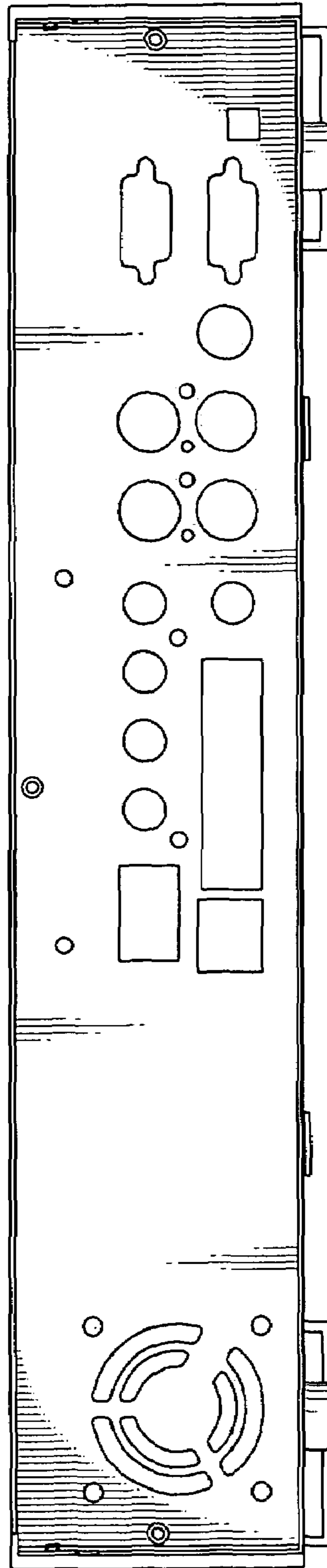


FIG. 4




FIG. 5




FIG. 6

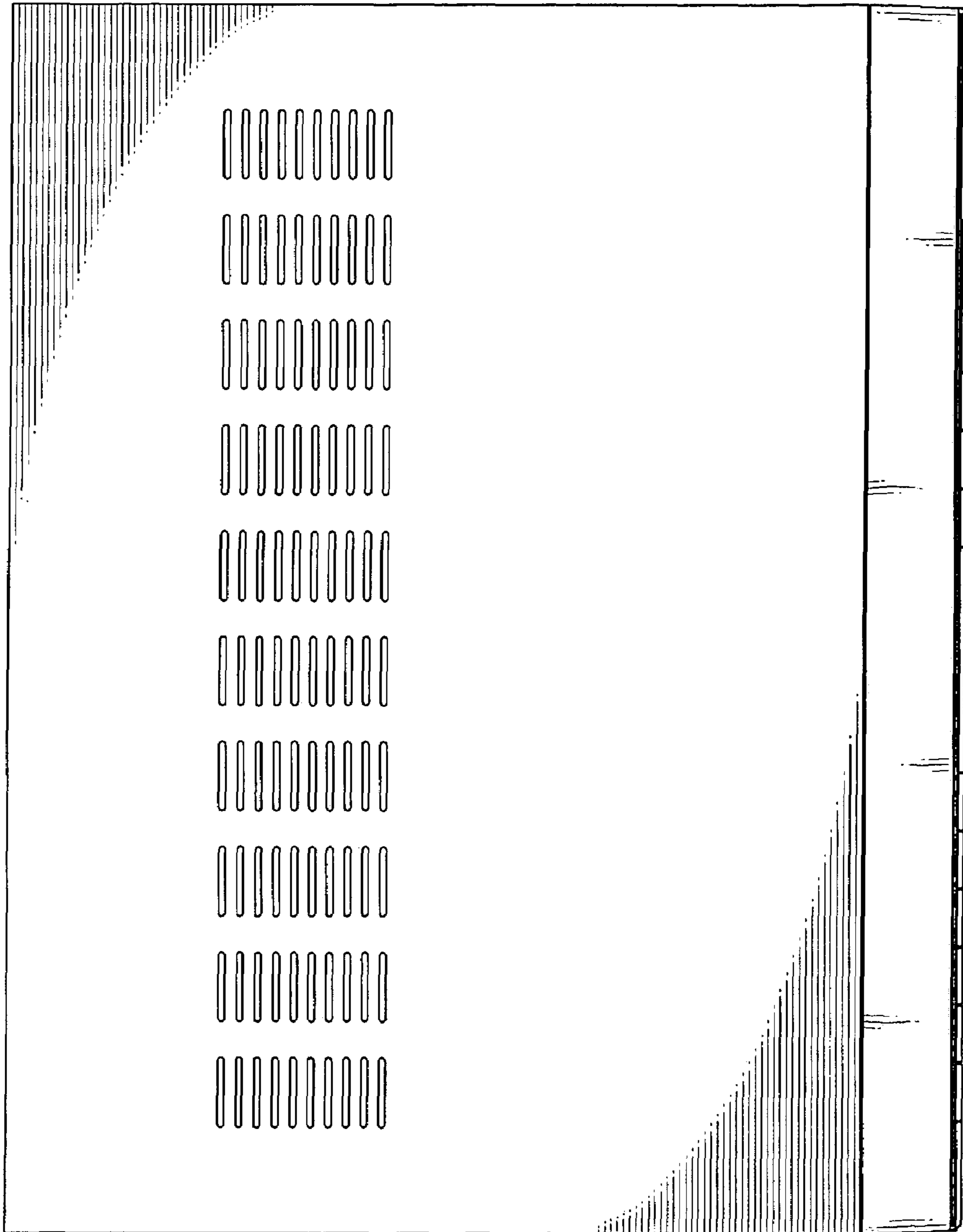


FIG. 7

