



US00D553102S

(12) **United States Design Patent**  
**Merritt et al.**

(10) **Patent No.: US D553,102 S**

(45) **Date of Patent: \*\* Oct. 16, 2007**

(54) **DIMMER AND ON/OFF SWITCH**

(75) Inventors: **John Merritt**, Woodside, NY (US);  
**David Ong**, Somerset, NJ (US); **Selin Glickman**, Woodbury, NY (US); **Azer Ilkhanov**, Brooklyn, NY (US); **Damon Bruccoleri**, Westbury, NY (US)

(73) Assignee: **Leviton Manufacturing Co., Inc.**,  
Little Neck, NY (US)

(\*\*) Term: **14 Years**

(21) Appl. No.: **29/240,416**

(22) Filed: **Oct. 11, 2005**  
(Under 37 CFR 1.47)

(51) **LOC (8) Cl.** ..... **13-03**

(52) **U.S. Cl.** ..... **D13/171**

(58) **Field of Classification Search** ..... D13/162,  
D13/169, 170, 171; D10/108, 116, 118;  
D8/353; 200/5 A, 293, 296, 297, 329, 333,  
200/335, 339, 341, 520, 530, 537, 552; 220/241;  
307/125, 139; 315/291-296

See application file for complete search history.

(56) **References Cited**

**U.S. PATENT DOCUMENTS**

D121,273 S \* 7/1940 Davis ..... D8/353  
4,649,323 A \* 3/1987 Pearlman et al. .... 315/307

4,924,151 A \* 5/1990 D'Aleo et al. .... 315/295  
5,399,940 A \* 3/1995 Hanna et al. .... 315/129  
D356,999 S \* 4/1995 Alcocer ..... D13/169  
6,037,721 A \* 3/2000 Lansing et al. .... 315/295  
6,046,550 A \* 4/2000 Ference et al. .... 315/291  
6,545,434 B2 \* 4/2003 Sembhi et al. .... 315/312  
D517,999 S \* 3/2006 Merritt et al. .... D13/171  
D518,000 S \* 3/2006 Merritt et al. .... D13/171  
D519,466 S \* 4/2006 Merritt et al. .... D13/158  
2003/0226682 A1 \* 12/2003 Tufano et al. .... 174/66

\* cited by examiner

*Primary Examiner*—Selina Sikder

(74) *Attorney, Agent, or Firm*—Paul J. Sutton

(57) **CLAIM**

The ornamental design for a dimmer and on/off switch, as shown and described.

**DESCRIPTION**

FIG. 1 is a front left perspective view illustrating our new design for a dimmer and on/off switch;

FIG. 2 is a top view thereof;


FIG. 3 is a front view thereof;

FIG. 4 is a right side elevational view thereof;

FIG. 5 is a left side elevational view thereof; and,

FIG. 6 is a bottom view thereof.

**1 Claim, 3 Drawing Sheets**






FIG. 1




FIG. 2




FIG. 3

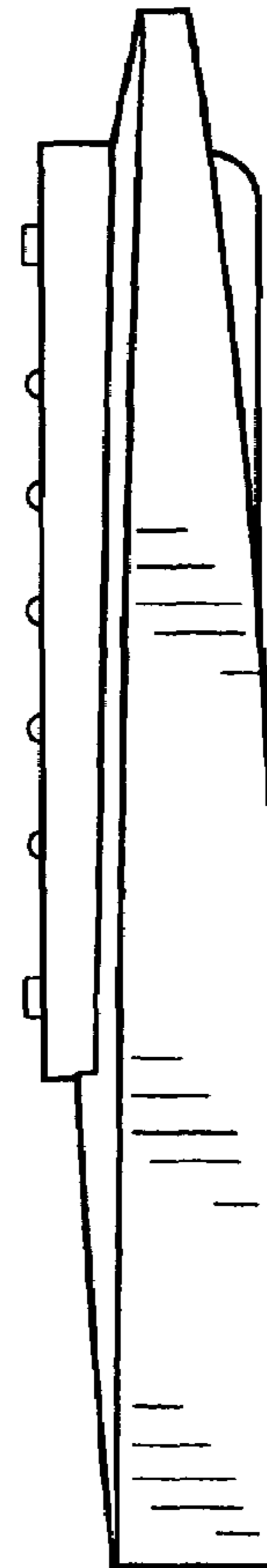
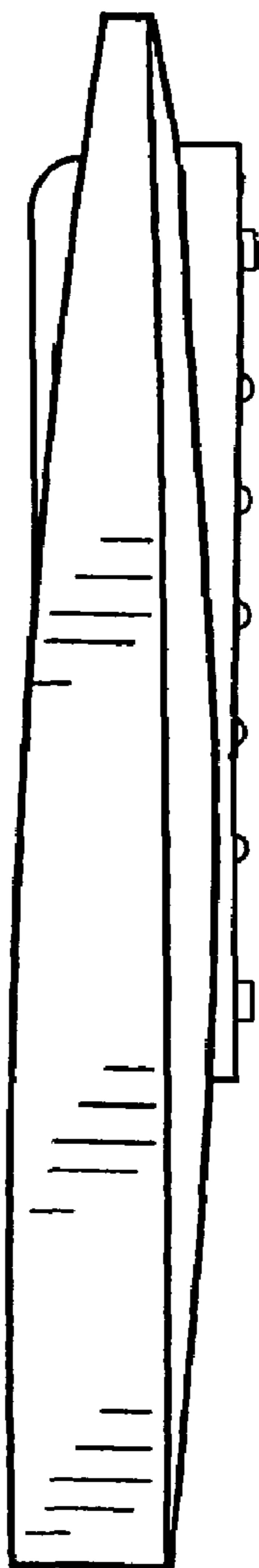



FIG. 4



*FIG. 5*



*FIG. 6*

UNITED STATES PATENT AND TRADEMARK OFFICE  
**CERTIFICATE OF CORRECTION**

PATENT NO. : Des. 553,102 S  
APPLICATION NO. : 29/240416  
DATED : October 16, 2007  
INVENTOR(S) : Merritt

Page 1 of 1

It is certified that error appears in the above-identified patent and that said Letters Patent is hereby corrected as shown below:

(Notice);

On the Title page of the patent, in the section label TERM, add the following:

-- This patent is subject to terminal disclaimers. --

Signed and Sealed this

Twenty-fourth Day of June, 2008

A handwritten signature in black ink that reads "Jon W. Dudas". The signature is written in a cursive style with a large, stylized initial "J".

JON W. DUDAS

*Director of the United States Patent and Trademark Office*