



US00D553089S

(12) **United States Design Patent**
Victor

(10) **Patent No.:** **US D553,089 S**

(45) **Date of Patent:** **** Oct. 16, 2007**

(54) **HIGH END CABLE CONNECTOR ASSEMBLY**

(76) **Inventor:** **Jay Victor**, 2017 Bataan Rd., Unit A, Redondo Beach, CA (US) 90278

(**) **Term:** **14 Years**

(21) **Appl. No.:** **29/248,276**

(22) **Filed:** **Aug. 7, 2006**

(51) **LOC (8) Cl.** **13-03**

(52) **U.S. Cl.** **D13/147; D13/133; D13/153; D13/154**

(58) **Field of Classification Search** D13/133, D13/146-147, 153-154, 184, 199; 174/72 R; 439/489, 502, 505, 578, 584-585, 625
See application file for complete search history.

(56) **References Cited**

U.S. PATENT DOCUMENTS

5,117,479	A *	5/1992	Erdman et al.	385/136
5,209,670	A *	5/1993	Meurer	439/101
5,547,399	A *	8/1996	Naghi et al.	439/623
D405,049	S *	2/1999	Huang et al.	D13/133

D449,275	S *	10/2001	Goto	D13/147
D450,039	S *	11/2001	Goto	D13/147
D515,511	S *	2/2006	Nishio et al.	D13/147
D516,036	S *	2/2006	Nishio et al.	D13/147
D519,084	S *	4/2006	Hertel et al.	D13/154

* cited by examiner

Primary Examiner—Daniel Bui
(74) *Attorney, Agent, or Firm*—Trojan Law Offices

(57) **CLAIM**

The ornamental design for a high end cable connector assembly, as shown and described.

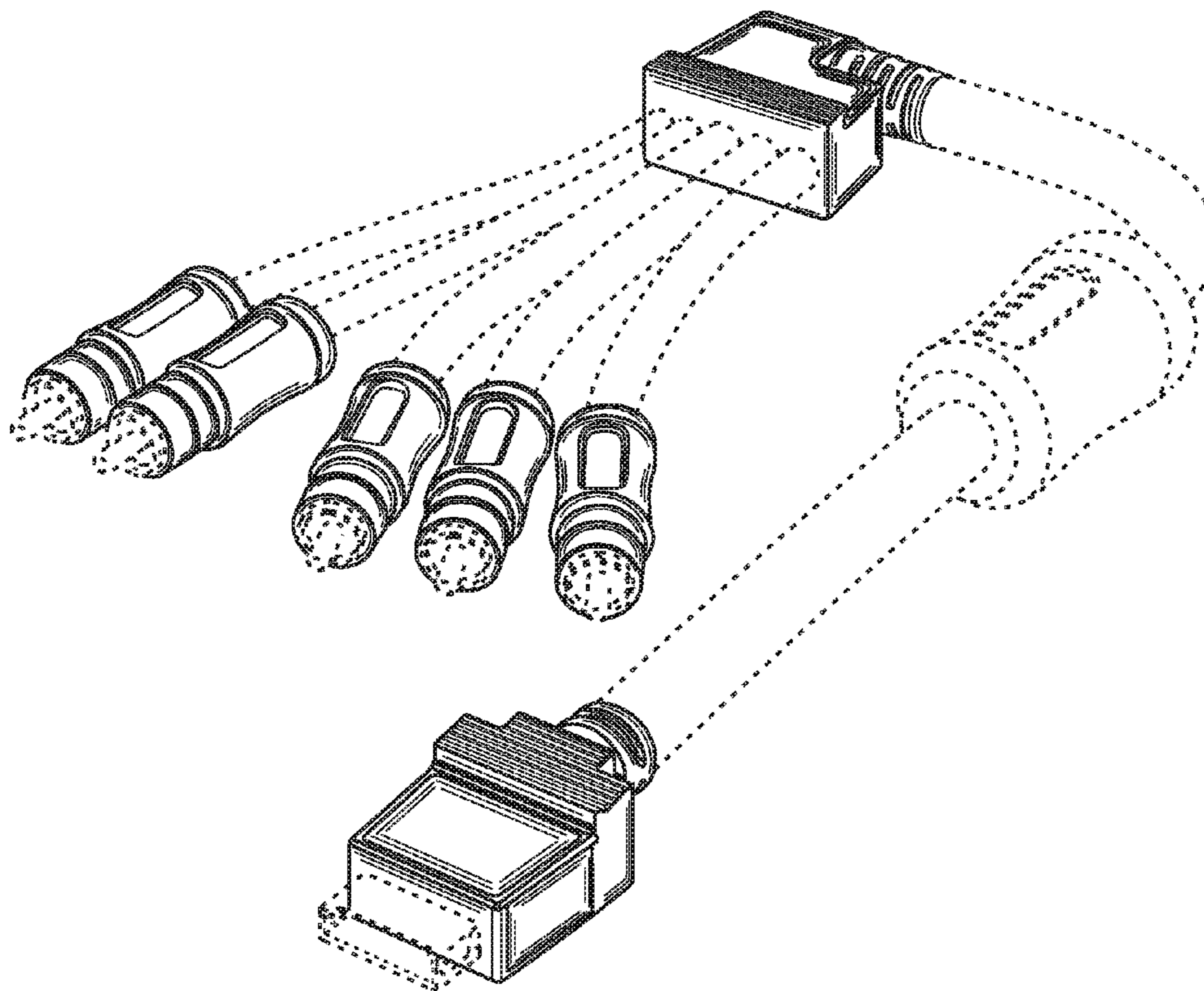
DESCRIPTION

FIG. 1 is a perspective view of the first embodiment of a high end cable connector assembly, showing my new design; and,

FIG. 2 is a perspective view of the second embodiment of a high end cable connector assembly, showing my new design.

The broken line showing of the environment is for illustrative purposes only and forms no part of the claimed design.

1 Claim, 2 Drawing Sheets



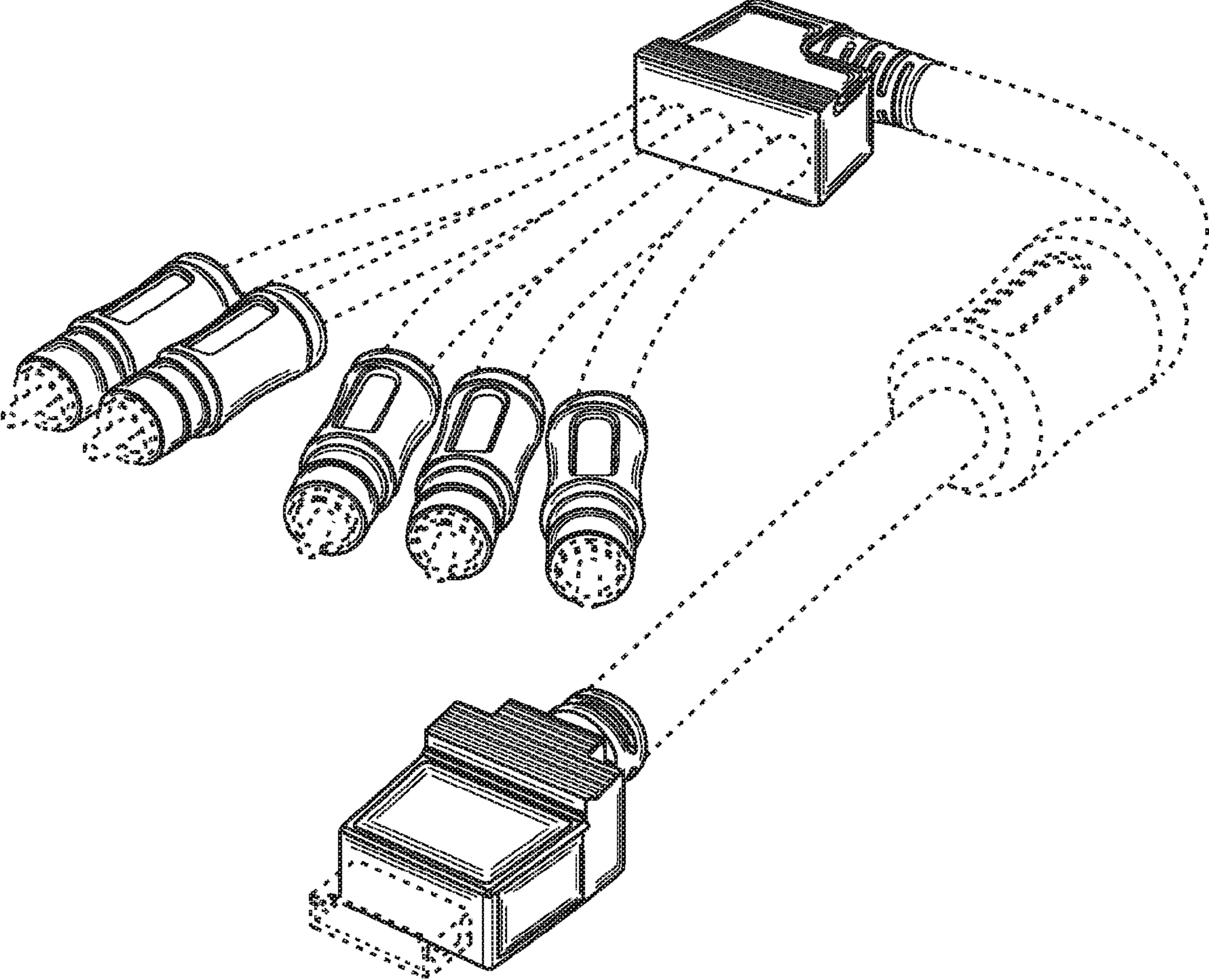


FIG. 1

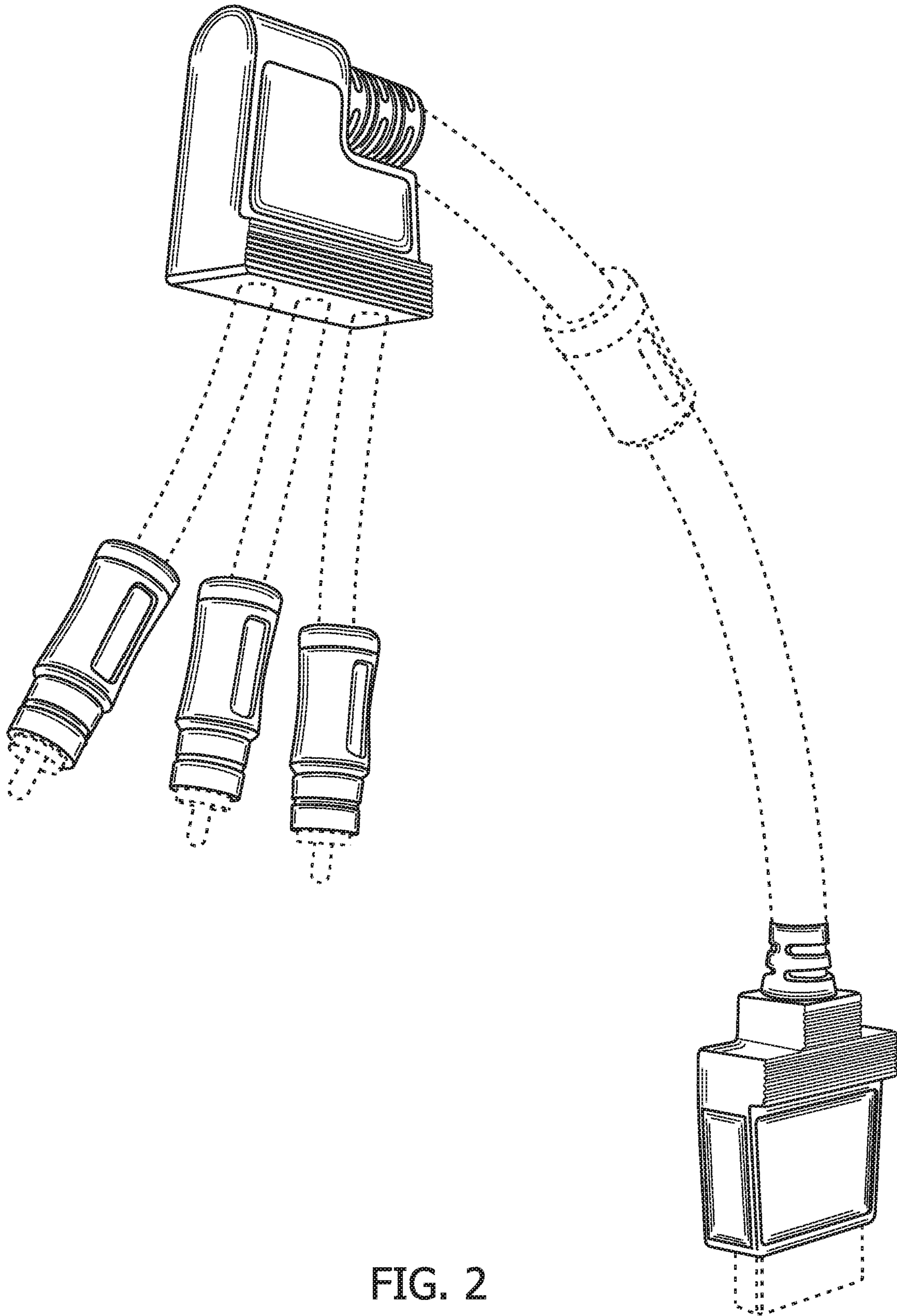


FIG. 2