



US00D553063S

(12) **United States Design Patent**
Pugh

(10) **Patent No.:** **US D553,063 S**

(45) **Date of Patent:** **** Oct. 16, 2007**

(54) **WHEEL**

(75) Inventor: **Marc A. Pugh**, Anaheim, CA (US)

(73) Assignee: **Ultra Wheel Company**, Fullerton, CA (US)

(**) Term: **14 Years**

(21) Appl. No.: **29/272,447**

(22) Filed: **Feb. 7, 2007**

(51) **LOC (8) Cl.** **12-16**

(52) **U.S. Cl.** **D12/209**

(58) **Field of Classification Search** D12/204-213;
301/37.101, 64.101, 65

See application file for complete search history.

(56) **References Cited**

U.S. PATENT DOCUMENTS

D470,812 S	*	2/2003	Chu	D12/211
D478,540 S	*	8/2003	Sulahian	D12/209
D481,346 S	*	10/2003	Vian	D12/211
D504,647 S	*	5/2005	Leclercq	D12/209

D507,222 S	*	7/2005	Arellano et al.	D12/209
D512,675 S	*	12/2005	Nagashima	D12/209
D526,266 S	*	8/2006	Kim	D12/209
D527,699 S	*	9/2006	Kiesel	D12/209
D538,729 S	*	3/2007	Pfeiffer	D12/209

* cited by examiner

Primary Examiner—Stacia Cadmus

(74) *Attorney, Agent, or Firm*—Christie, Parker & Hale, LLP

(57) **CLAIM**

The ornamental design for wheel, as shown and described.


DESCRIPTION

FIG. 1 is a front perspective view showing my new design; and,

FIG. 2 is a front view thereof.

The broken line showing of the rim is included for the purpose of illustrating environment and forms no part of the claimed design.

1 Claim, 2 Drawing Sheets



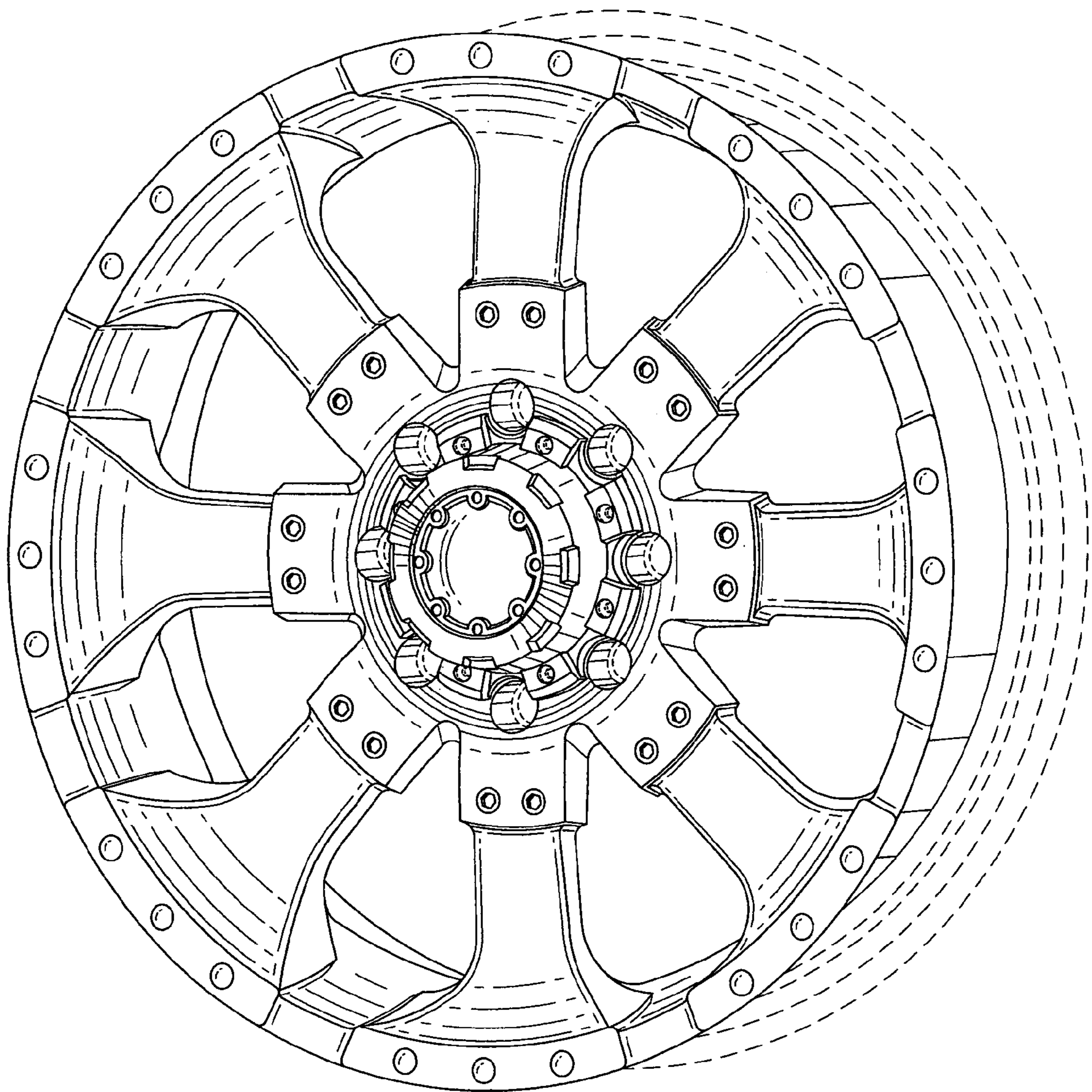


FIG. 1




FIG. 2