



US00D553050S

(12) **United States Design Patent**  
**Barrington et al.**

(10) **Patent No.:** **US D553,050 S**

(45) **Date of Patent:** **\*\* Oct. 16, 2007**

(54) **AUTOMOBILE BODY**

D519,879 S \* 5/2006 Cartabiano ..... D12/91  
D540,215 S \* 4/2007 Date et al. .... D12/91

(75) Inventors: **Alan R. Barrington**, San Marcos, CA (US); **John C. Sodano**, Carlsbad, CA (US); **Kevin R. Verduyn**, Carlsbad, CA (US); **Michael R. Castiglione**, Carlsbad, CA (US)

\* cited by examiner

*Primary Examiner*—Melody N. Brown  
(74) *Attorney, Agent, or Firm*—Ralph E. Smith

(73) Assignee: **DaimlerChrysler Corporation**, Auburn Hills, MI (US)

(57) **CLAIM**

The ornamental design for an automobile body, as shown and described.

(\*\*) Term: **14 Years**

(21) Appl. No.: **29/250,613**

(22) Filed: **Nov. 22, 2006**

(51) **LOC (8) Cl.** ..... **12-08**

(52) **U.S. Cl.** ..... **D12/91**

(58) **Field of Classification Search** ..... D12/90-92,  
D12/86; D21/424, 433; 296/181.1  
See application file for complete search history.

**DESCRIPTION**

FIG. 1 is a front perspective view of an automobile body showing our new design;

FIG. 2 is a side view thereof;

FIG. 3 is a front view thereof;

FIG. 4 is a rear view thereof;

FIG. 5 is a rear perspective view thereof; and,

FIG. 6 is a top plan view thereof.


It will be understood that the broken lines presented in the drawings are for illustration only, and do not form a part of the claimed design.

(56) **References Cited**

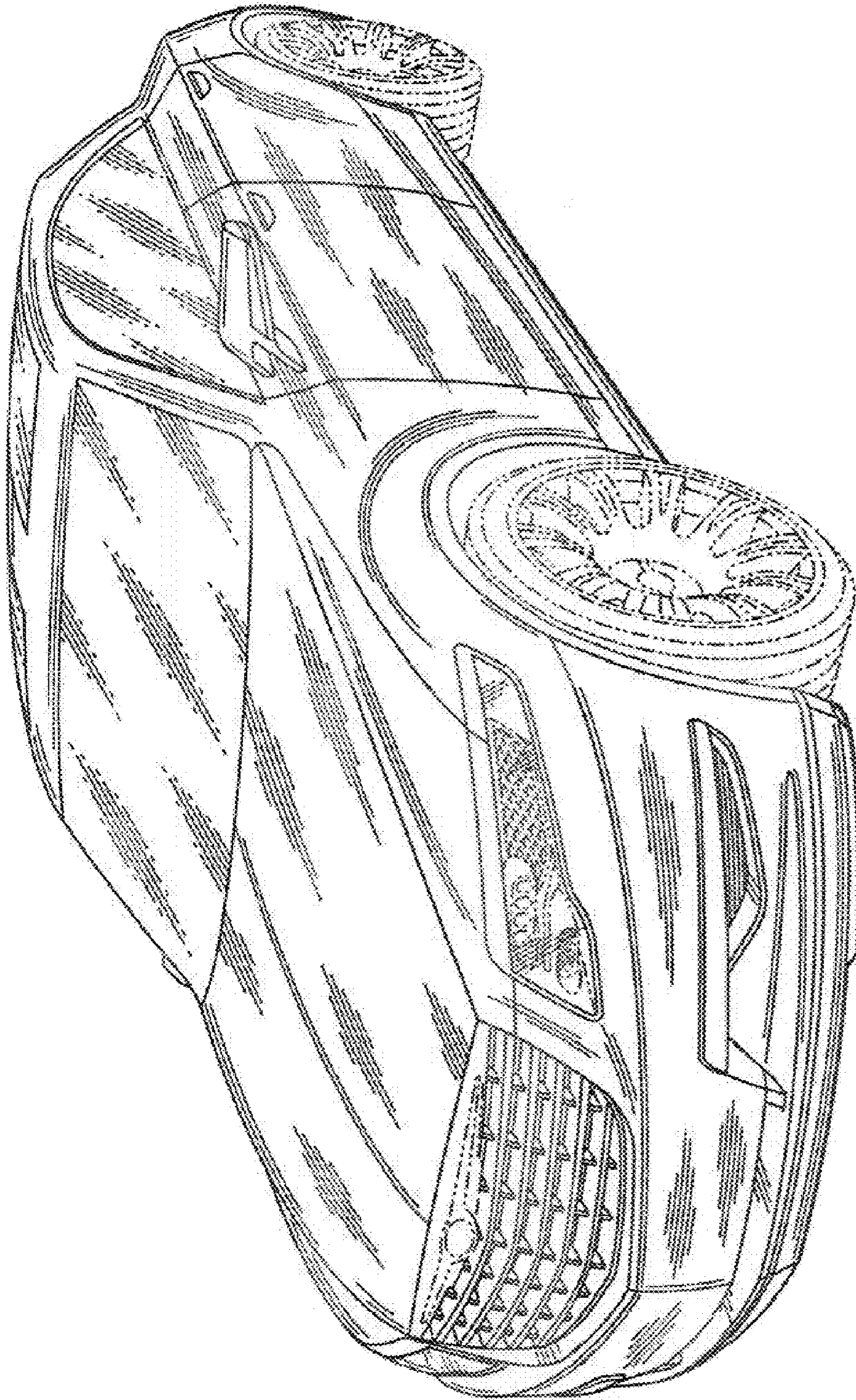
**U.S. PATENT DOCUMENTS**

D479,492 S \* 9/2003 Gale et al. .... D12/91  
D489,648 S \* 5/2004 Gale et al. .... D12/92

**1 Claim, 5 Drawing Sheets**

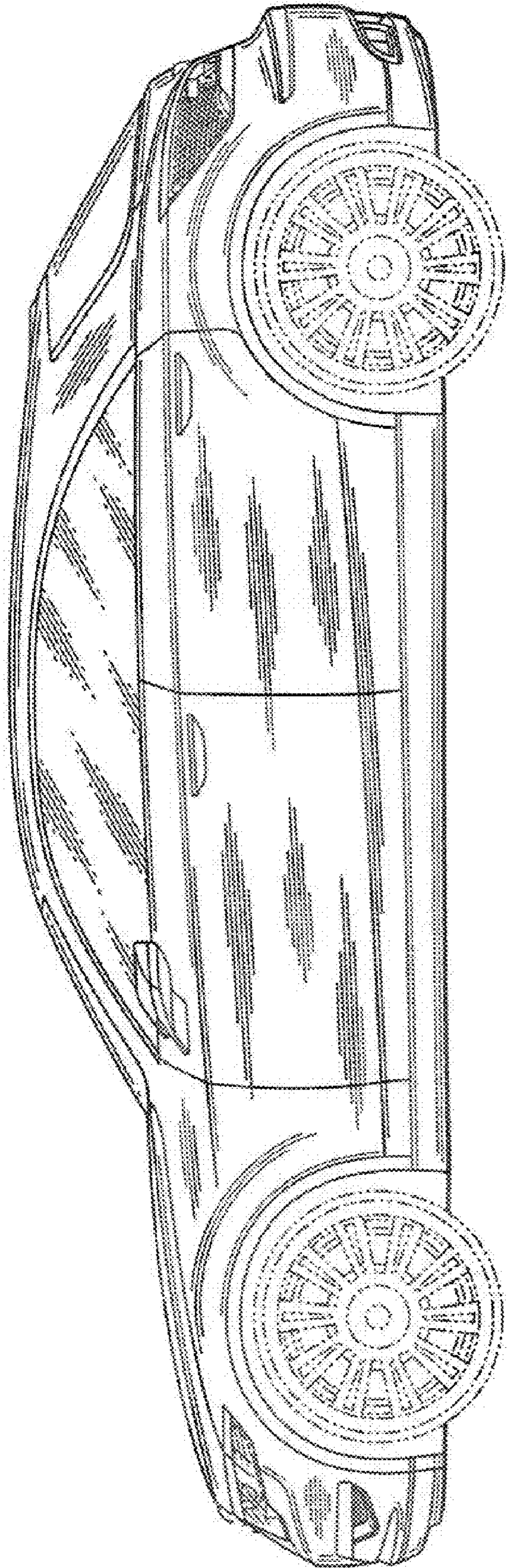







*Fig. 1*






*Fig. 2*



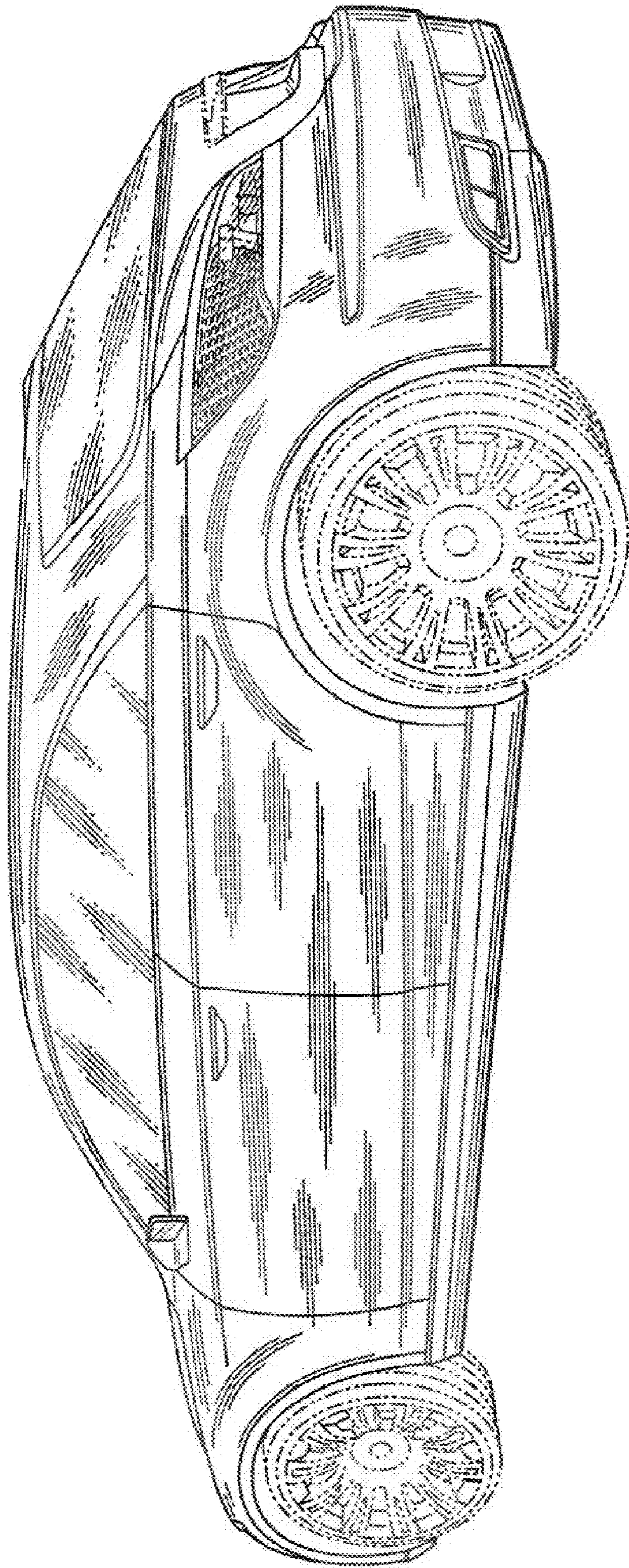


*Fig. 3*



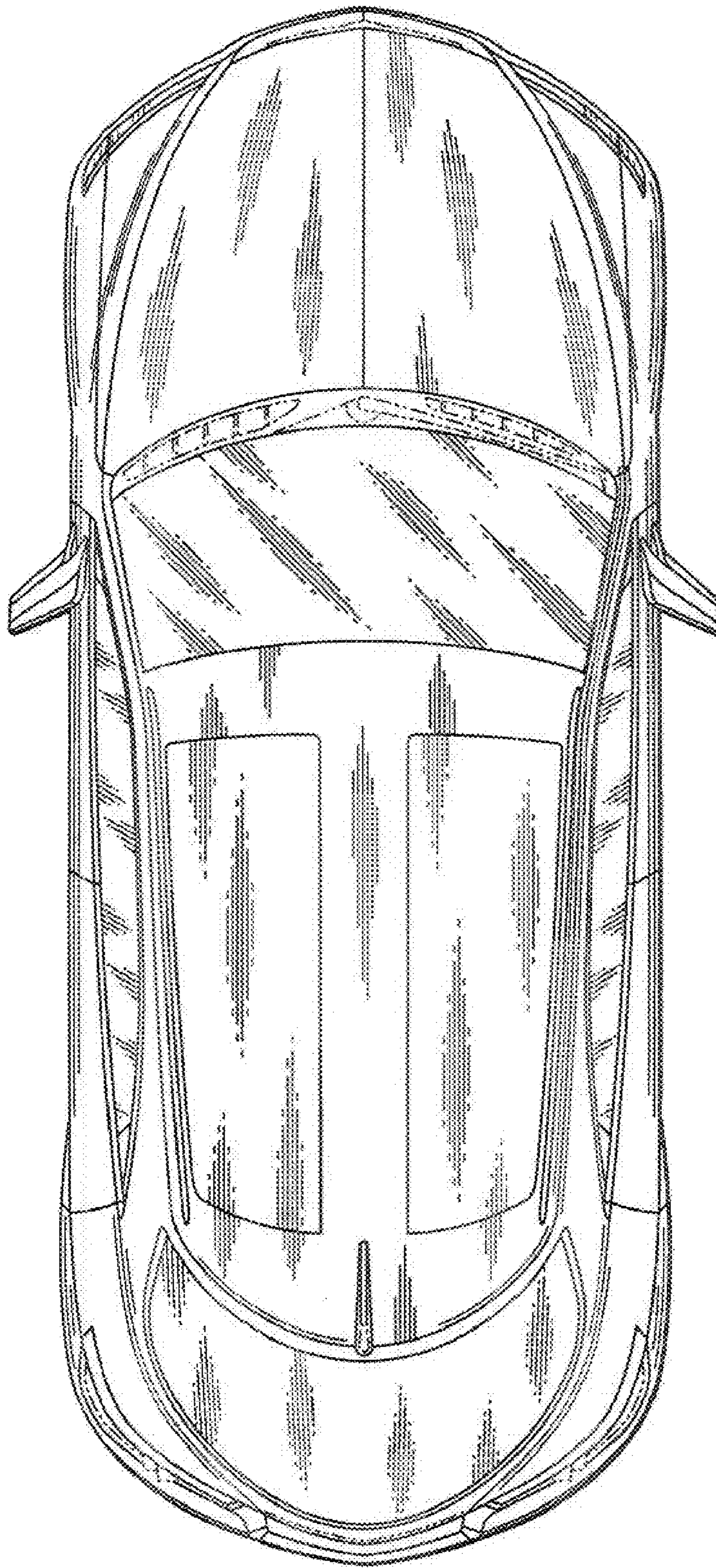
*Fig. 4*





*Fig. 5*





*Fig. 6*