



US00D553047S

(12) **United States Design Patent**
James et al.

(10) **Patent No.:** **US D553,047 S**

(45) **Date of Patent:** **** Oct. 16, 2007**

(54) **CORSAGE PIN**

(76) Inventors: **J. Arturo James**, 2588 Cold Spring Rd., Lansdale, PA (US) 19446; **Carol James**, 2588 Cold Spring Rd., Lansdale, PA (US) 19446

(**) Term: **14 Years**

(21) Appl. No.: **29/270,162**

(22) Filed: **Dec. 18, 2006**

(51) **LOC (8) Cl.** **02-07**

(52) **U.S. Cl.** **D11/206**

(58) **Field of Classification Search** D11/200-216;
D22/144; D8/382; 24/49.1, 50, 56, 49 R
See application file for complete search history.

(56) **References Cited**

U.S. PATENT DOCUMENTS

1,171,740	A *	2/1916	Martus	D11/206
2,015,149	A *	9/1935	Krzeminski	D11/207
2,622,604	A *	12/1952	Buckner	D11/215
D253,578	S *	12/1979	Fournier	D11/215

D276,952	S *	1/1985	McCully	D11/202
D408,324	S *	4/1999	Boruszewski	D11/202
D440,275	S *	4/2001	Rosenberg	D22/144

* cited by examiner

Primary Examiner—Catherine R. Oliver

(74) *Attorney, Agent, or Firm*—Lamorte & Associates

(57) **CLAIM**

The ornamental design for a corsage pin, as shown and described.

DESCRIPTION

FIG. 1 is a perspective view of a corsage pin;
FIG. 2 is a front view thereof, the rear view being a mirror image;
FIG. 3 is a top view thereof;
FIG. 4 is a bottom view thereof;
FIG. 5 is a left side view thereof; and,
FIG. 6 is a right side view thereof.

1 Claim, 4 Drawing Sheets






FIG. 1




FIG. 2

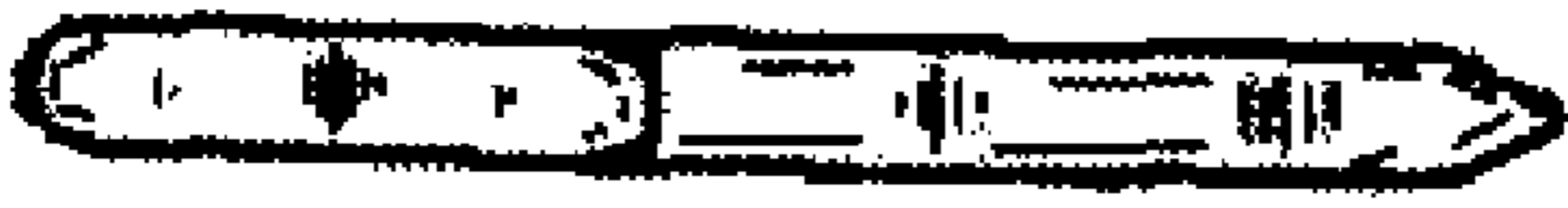


FIG. 3

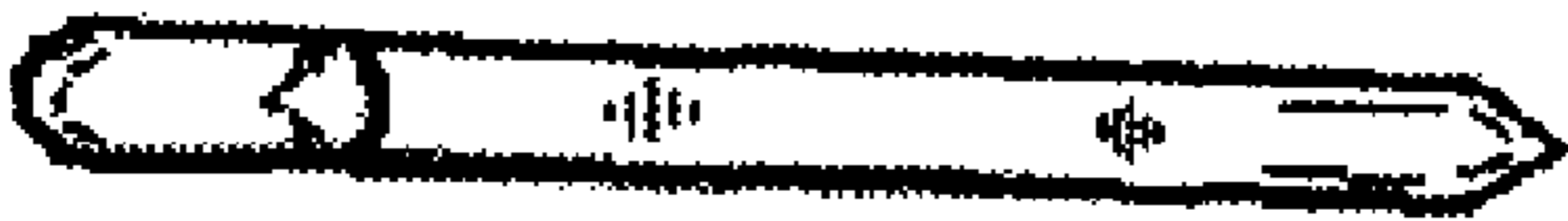


FIG. 4



FIG. 6




FIG. 5