

US00D553046S

(12) **United States Design Patent**
Younkin et al.

(10) **Patent No.:** **US D553,046 S**

(45) **Date of Patent:** **** Oct. 16, 2007**

(54) **DECORATIVE PENDANT**

(75) Inventors: **Martin Frederick Younkin**, Sachse, TX (US); **Carol Sage-Younkin**, Sachse, TX (US)

(73) Assignee: **DFW Clergy Services**, Sachse, TX (US)

(**) Term: **14 Years**

(21) Appl. No.: **29/248,475**

(22) Filed: **Aug. 17, 2006**

(51) **LOC (8) Cl.** **11-02**

(52) **U.S. Cl.** **D11/103**

(58) **Field of Classification Search** D11/1-2, D11/7, 40-44, 46-49, 53, 56-57, 59-61, D11/63, 65, 79-83, 86-87, 89-90, 99, 91-92, D11/101, 106, 114-116, 200-201; 63/1.11, 63/18-20; D3/207-211

See application file for complete search history.

(56) **References Cited**

U.S. PATENT DOCUMENTS

- D156,140 S * 11/1949 Majeska D11/83
- D178,380 S * 7/1956 Katz D11/83
- D238,198 S * 12/1975 Fear D11/83
- D251,717 S * 5/1979 Graves D11/103

- D283,807 S * 5/1986 Dobbins D11/79
- D466,827 S * 12/2002 Fornas D11/79
- D478,836 S * 8/2003 McCormack D11/81
- D518,751 S * 4/2006 Zoullas D11/86

* cited by examiner

Primary Examiner—Ralf Seifert

(74) *Attorney, Agent, or Firm*—Locke Liddell & Sapp, PLLC

(57) **CLAIM**

The ornamental design for a decorative pendant, as shown and described.

DESCRIPTION

FIG. 1 is a front view of the decorative pendant.
 FIG. 2 is a view of the left side of the decorative pendant.
 FIG. 3 is a view of the right side of the decorative pendant.
 FIG. 4 is a view of the rear side of the decorative pendant.
 FIG. 5 is a top view of the decorative pendant; and,
 FIG. 6 is a bottom view of the decorative pendant.

It being understood that the broken lines in FIG. 1 are for illustrative purposes only and form no part of the claimed design.

1 Claim, 1 Drawing Sheet



FIG. 1

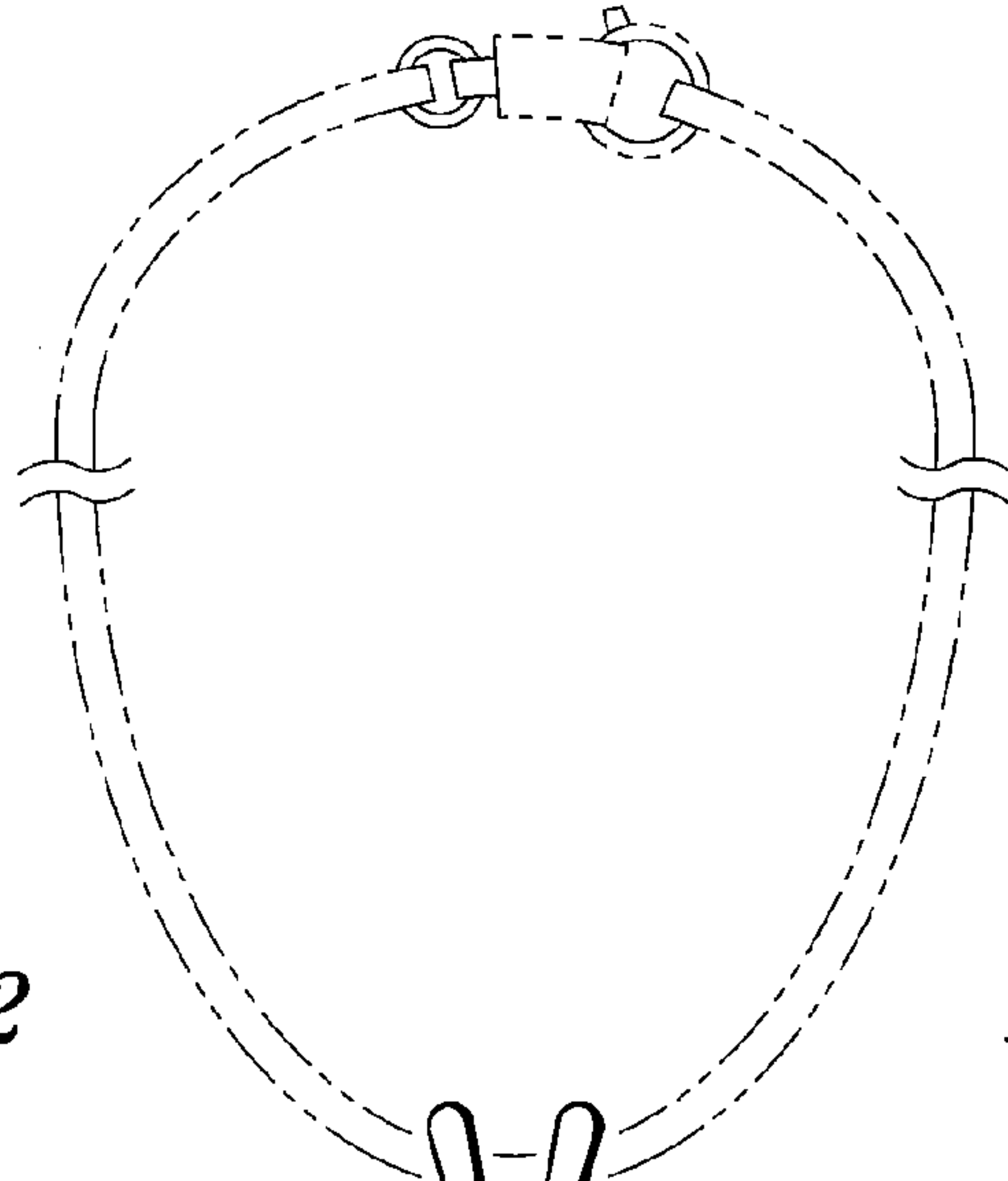


FIG. 2

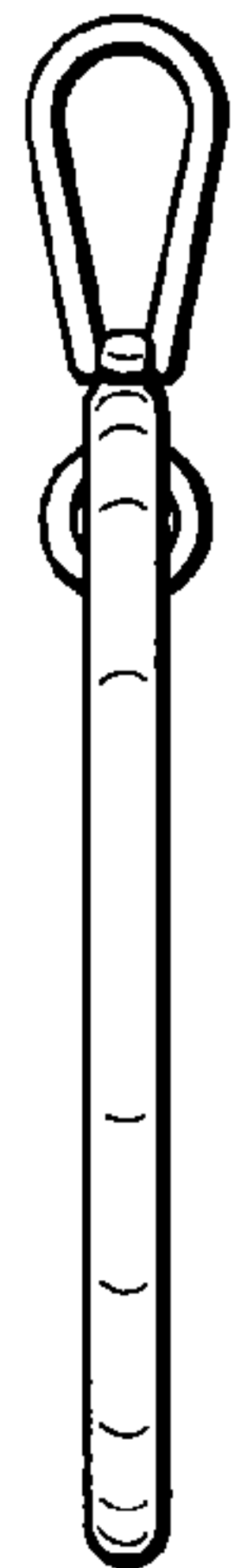


FIG. 3

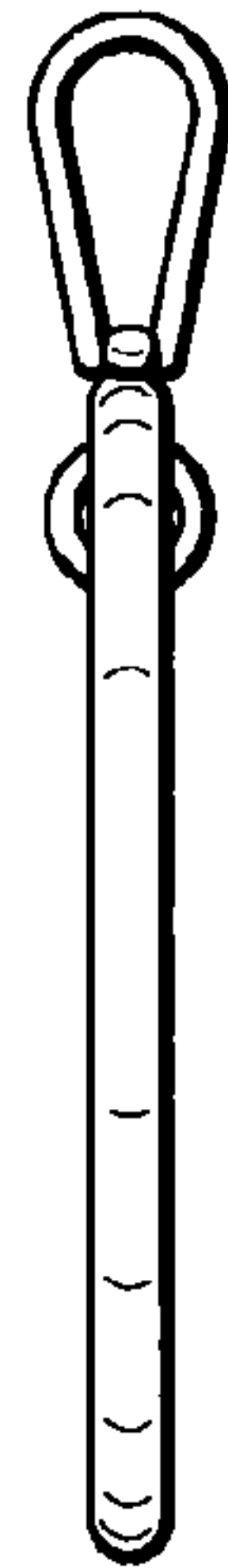


FIG. 4




FIG. 5



FIG. 6

