



US00D553045S

(12) **United States Design Patent**
Huffer

(10) **Patent No.:** **US D553,045 S**

(45) **Date of Patent:** **** Oct. 16, 2007**

(54) **EXPANDABLE LOCKET**

(75) Inventor: **Helene Huffer**, Jenkintown, PA (US)

(73) Assignee: **L.L.I.P. Holdings, LLC**, Erdenheim, PA (US)

(**) Term: **14 Years**

(21) Appl. No.: **29/213,103**

(22) Filed: **Sep. 13, 2004**

(51) **LOC (8) Cl.** **11-01**

(52) **U.S. Cl.** **D11/80**

(58) **Field of Classification Search** D11/1-2,
D11/7, 40-44, 46-49, 53, 56-57, 59-61,
D11/63, 65, 79-83, 86-87, 89-90, 99, 91-92,
D11/101, 106, 114-116, 200-201; 63/1.11,
63/18-20; D3/207-211

See application file for complete search history.

(56) **References Cited**

U.S. PATENT DOCUMENTS

1,630,855 A * 5/1927 Mahnk 40/1.5
2,061,428 A * 11/1936 Kraemer 40/618
2,129,491 A * 9/1938 Chilson 63/19
D150,501 S * 8/1948 Katz D11/80

D252,561 S * 8/1979 Durante D11/79
4,888,915 A * 12/1989 Goldenberg 49/181
D327,031 S * 6/1992 Solomon et al. D11/80

* cited by examiner

Primary Examiner—Louis S. Zarfes

Assistant Examiner—Gregory Andoll

(74) *Attorney, Agent, or Firm*—RatnerPrestia

(57) **CLAIM**

The ornamental design for an expandable locket, as shown and described.

DESCRIPTION

FIG. 1 is a rear view of an expandable locket of the present invention, in the closed position;


FIG. 2 is a front view of the locket shown in FIG. 1, in the closed position;

FIG. 3 is a rear view of the locket shown in FIG. 1, in the open position; and,

FIG. 4 is a front view of the locket shown in FIG. 1, in the open position, showing indicia surrounding each initial.

The broken lines in the Figures are for illustrative purposes only and form no part of the claimed design.

1 Claim, 2 Drawing Sheets






FIG. 2




FIG. 1




FIG. 3




FIG. 4