



US00D553040S

(12) **United States Design Patent**  
**Gefellers**

(10) **Patent No.:** **US D553,040 S**

(45) **Date of Patent:** **\*\* Oct. 16, 2007**

(54) **TURKEY CALL STRIKER**

(76) **Inventor:** **Wade Gefellers**, 5215 Newport Hwy.,  
Greeneville, TN (US) 37743

(\*\*) **Term:** **14 Years**

(21) **Appl. No.:** **29/231,269**

(22) **Filed:** **Jun. 2, 2005**

(51) **LOC (8) Cl.** ..... **10-05**

(52) **U.S. Cl.** ..... **D10/119**

(58) **Field of Classification Search** ..... D10/119,  
D10/116; D14/411; D19/36; 446/418,  
446/397, 208, 207, 202; D28/65, 10; D7/687,  
D7/686, 393, 401.2; 408/145

See application file for complete search history.

(56) **References Cited**

**U.S. PATENT DOCUMENTS**

6,221	A *	3/1849	Sanford	.....	408/214
D136,595	S *	11/1943	Pleasants	.....	D19/49
3,670,452	A *	6/1972	Turner	.....	446/202
4,904,221	A *	2/1990	Taylor	.....	446/397
5,178,575	A *	1/1993	Koch	.....	446/397
5,211,596	A *	5/1993	Bradshaw	.....	446/202
D386,237	S *	11/1997	Artwick et al.	.....	D21/826
5,716,170	A *	2/1998	Kammermeier et al.	....	408/145
D418,772	S *	1/2000	Eubanks	.....	D10/119
6,095,888	A *	8/2000	Panepinto	.....	446/397
6,210,252	B1 *	4/2001	Anderson	.....	446/418
D484,535	S *	12/2003	Fang	.....	D19/36
6,923,708	B1 *	8/2005	Coons	.....	446/397

D511,591	S *	11/2005	Wong	.....	D28/65
D520,537	S *	5/2006	Cardew	.....	D15/139
D531,650	S *	11/2006	Switzer	.....	D15/139
7,169,009	B2 *	1/2007	Marsh	.....	446/397
2005/0070200	A1 *	3/2005	Bishop	.....	446/208
2005/0070201	A1 *	3/2005	Rydborn	.....	446/208

\* cited by examiner

*Primary Examiner*—Cathron C. Brooks

*Assistant Examiner*—Austin Murphy

(74) *Attorney, Agent, or Firm*—Pitts & Brittan, P.C.

(57) **CLAIM**

I claim the ornamental design for a turkey call striker, as shown and described.

**DESCRIPTION**

FIG. 1 is a perspective view of the turkey call striker showing features of the present invention;

FIG. 2 is a front and back elevation view of the turkey call striker shown in FIG. 1;

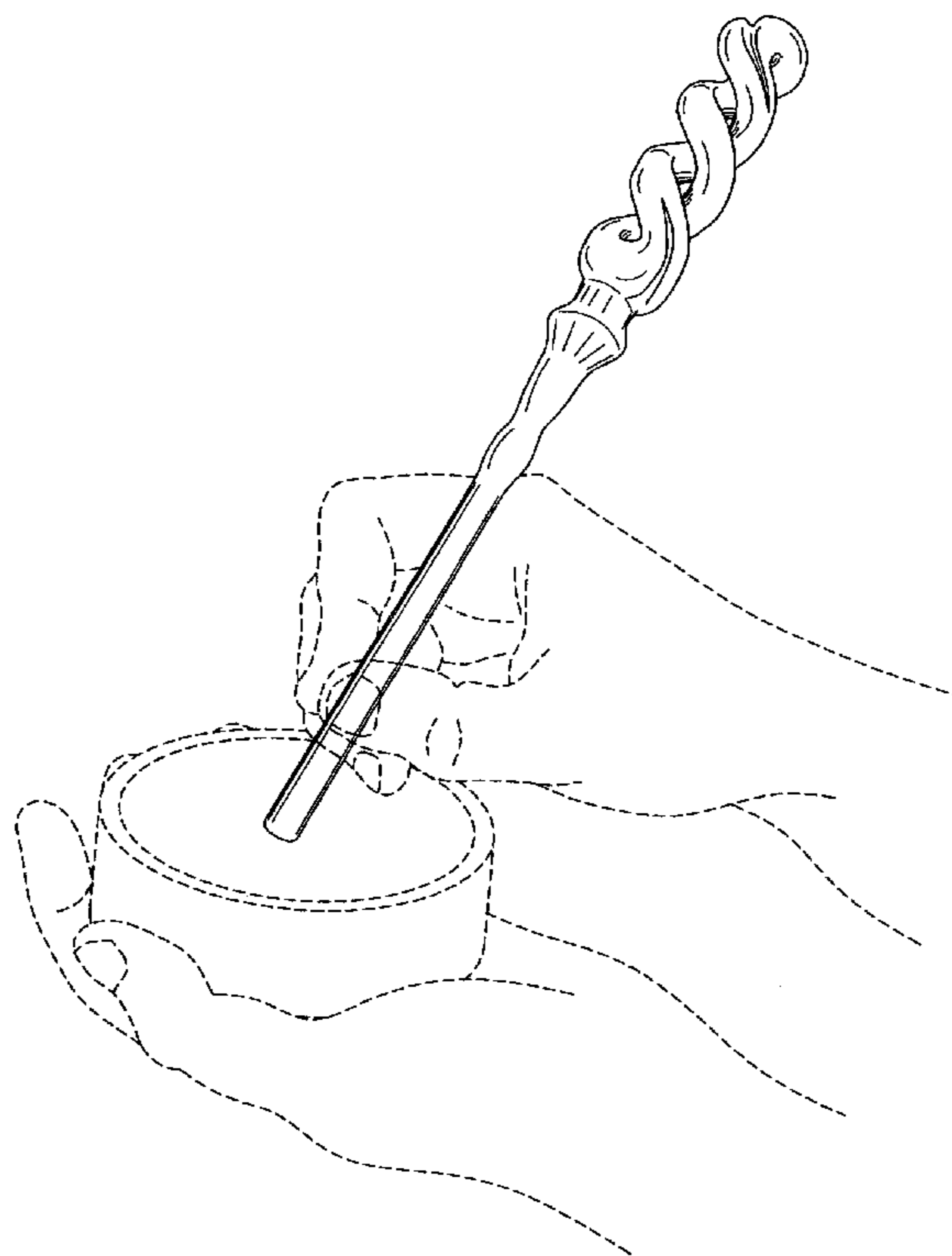
FIG. 3 is a left and right side elevation view of the turkey call striker shown in FIG. 1;

FIG. 4 is a top view of the turkey call striker shown in FIG. 1; and,

FIG. 5 is a bottom view of the turkey call striker shown in FIG. 1.

The features shown in broken lines are for illustrative purposes only and form no part of the claimed invention.

**1 Claim, 2 Drawing Sheets**



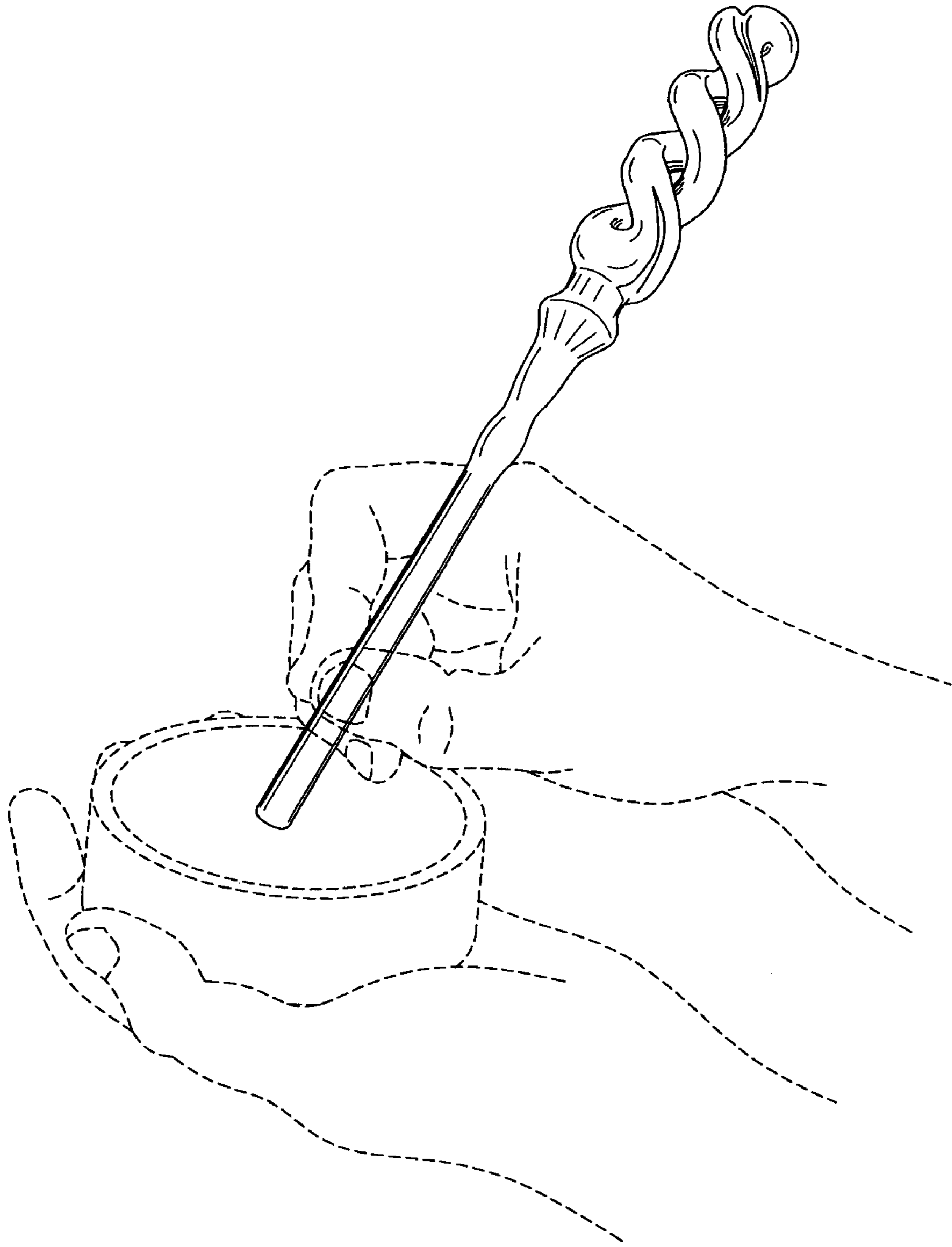


Fig. 1

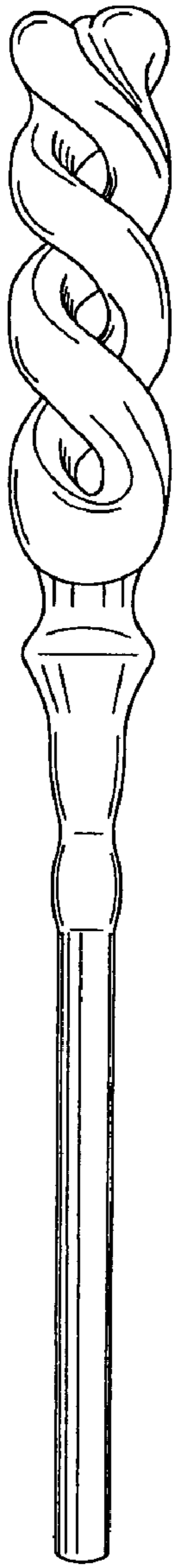


Fig. 2

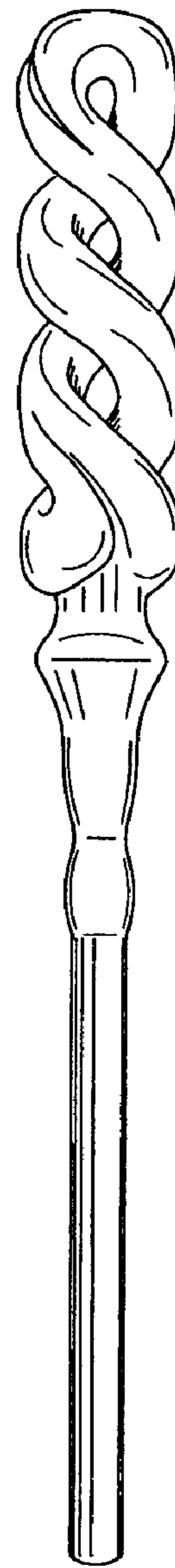


Fig. 3



Fig. 4




Fig. 5