



US00D553027S

(12) **United States Design Patent**  
**Weich et al.**

(10) **Patent No.: US D553,027 S**  
(45) **Date of Patent: \*\* Oct. 16, 2007**

(54) **WINDER**

(75) Inventors: **Debra L. Weich**, Mequon, WI (US);  
**Patrick J. Radle**, Mequon, WI (US)

(73) Assignee: **Actuant Corporation**, Glendale, WI (US)

(\*\*) Term: **14 Years**

(21) Appl. No.: **29/240,095**

(22) Filed: **Oct. 7, 2005**

(51) **LOC (8) Cl.** ..... **10-04**

(52) **U.S. Cl.** ..... **D10/74**

(58) **Field of Classification Search** ..... D10/72,  
D10/74; 33/756-772; 242/390.8, 390.9,  
242/394.1, 395, 84.8, 85, 96, 107.3, 17.4 A,  
242/17.4 R; 254/134.3 FT, 134.3 R  
See application file for complete search history.

(56) **References Cited**

**U.S. PATENT DOCUMENTS**

2,489,319	A *	11/1949	Nave, Jr. et al. ....	242/608.4
D341,329	S *	11/1993	Morris .....	D10/72
6,513,791	B1	2/2003	Yates	
6,722,603	B1 *	4/2004	Atencio .....	242/390.8
7,040,036	B1 *	5/2006	Wang .....	33/782
7,100,300	B2 *	9/2006	Knight et al. ....	33/767

**OTHER PUBLICATIONS**

Greenlee Company Jun. 2004 Catalog, "438PW Fish Tape Power Winder."

\* cited by examiner

*Primary Examiner*—Antoine D. Davis

(74) *Attorney, Agent, or Firm*—Quarles & Brady LLP

(57) **CLAIM**

The ornamental design for a winder, as shown and described.

**DESCRIPTION**

In a preferred embodiment, the nature of this product is a ratchet winder for a fish tape assembly.

FIG. 1 is a left, top, front perspective view of a winder according to our new design;

FIG. 2 is a front elevational view thereof;

FIG. 3 is a right side elevational view thereof;

FIG. 4 is a left side elevational view thereof;

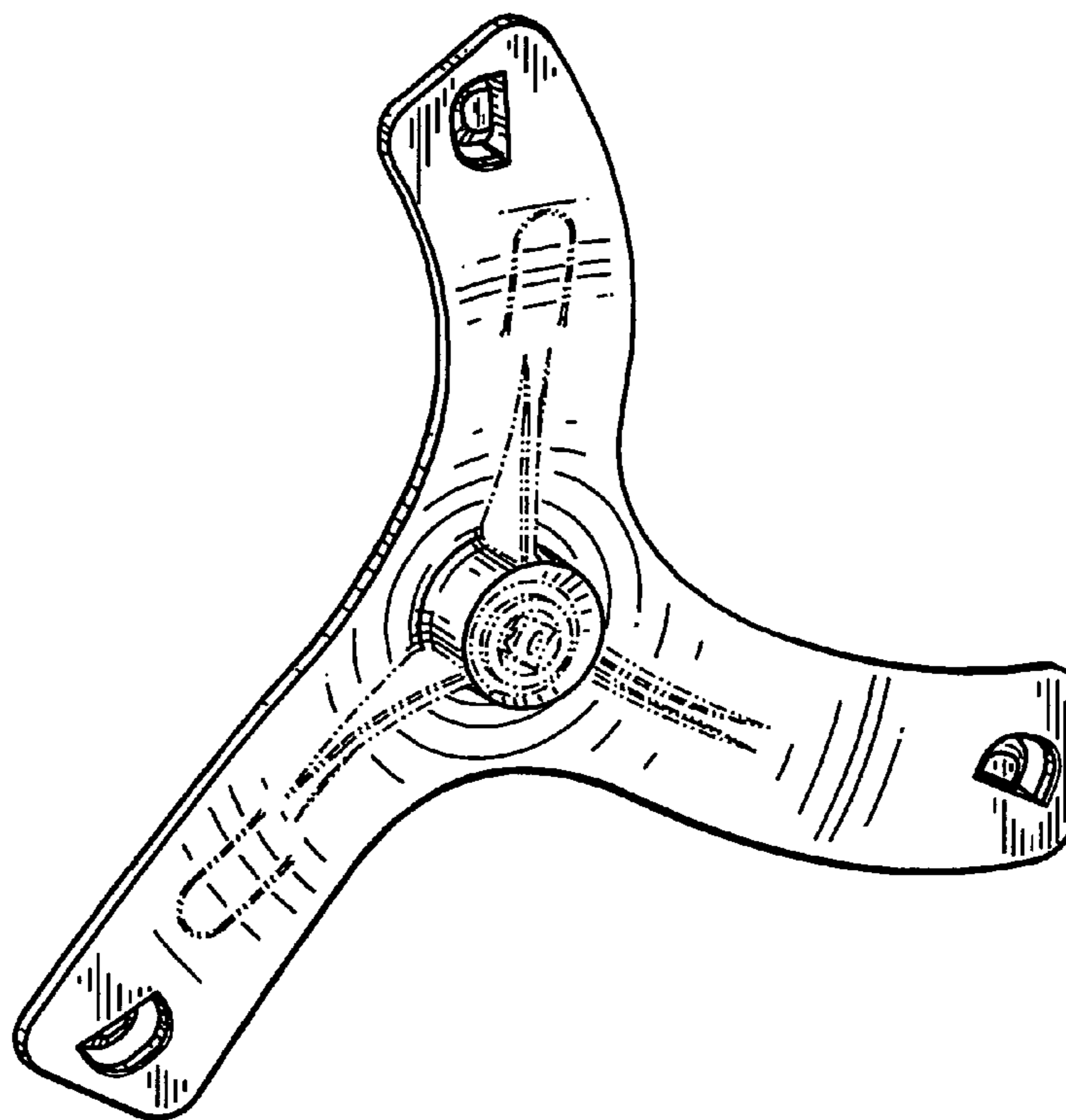
FIG. 5 is a top plan view thereof;

FIG. 6 is a bottom plan view thereof; and,

FIG. 7 is a rear elevational view thereof.

The broken line representations of various features in the figures are for the purpose of illustration only, and form no part of the claimed design.

**1 Claim, 4 Drawing Sheets**



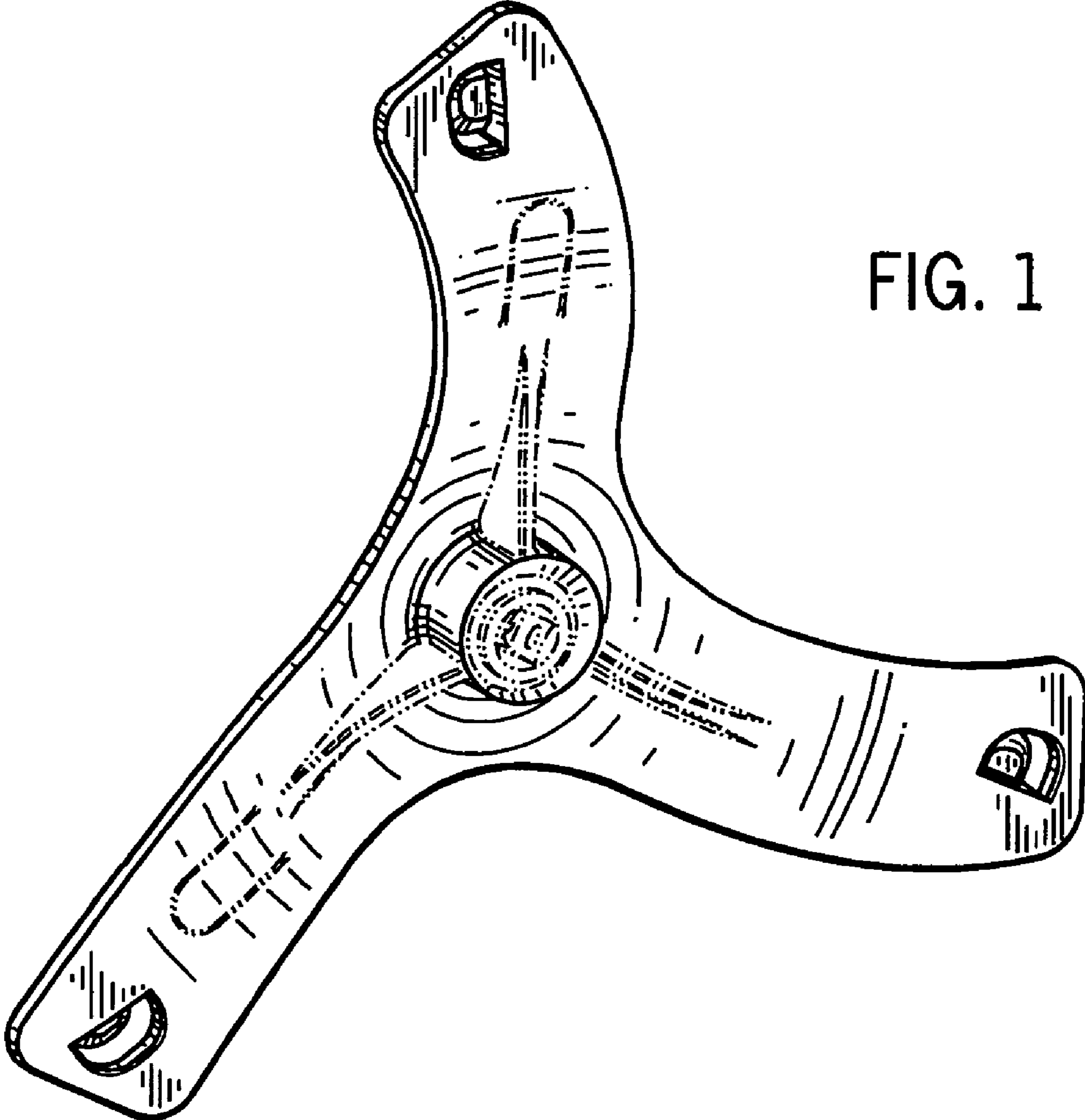


FIG. 1

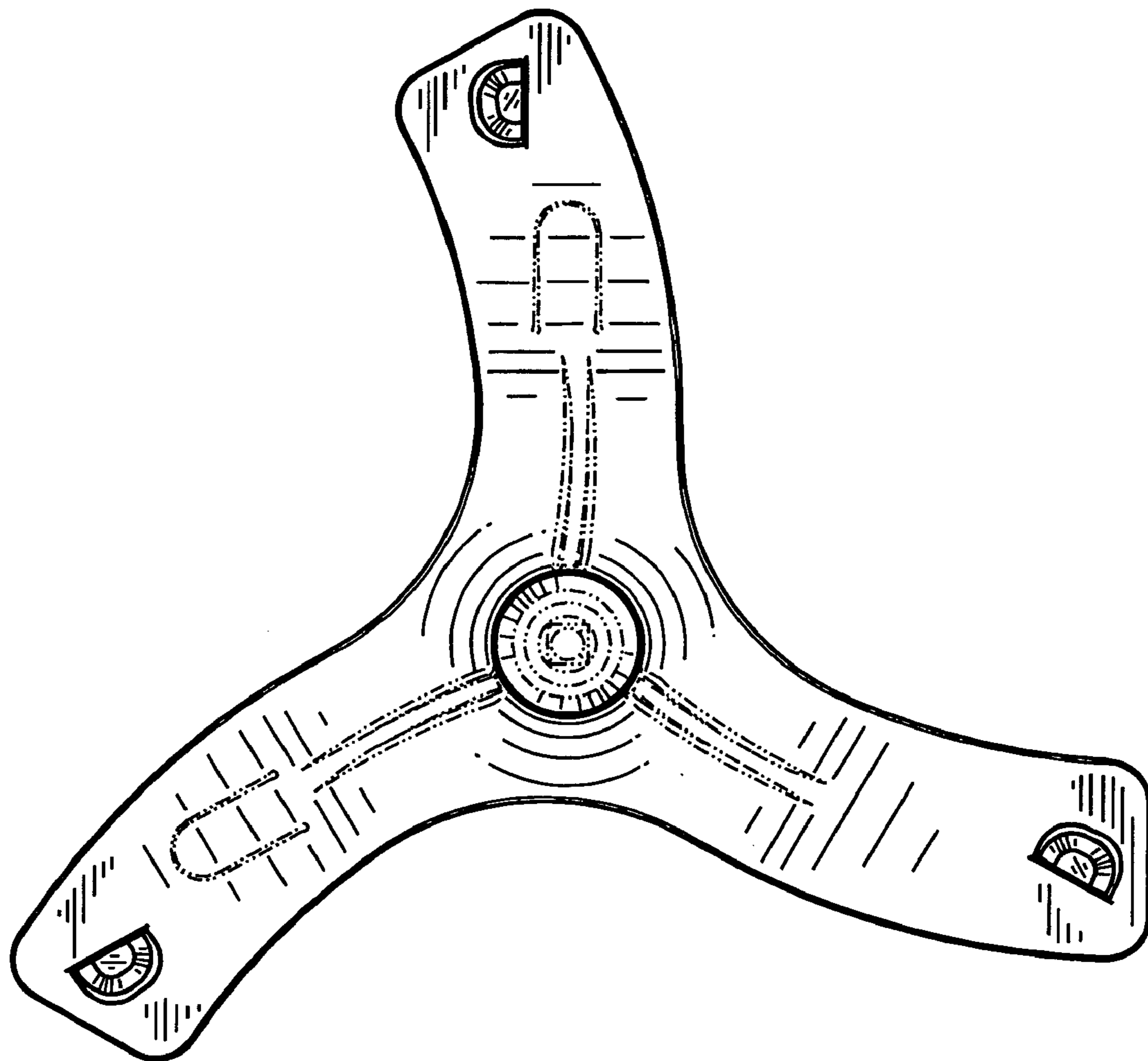


FIG. 2

FIG. 3

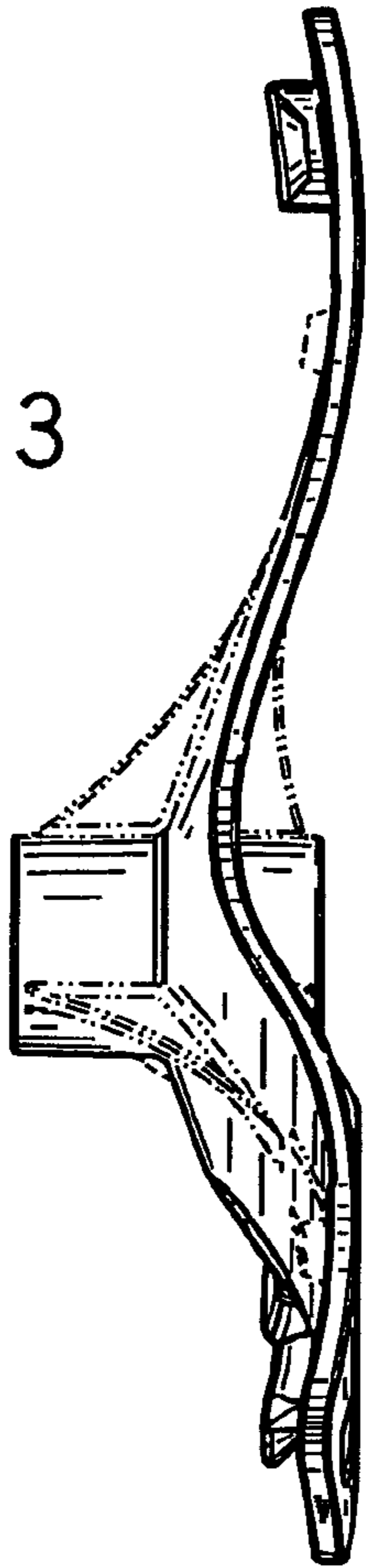


FIG. 4

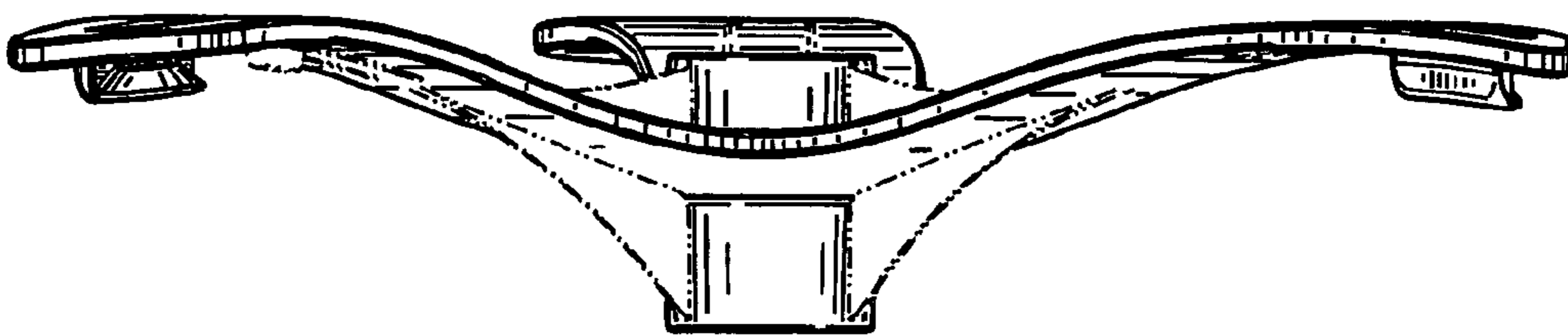



FIG. 5

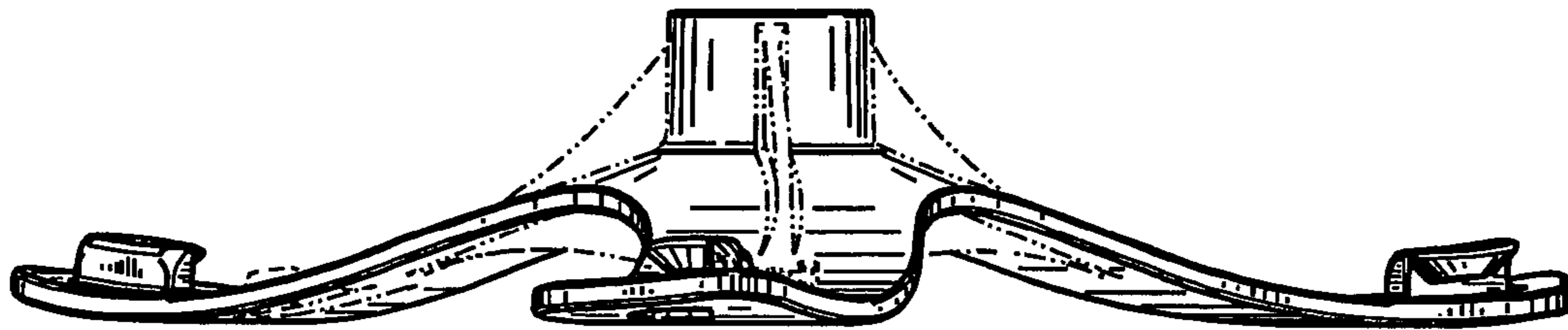


FIG. 6

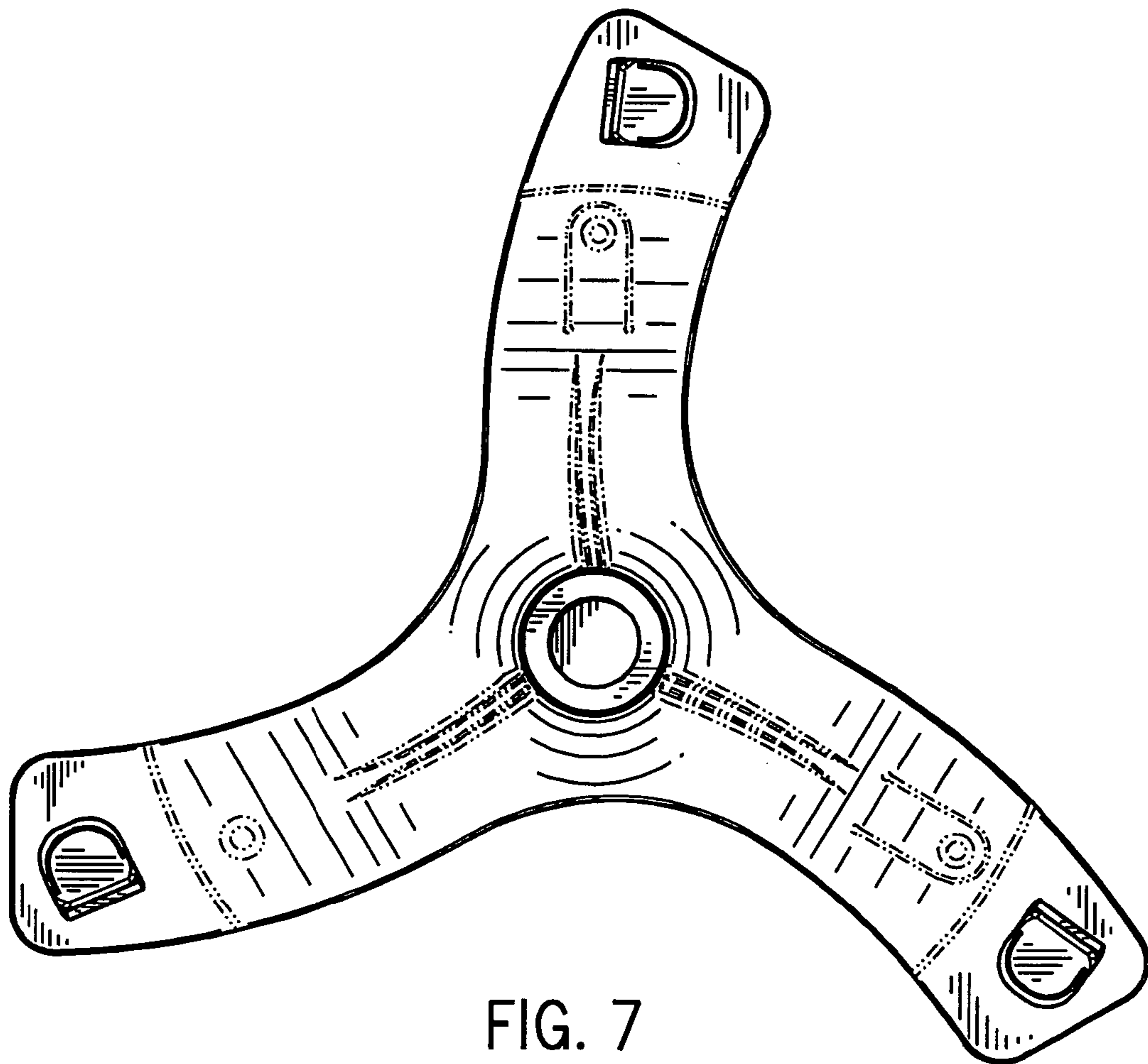


FIG. 7