



US00D553016S

(12) **United States Design Patent**  
**Foster**

(10) **Patent No.:** **US D553,016 S**

(45) **Date of Patent:** **\*\* Oct. 16, 2007**

(54) **BASEBALL CLOCK**

(76) **Inventor:** **Richard Jonathan Foster, 40**  
Lawrence St., New Hyde Park, NY  
(US) 11040

(\*\*) **Term:** **14 Years**

(21) **Appl. No.:** **29/266,754**

(22) **Filed:** **Sep. 28, 2006**

(51) **LOC (8) Cl.** ..... **10-01**

(52) **U.S. Cl.** ..... **D10/6**

(58) **Field of Classification Search** ..... D10/1-29,  
D10/122-132, 33; 368/276-278, 285, 223,  
368/80, 232, 228; D7/625, 901, 699; D11/133,  
D11/172; D20/11, 23, 29; D14/458  
See application file for complete search history.

(56) **References Cited**

**U.S. PATENT DOCUMENTS**

D80,064 S *	12/1929	Werkstell .....	D10/33
D119,558 S *	3/1940	Rieger .....	D10/33
D264,064 S *	4/1982	Ornatek .....	D11/166
D274,133 S *	6/1984	Dillon .....	D10/6
D274,986 S *	8/1984	Mermelstein .....	D10/6
D279,764 S *	7/1985	Rhoades .....	D10/23
D325,349 S *	4/1992	Perri .....	D10/6
D334,144 S *	3/1993	Chen .....	D10/6
D360,833 S *	8/1995	Rodrigues .....	D10/8
D374,828 S *	10/1996	DeMatteo, Jr. ....	D10/37
D375,422 S *	11/1996	Jurasinski .....	D6/451
D413,494 S *	9/1999	Pino .....	D7/699
D420,601 S *	2/2000	Percy .....	D10/40

D442,885 S *	5/2001	Olinger .....	D11/133
D443,228 S *	6/2001	Olinger .....	D11/133
D447,958 S *	9/2001	Hansen .....	D10/6
D449,653 S *	10/2001	Curry .....	D20/11
D468,708 S *	1/2003	Gray .....	D13/183
D481,570 S *	11/2003	Kolb .....	D6/525
D509,401 S *	9/2005	Barnard et al. ....	D7/354
D521,877 S *	5/2006	Whyte .....	D10/6
D522,384 S *	6/2006	Foster .....	D10/6

**OTHER PUBLICATIONS**

European Jeweler, Apr. 1982, p. 165, soccer clock.\*  
Hong Kong Enterprise, Jun. 1990, p. 173, baseball clock.\*  
Hong Kong Enterprise, Oct. 1990, p. 106, baseball clock.\*

\* cited by examiner

*Primary Examiner*—Lucy Lieberman

(57) **CLAIM**

The ornamental design for a baseball clock, as shown and described.

**DESCRIPTION**

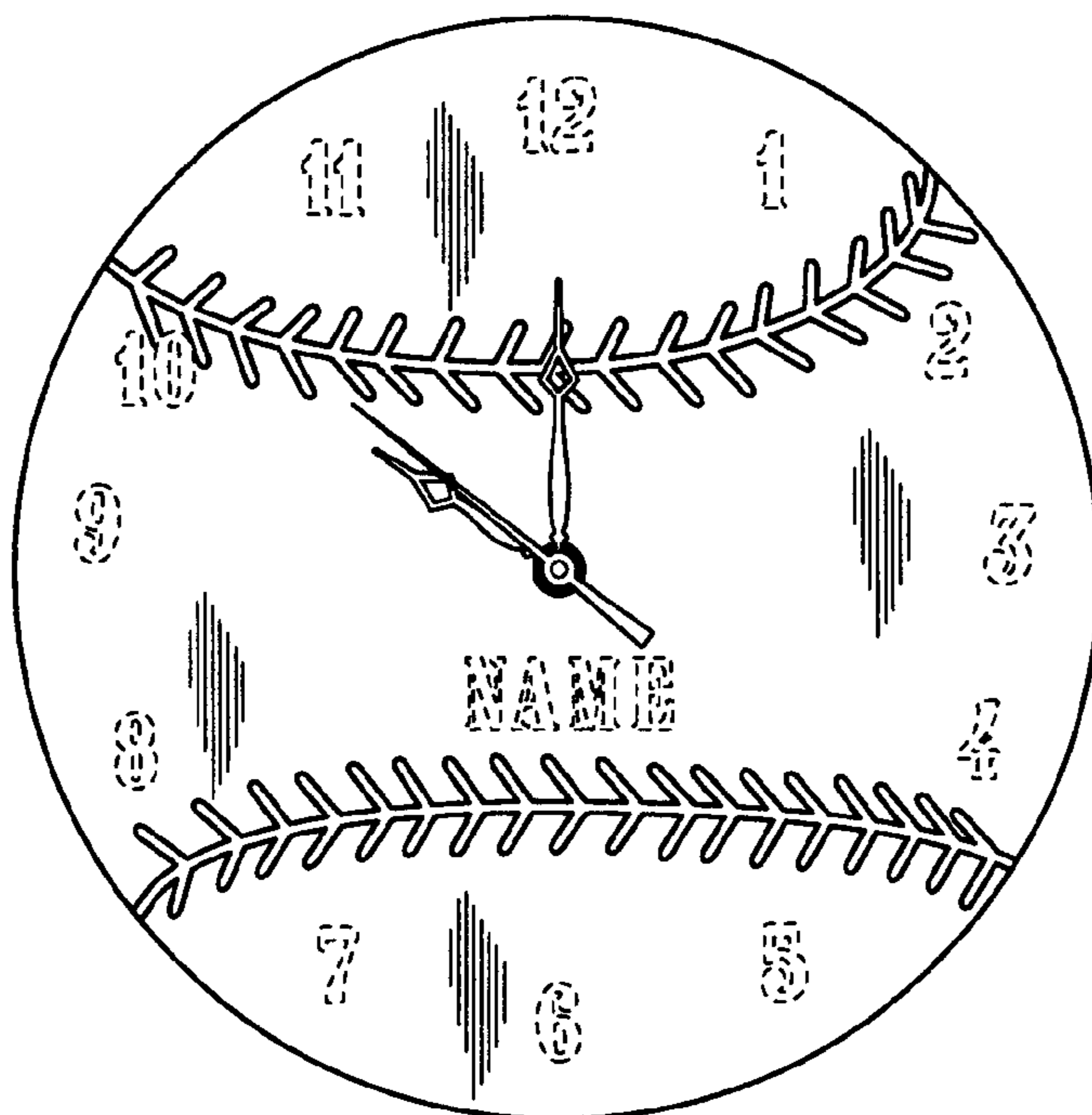
FIG. 1 shows a front elevational view of my design for a baseball clock;

FIG. 2 shows a rear elevational view thereof; and,

FIG. 3 is a side elevation as seen from the right side of FIG. 1.

The broken lines in the drawings are for illustrative purposes only and do not form part of the claimed design.

**1 Claim, 1 Drawing Sheet**



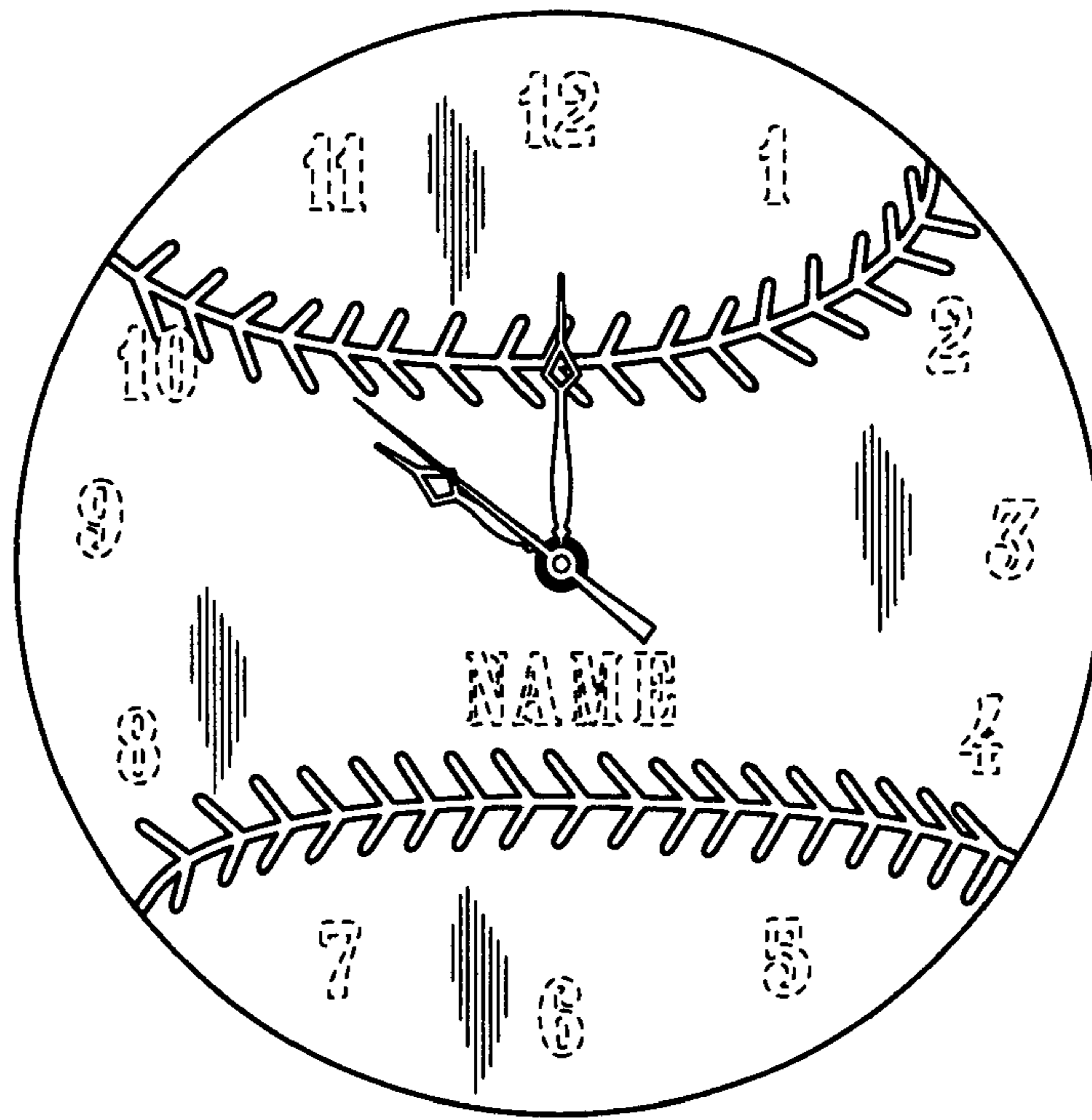


FIG. 1

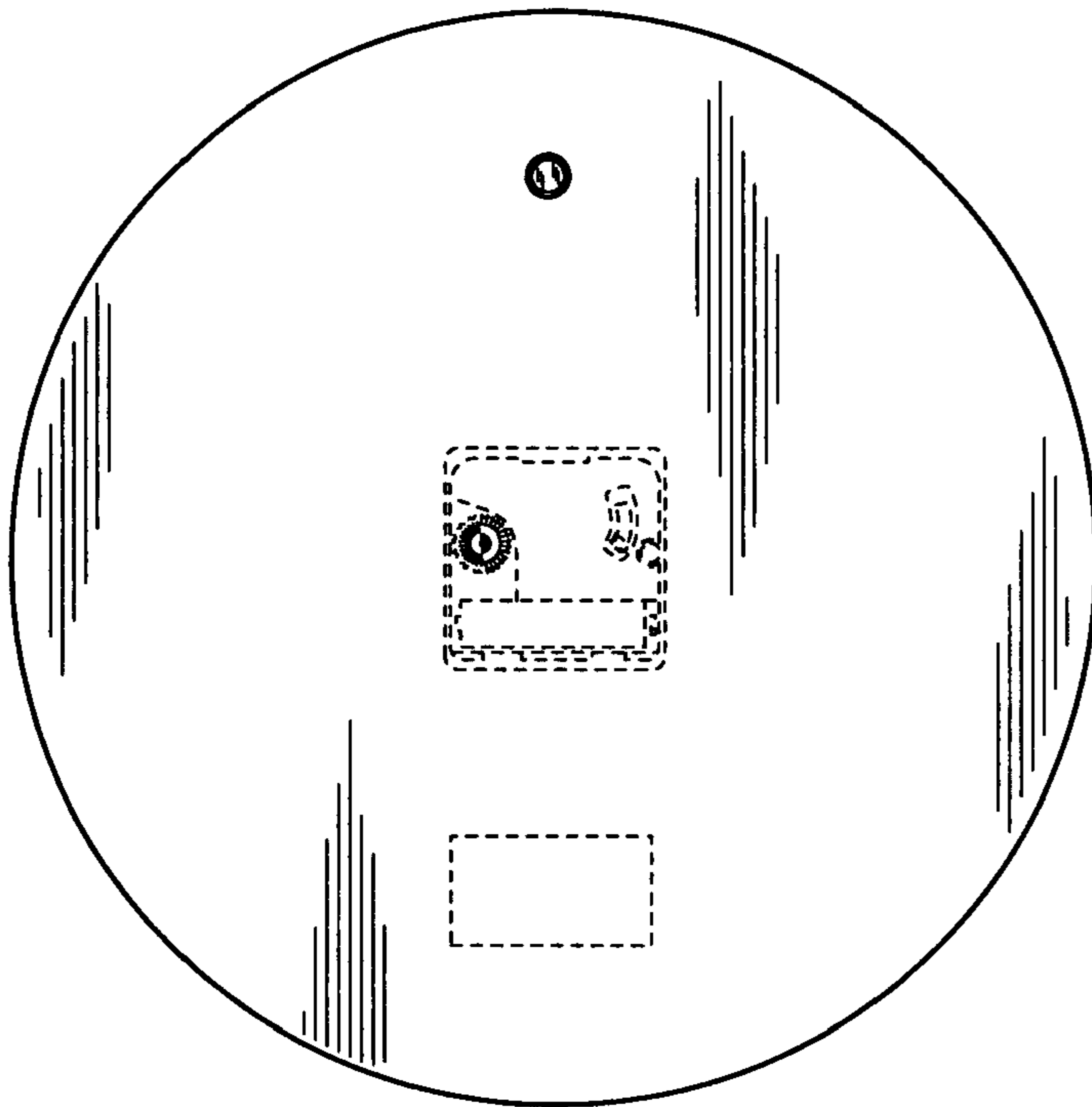


FIG. 2

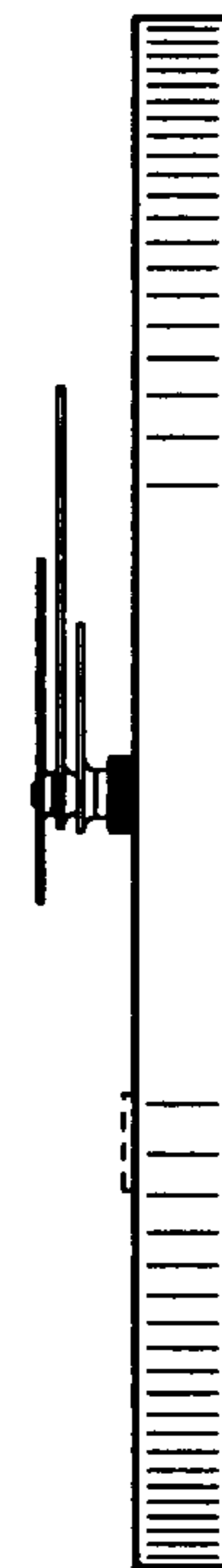


FIG. 3