



US00D553015S

(12) **United States Design Patent**
Foster

(10) **Patent No.:** **US D553,015 S**

(45) **Date of Patent:** **** Oct. 16, 2007**

(54) **SOCCER CLOCK**

(76) **Inventor:** **Richard Jonathan Foster, 40**
Lawrence St., New Hyde Park, NY
(US) 11040

(**) **Term:** **14 Years**

(21) **Appl. No.:** **29/266,752**

(22) **Filed:** **Sep. 28, 2006**

(51) **LOC (8) Cl.** **10-01**

(52) **U.S. Cl.** **D10/6**

(58) **Field of Classification Search** D10/1-29,
D10/122-132, 33; 368/276-278, 285, 223,
368/80, 232, 228; D7/625, 901, 699; D11/133,
D11/172; D20/11, 23, 29; D14/458
See application file for complete search history.

(56) **References Cited**

U.S. PATENT DOCUMENTS

D259,611 S *	6/1981	Martin	D6/303
D265,473 S *	7/1982	Ornatek	D11/166
D273,967 S *	5/1984	Budde	D21/825
D274,986 S *	8/1984	Mermelstein	D10/6
D279,764 S *	7/1985	Rhoades	D10/23
D295,391 S *	4/1988	Maddox et al.	D11/133
D325,349 S *	4/1992	Perri	D10/6
D343,126 S *	1/1994	McNeely	D10/7
D359,917 S *	7/1995	Haenni	D10/33
D375,422 S *	11/1996	Jurasinski	D6/451
D392,913 S *	3/1998	Edwards	D11/133
D396,642 S *	8/1998	Lai	D10/6

D443,229 S *	6/2001	Olinger	D11/133
D447,958 S *	9/2001	Hansen	D10/6
D449,653 S *	10/2001	Curry	D20/11
D465,376 S *	11/2002	Wilkinson	D6/615
D512,811 S *	12/2005	Luciano et al.	D2/615
D521,877 S *	5/2006	Whyte	D10/6
D522,384 S *	6/2006	Foster	D10/6

OTHER PUBLICATIONS

European Jeweler, Apr. 1982, p. 165, soccer clock.*
Hong Kong Enterprise, Jun. 1990, p. 73, soccer clock.*
Hong Kong Enterprise, Jun. 1990, p. 79, soccer clocks.*
Hong Kong Enterprise, Jun. 1990, p. 106, item #C74/B, soccer clock.*

* cited by examiner

Primary Examiner—Lucy Lieberman

(57) **CLAIM**

The ornamental design for a soccer clock, as shown and described.

DESCRIPTION

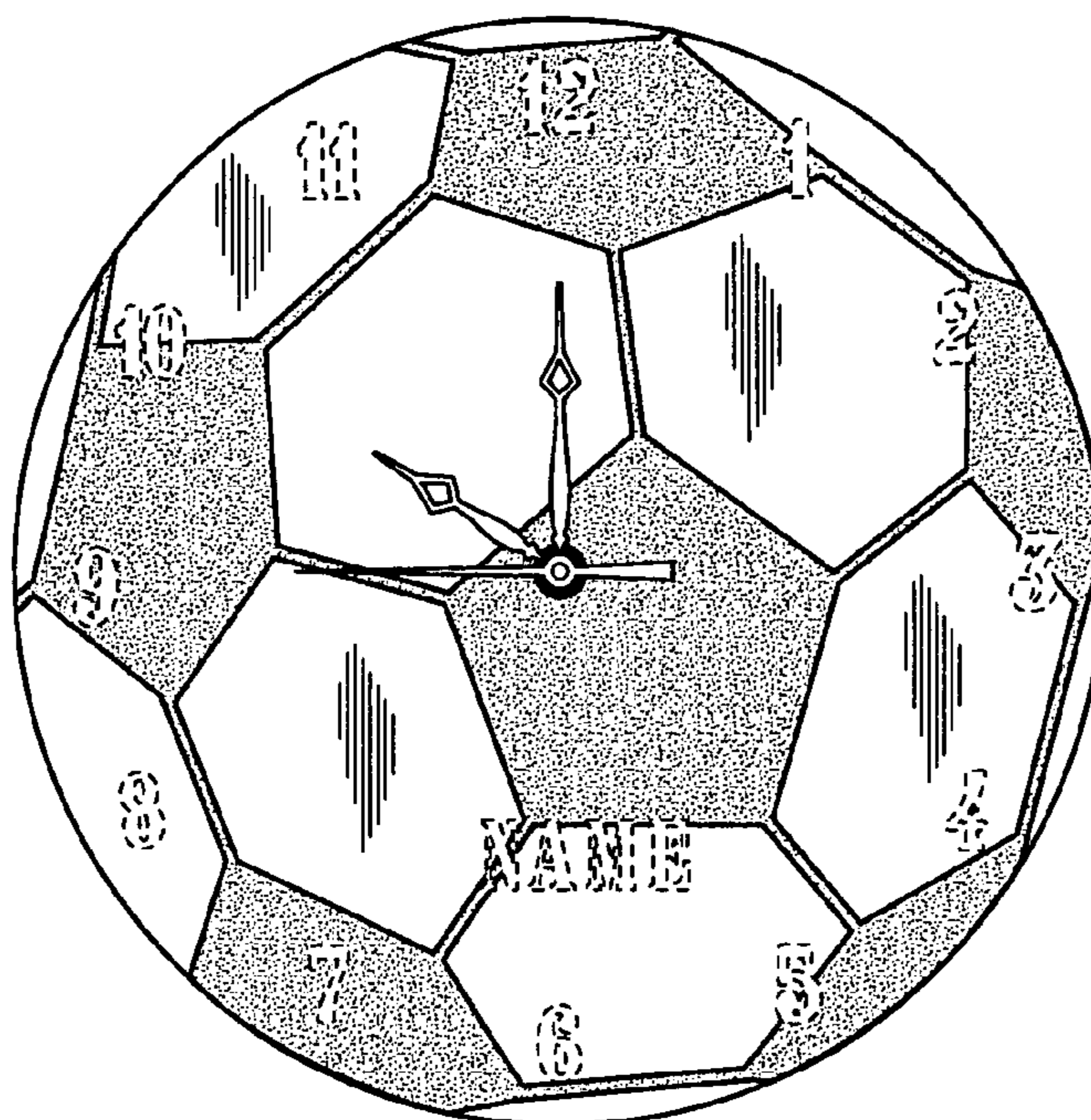
FIG. 1 shows a front elevational view of my design for a soccer clock;

FIG. 2 shows a rear elevational view thereof; and,

FIG. 3 is a side elevation as seen from the right side of FIG. 1.

The broken lines in the drawings are for illustrative purposes only and do not form part of the claimed design.

1 Claim, 1 Drawing Sheet



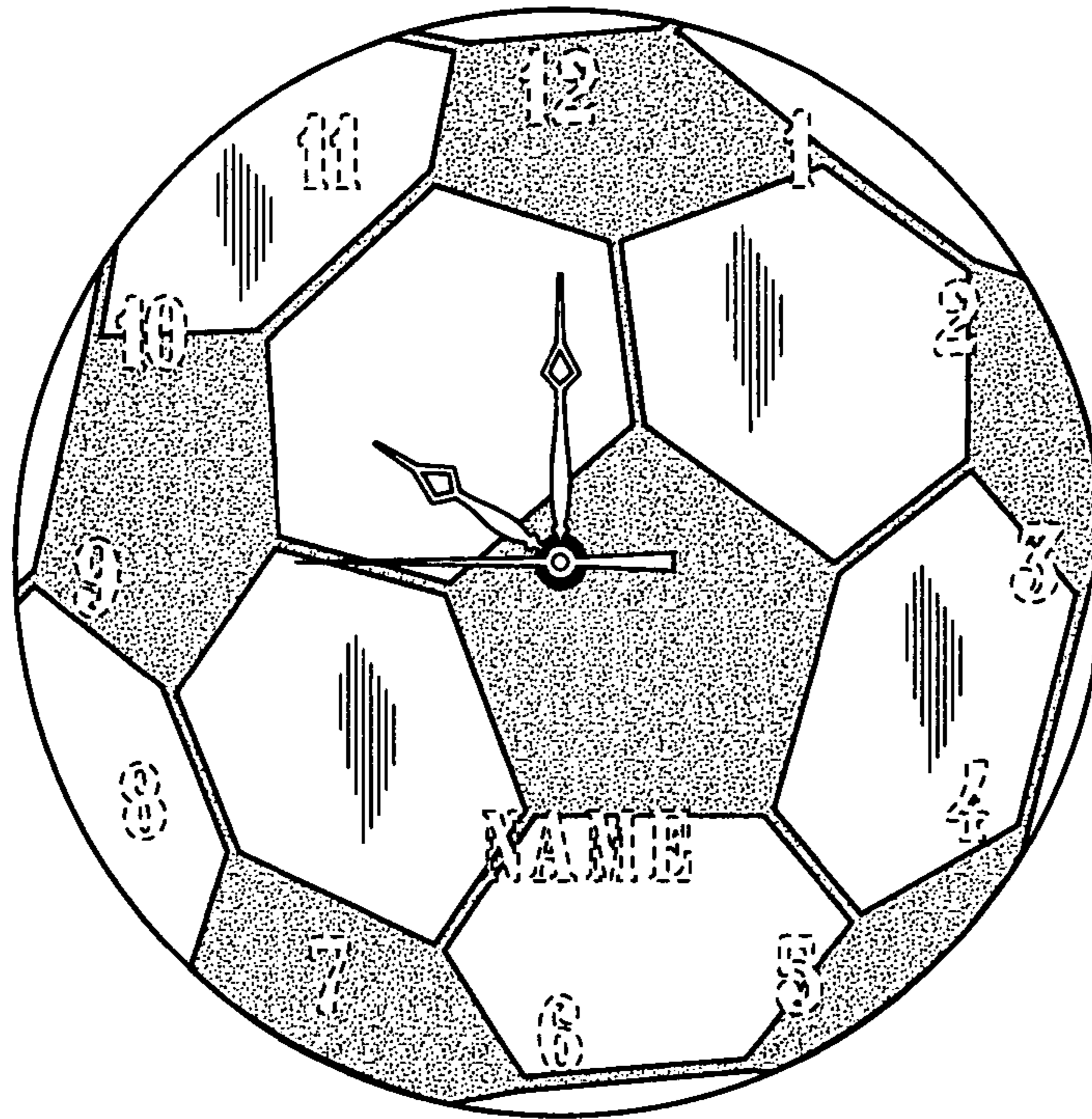


FIG. 1

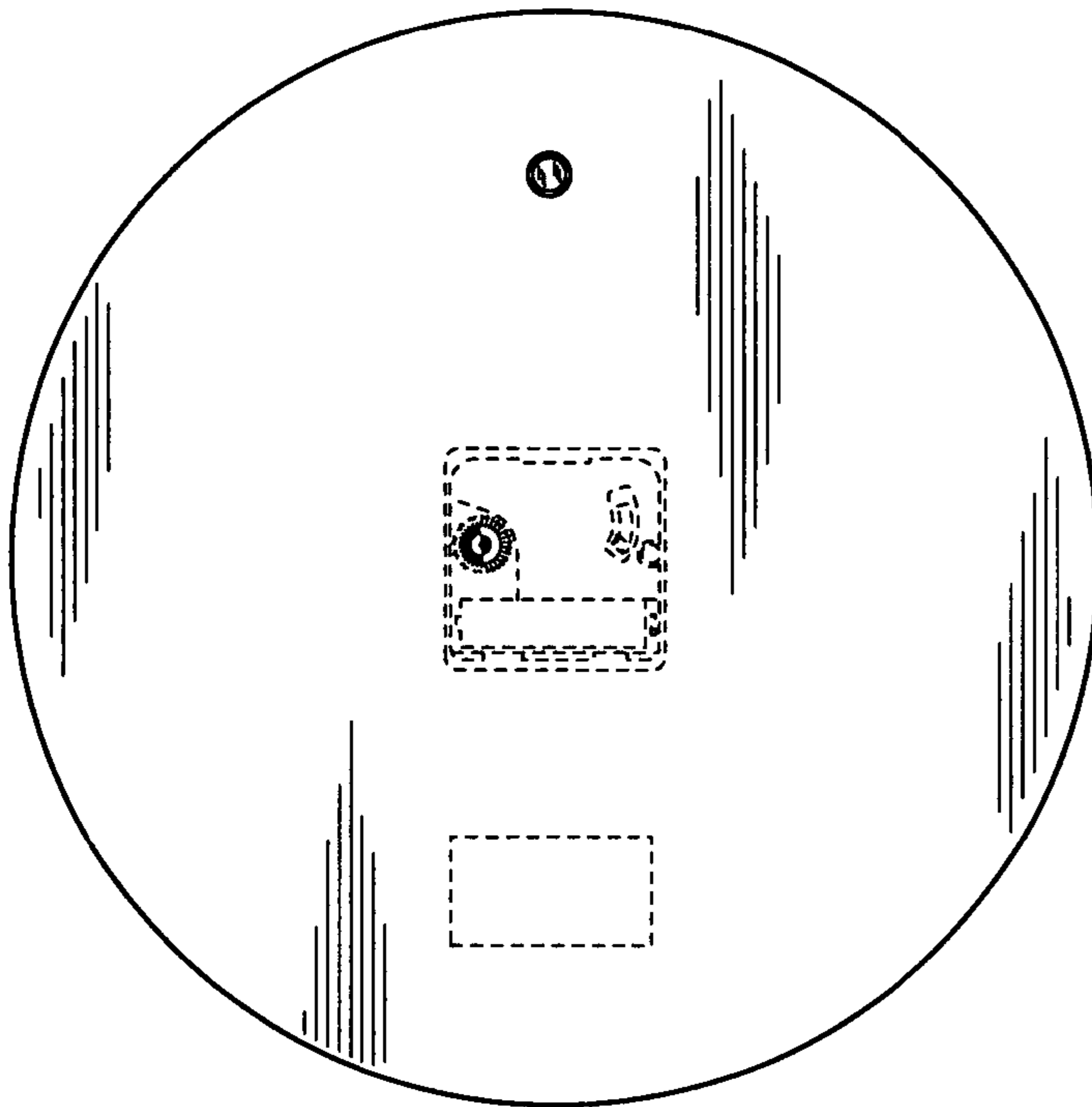


FIG. 2

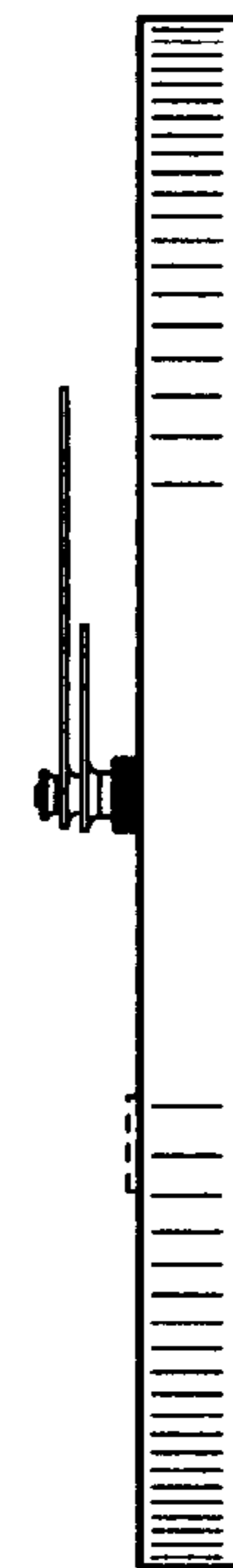


FIG. 3