



US00D553011S

(12) **United States Design Patent**  
**Nouvel**

(10) **Patent No.:** **US D553,011 S**

(45) **Date of Patent:** **\*\* Oct. 16, 2007**

(54) **CONFECTIONERY CONTAINER AND TRAY ASSEMBLY**

(75) Inventor: **Jean Nouvel**, Paris (FR)

(73) Assignee: **Societe des Produits Nestle S.A.**,  
Vevey (CH)

(\*\*) Term: **14 Years**

(21) Appl. No.: **29/247,779**

(22) Filed: **Jul. 11, 2006**

(30) **Foreign Application Priority Data**

Feb. 9, 2006 (CH) ..... 132516

(51) **LOC (8) Cl.** ..... **07-01**

(52) **U.S. Cl.** ..... **D9/761; D9/421; D9/432**

(58) **Field of Classification Search** ..... D7/306,  
D7/313, 409, 555, 605, 607, 608, 624.2, 703;  
D3/300, 302; D9/414, 418, 423, 424, 432,  
D9/433, 761, 420, 421; 220/529, 566, 495.03;  
229/123.3, 123.31, 123.34; 206/223  
See application file for complete search history.

(56) **References Cited**

**U.S. PATENT DOCUMENTS**

D179,920	S	*	3/1957	Shelly	.....	D3/300
3,685,687	A	*	8/1972	Eckdahl	.....	206/504
D234,568	S	*	3/1975	Swett	.....	D7/629
D255,658	S	*	7/1980	Dugan et al.	.....	D9/425
4,366,903	A	*	1/1983	Gaiser et al.	.....	206/387.15
D268,379	S	*	3/1983	Dishell	.....	D6/631
D305,841	S	*	2/1990	MacQueen	.....	D6/475
5,358,134	A	*	10/1994	Ripley et al.	.....	220/787

D351,957	S	*	11/1994	Bumb	.....	D6/475
D390,052	S	*	2/1998	Wolff	.....	D6/510
D398,150	S	*	9/1998	Vonarburg	.....	D3/302
D429,148	S	*	8/2000	Seidler	.....	D9/418
D469,974	S	*	2/2003	Scribner	.....	D6/407

\* cited by examiner

*Primary Examiner*—Philip S. Hyder

*Assistant Examiner*—Cynthia Underwood

(74) *Attorney, Agent, or Firm*—Bell, Boyd & Lloyd LLP

(57) **CLAIM**

The ornamental design for a confectionery container and tray assembly, as shown and described herein.

**DESCRIPTION**

FIG. 1 illustrates a front perspective view of the confectionery container;

FIG. 2 illustrates a front perspective view of the tray;

FIG. 3 illustrates a front perspective view of the confectionery container and tray assembly of FIG. 1;

FIG. 4 illustrates a front perspective view of the confectionery container and tray assembly of FIG. 1 showing the container opened at one end and the tray partially removed from the container; and,

FIG. 5 illustrates a front view of the confectionery container assembly of FIG. 1, wherein the back view is a mirror image of this view.

The broken lines of the confectionery container and tray assembly are for the purpose of showing environmental structure and form no part of the claimed design.

**1 Claim, 5 Drawing Sheets**

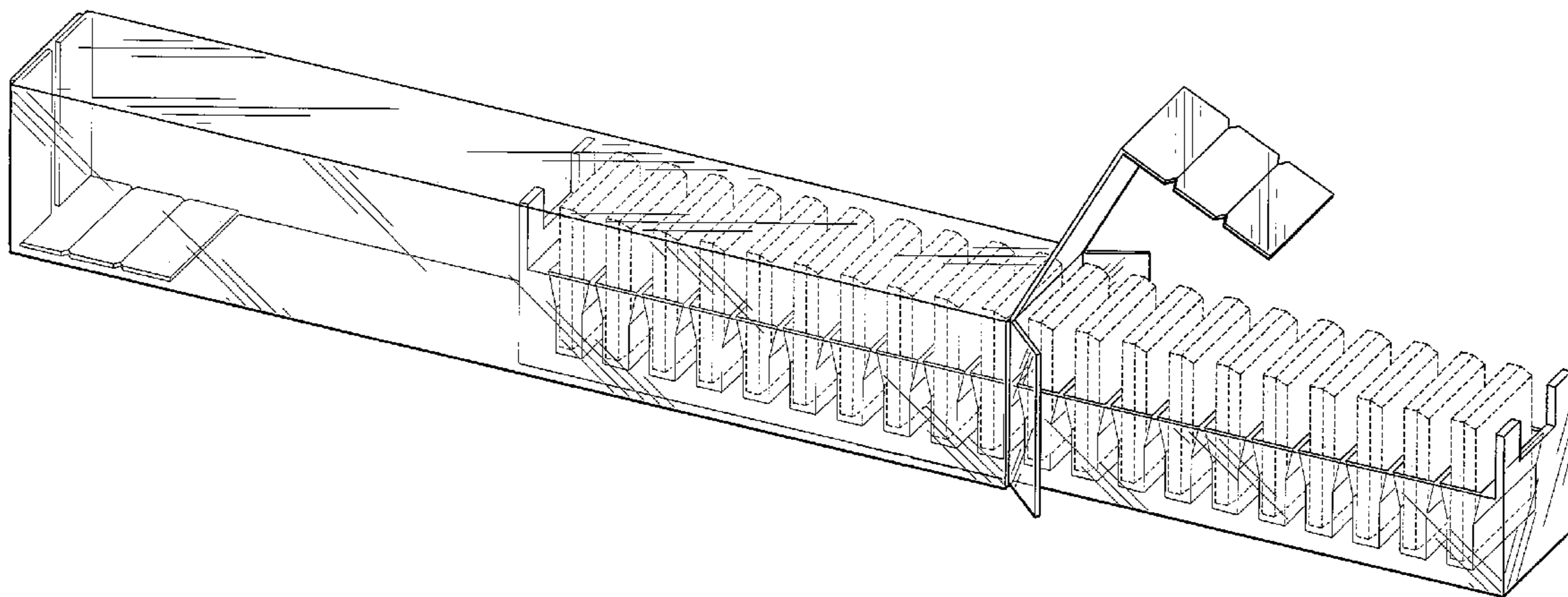
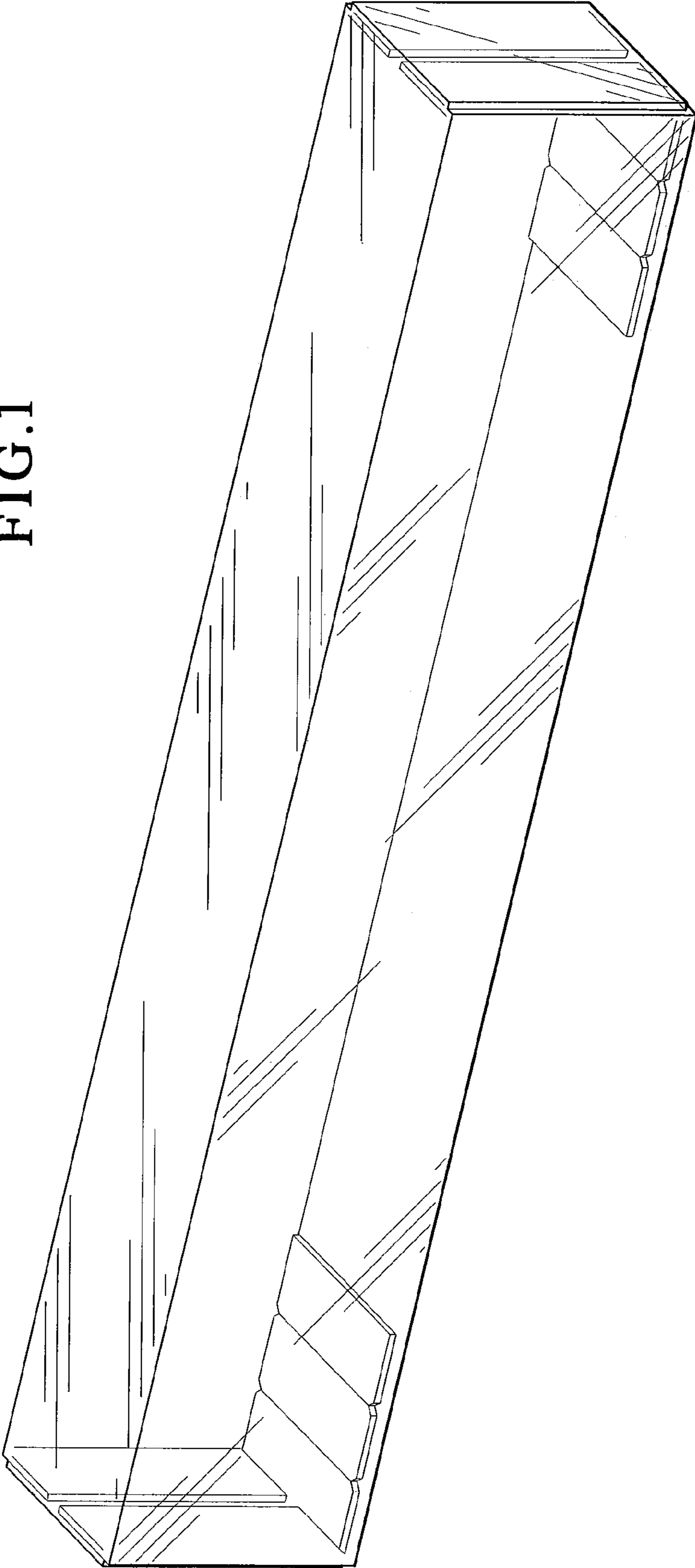


FIG.1



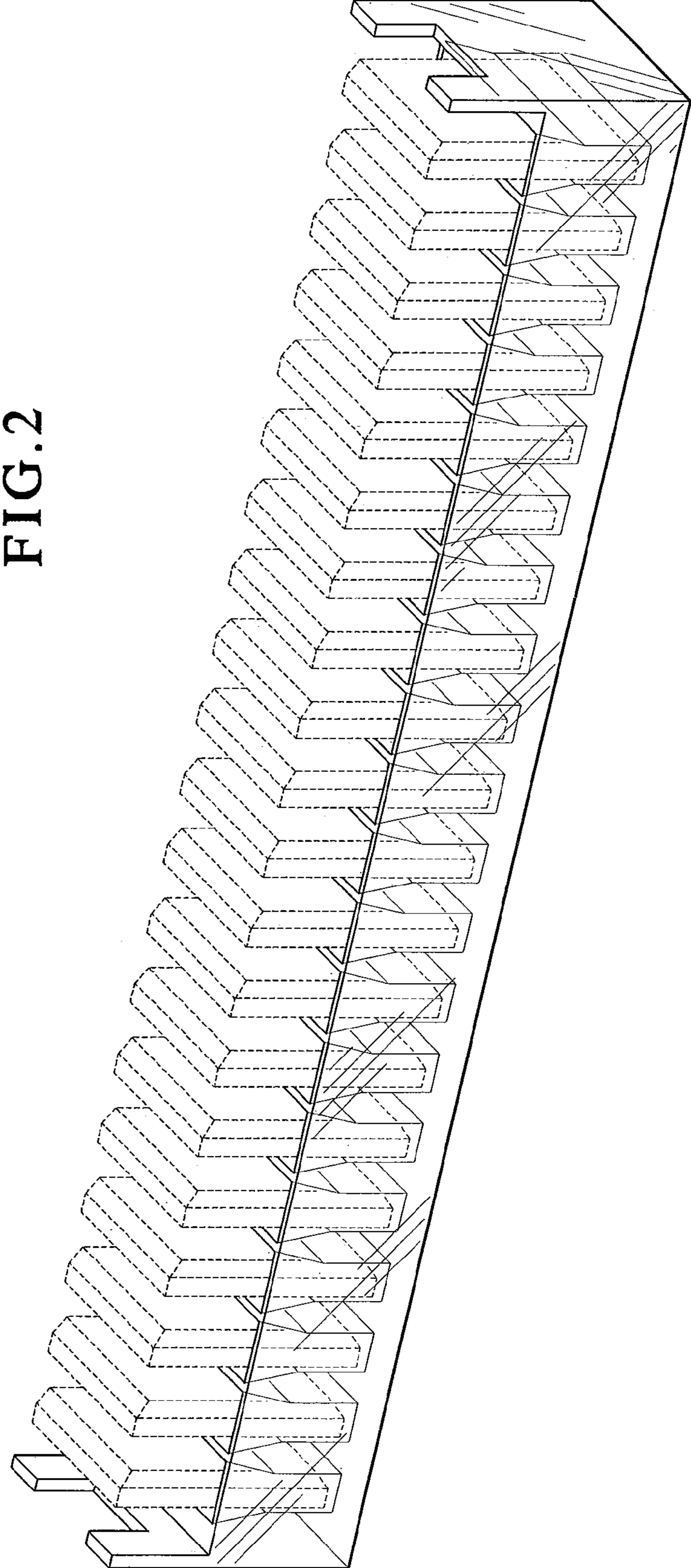


FIG. 2

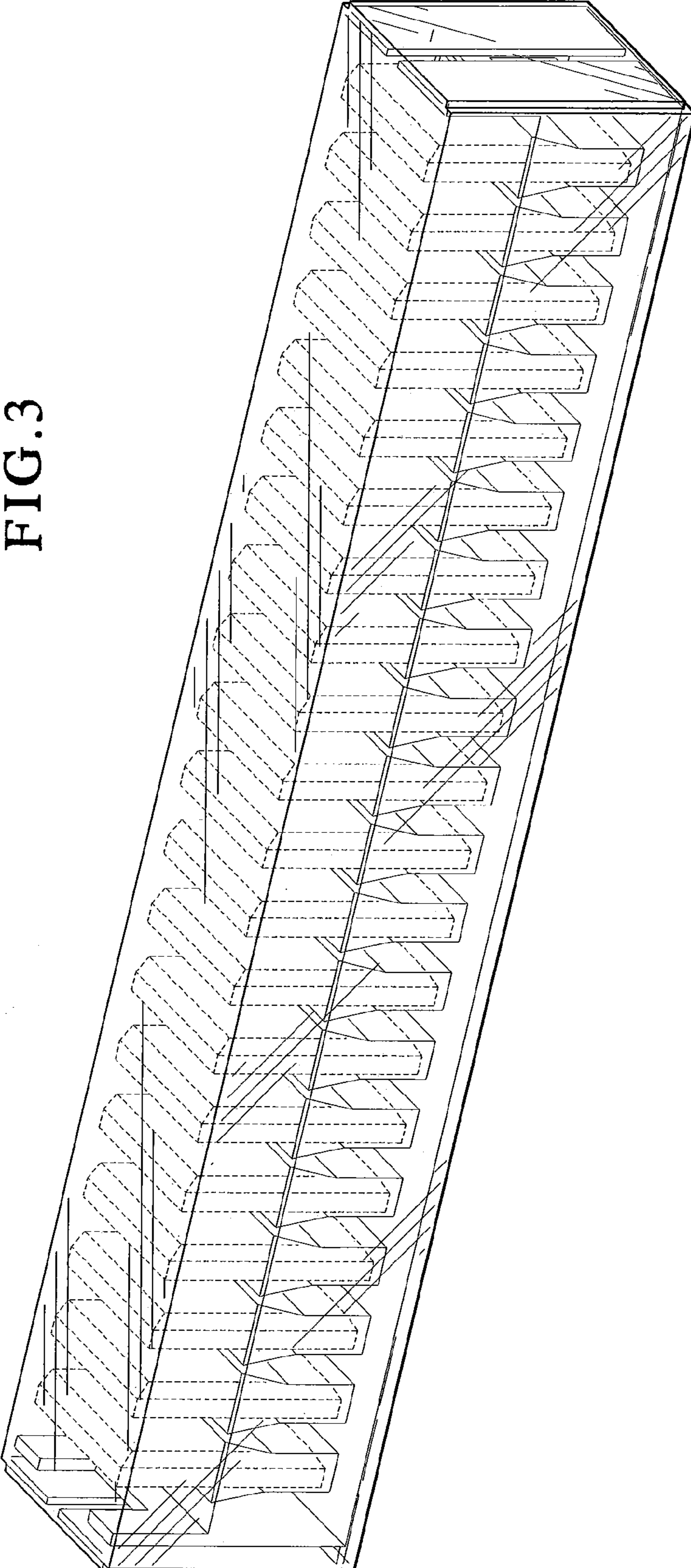


FIG. 3

FIG. 4

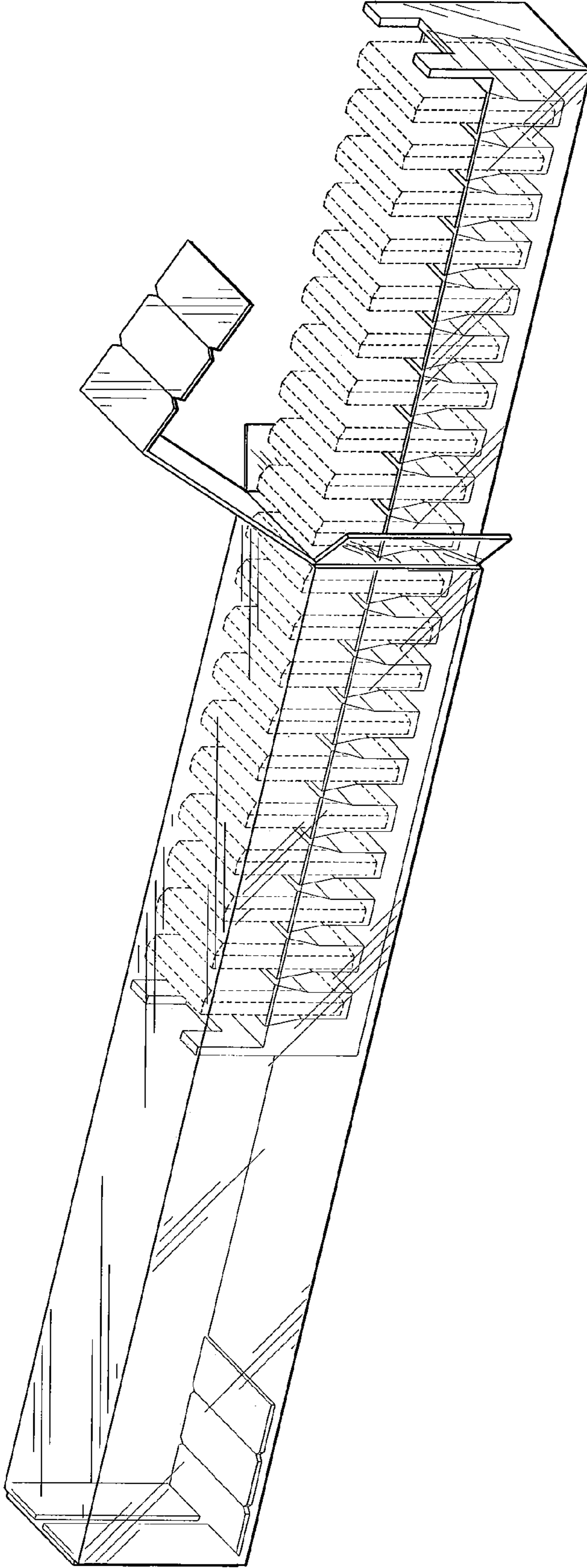


FIG. 5

