



US00D553009S

(12) **United States Design Patent**  
**Barbagli**

(10) **Patent No.:** **US D553,009 S**

(45) **Date of Patent:** **\*\* Oct. 16, 2007**

(54) **BOTTLE WITH AN INSERTED JAR**

(75) Inventor: **Costantino Barbagli**, deceased, late of  
Montespertoli (IT); by **Andrea**  
**Barbagli**, legal representative, Florence  
(IT)

(73) Assignee: **Drogheria E Alimentari S.r.L.**, Prato  
(IT)

(\*\*) Term: **14 Years**

(21) Appl. No.: **29/225,086**

(22) Filed: **Mar. 10, 2005**

(30) **Foreign Application Priority Data**

Sep. 14, 2004 (EM) ..... I 000226550

(51) **LOC (8) Cl.** ..... **09-01**

(52) **U.S. Cl.** ..... **D9/743**

(58) **Field of Classification Search** ..... D9/505,  
D9/516, 520, 535, 544-546, 560, 571-575,  
D9/652, 746; 215/379; 220/660, 662-663  
See application file for complete search history.

(56) **References Cited**

**U.S. PATENT DOCUMENTS**

D85,336 S \* 10/1931 Kline ..... D9/573  
D276,138 S \* 10/1984 Sebire ..... D9/563  
D301,307 S \* 5/1989 Pakzad ..... D9/535  
D320,554 S \* 10/1991 Van Dine et al. .... D9/574

D332,751 S \* 1/1993 Pischulti et al. .... D9/560  
D339,291 S \* 9/1993 Leigner ..... D9/520  
D343,580 S \* 1/1994 Reynaud ..... D9/560  
D345,698 S \* 4/1994 Gobe ..... D9/571  
D364,093 S \* 11/1995 Weaver, Jr. .... D9/563  
D380,683 S \* 7/1997 Rothschild, III ..... D9/535  
D432,922 S \* 10/2000 Gose ..... D9/571  
D450,597 S \* 11/2001 Bobchenok et al. .... D9/571  
D484,419 S \* 12/2003 Potocki et al. .... D9/573  
D519,033 S \* 4/2006 Romano ..... D9/535

**FOREIGN PATENT DOCUMENTS**

WO DM/060105 \* 5/2002

\* cited by examiner

*Primary Examiner*—Charles A. Rademaker

*Assistant Examiner*—Dana L. Sipos

(74) *Attorney, Agent, or Firm*—Merchant and Gould P.C.

(57) **CLAIM**

I claim the ornamental design for a bottle with an inserted jar, as shown and described.

**DESCRIPTION**

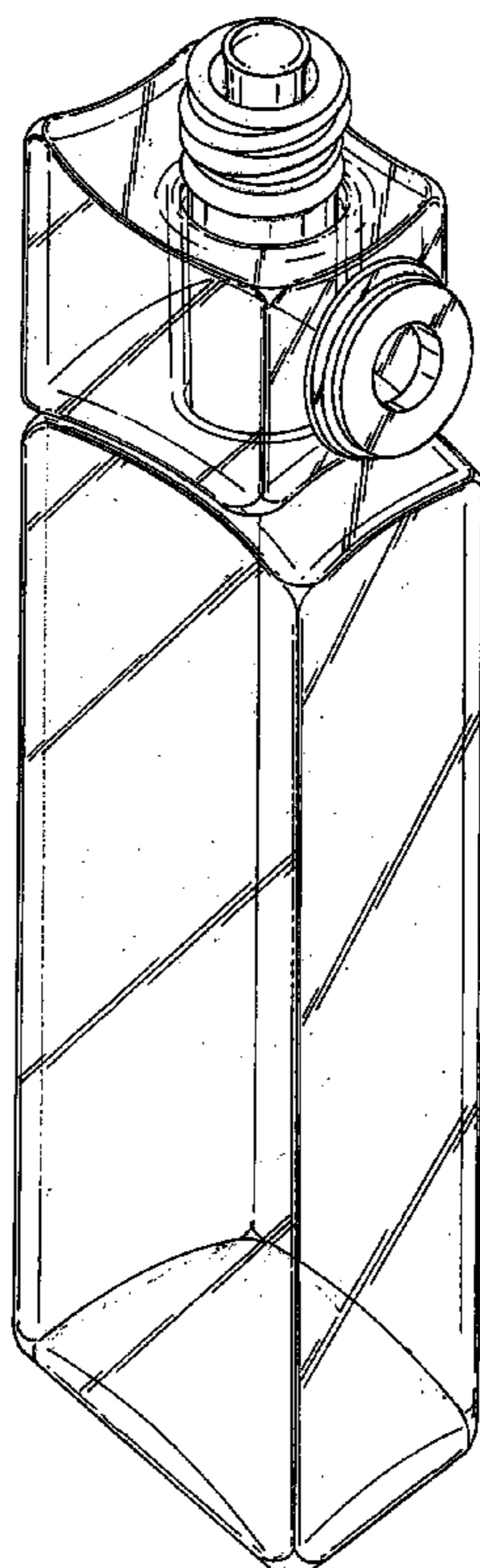
FIG. 1 is a top, front, right side perspective view of a bottle with an inserted jar showing my new design;

FIG. 2 is a front elevational view thereof;

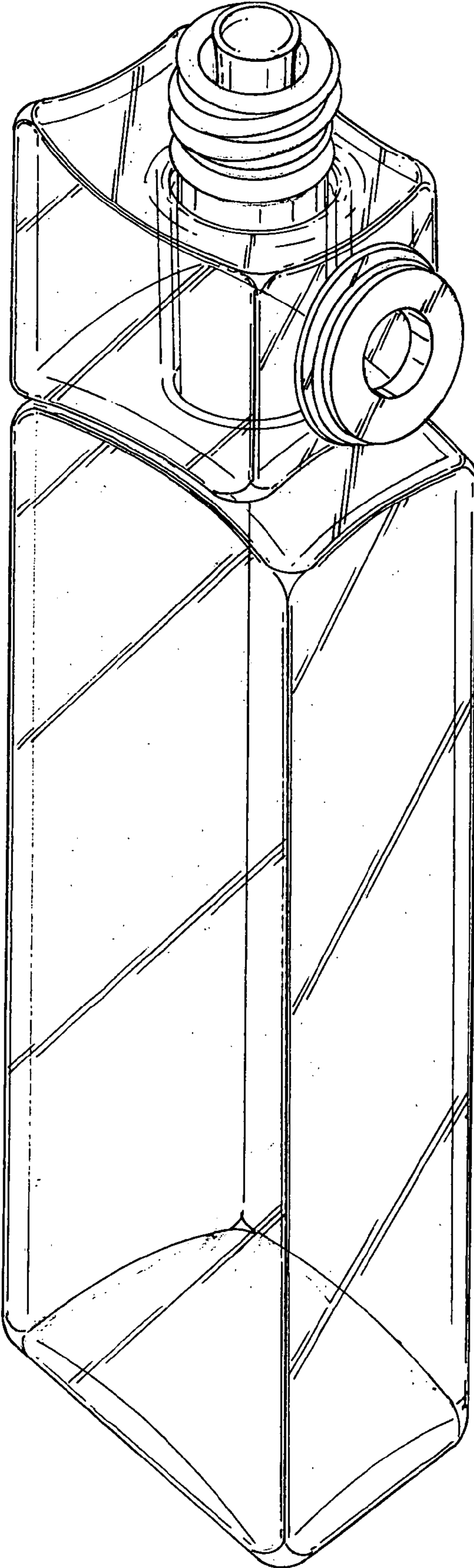
FIG. 3 is a right side elevational view thereof; and,

FIG. 4 is a top plan view thereof.

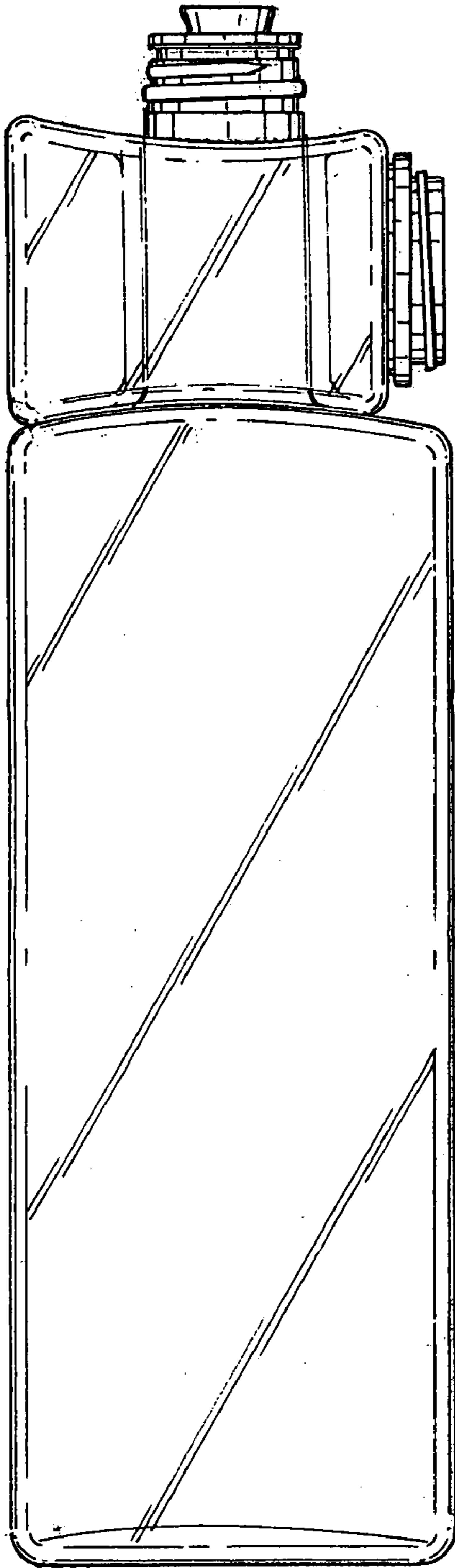
**1 Claim, 3 Drawing Sheets**



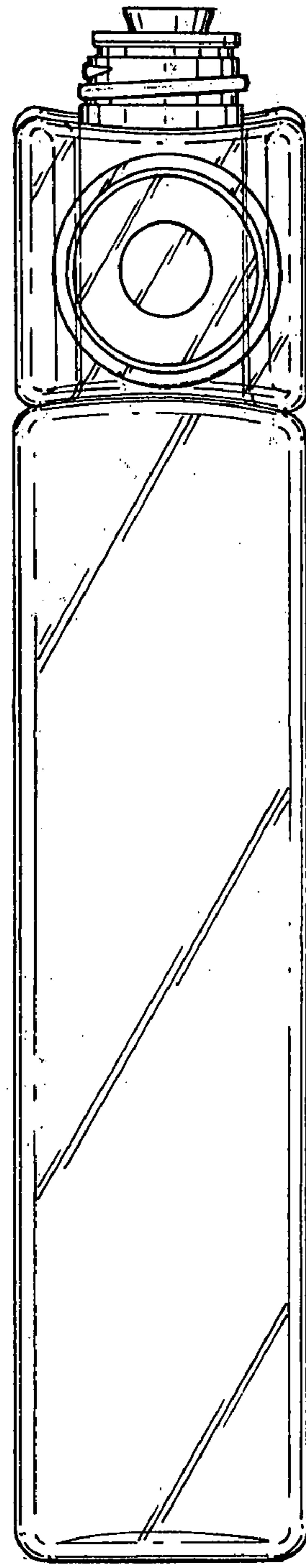
**FIG. 1**



**FIG.3**



**FIG.2**



**FIG. 4**

